

**The
Catholic Schools Partnership**



A Teaching School Alliance
of Bradford & Keighley

KPIs 2019-2020

Ofsted & CSPTSA – the Primary journey



2009 (Partnership formed)

- 2 Outstanding
 - 7 Good
 - 5 Satisfactory
 - 4 Inadequate
-
- 43% Good or better



2014 (TSA designated)

- 1 Outstanding
 - 13 Good
 - 4 RI
 - 0 Inadequate
-
- 78% Good or better



2020

- 0 Outstanding
 - 14 Good
 - 4 RI
 - 0 Inadequate
-
- 78% Good or better

ITT School Direct

1.1. At least 15 teachers trained per year

2017-2018: 4 Primary Trainees & 21 Undergraduate

2018-2019: 2 Primary Trainees & 18 Undergraduate

2019-2020: 5 Primary (inc 1 deferral mid year) & 3 Secondary Trainees & 8 Undergraduate

2020-2021: 4 Primary & 2 Secondary

We still have 2 interviews outstanding (Secondary Maths & English); to date we have had 30 applications for 20/21 (16 Primary & 14 Secondary) and made 12 offers in total. After this week's interviews the final numbers are hoped to be 4 Primary, 3 Secondary with undergraduate numbers tbc.

ITT School Direct

1.2. Percentage of trainee teachers who have secured a teaching post within 6 months is at or above national averages

There are no national averages for employment within 6 months, however the latest figure for employment within 1 year is 85%

2019-20 is 86%

2018-2019 is 100%

2017-2018 was 75%

2016-2017 was 80%

4 year trend = 79%

3yr retention & 5yr retention rates above national

CPLD

- 2.1. At least 50 evidence based CPLD events delivered per academic year
- 2.2. At least 90% of participants believe that the CPLD activity they attended has or will help improve practice in their school and agree that the benefits of the CPD activity outweighed any short-term impact on workload

CPLD

2.1. At least 50 evidence based CPLD events delivered per academic year

2016-17 – 60

2017-18 – 80

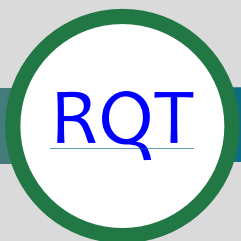
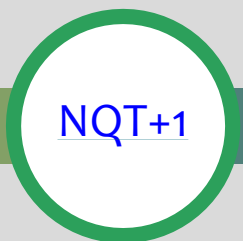
2018-19 – 97

2019-20 – 43*

*Lockdown year

School Direct Primary & Secondary with
 Leeds Trinity University

CSPTSA



CSPTSA

CSPTSA

CSPTSA CPLD Offer & Career Pathway 2019/20

CSPTSA

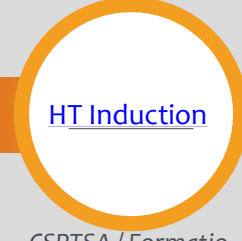
CSPTSA



Carnegie Leaders

CSPTSA

CSPTSA



Carnegie Leaders

Carnegie Leaders

CSPTSA / Formatio

Diocese of Leeds

Carnegie Leaders

CPLD

2.2. At least 90% of participants believe that the CPLD activity they attended has or will help improve practice in their school and agree that the benefits of the CPD activity outweighed any short-term impact on workload

18-19

Good impact (or better) – 91%

The benefits of the CPD activity outweighed any short-term impact on workload – 67%

19-20

Good impact (or better) – 100%

The benefits of the CPD activity outweighed any short-term impact on workload – 71%

Additional CPLD - NPQ data

Since 2015 we have had 99 participants on the NPQML who have subsequently been appointed to:

- 1 Acting Headteacher
- 1 Head of School
- 7 Assistant HTs
- 1 Acting Assistant HT
- 10% secured Senior Leader positions within the CSPTSA
- 15 SLEs

Since 2015 we have had 36 participants on the NPQSL who have subsequently been appointed to:

- 3 Heads of School
- 2 Acting Deputies
- 11 Assistant HTs
- 7 Associate Assistant HTs
- 64% secured more Senior Leader positions within the CSPTSA
- 9 SLEs

School to School Support

3.1. Provide at least 30 days of deployment per academic year, to schools identified as in need of support

2017-18 – 39 deployment days

2018-19 – 170.5 deployment days

2019-20 – 79 deployment days*

*Lockdown year

School to School Support

3.2. At least 90% of support provided is rated as good or better by the supported school

2018-19 – 93% support rated as good or better
2019-20 – 97% support rated as good or better