



# Alpha Kappa Alpha Sorority, Incorporated®



AUGUST



***This workshop will be live  
and interactive!***

***Scan the QR code to register***



## Summer Bootcamp #2: SAT PREP

Sunday, August 8, 2021  
2:00-6:00 pm EST

Link to register:  
<https://capsatprep.eventbrite.com>

Students who register and attend will be entered  
into a drawing for a special giveaway.



A #CAP<sup>SM</sup> Signature Program Chapter Collaboration Presented by:

**Alpha Kappa Alpha Sorority, Incorporated®**

Psi Psi Omega    Lambda Omega  
Lambda Omega Omega

Gamma Gamma Omega    Nu Rho Omega  
Nu Zeta Omega    Alpha Phi Omega

Gamma Delta Omega  
Omicron Kappa Omega

Phi Nu Omega    Xi Psi Omega  
Delta Omicron Omega



# Welcome

## SAT Prep Webinar



- ❖ Thank you for joining this webinar.
- ❖ This webinar will be recorded for future use.
- ❖ Photos may be taken for reporting purposes.
- ❖ All lines will be muted until the Q&A at the end of the webinar.
- ❖ Use the chat function to post comments or questions.
- ❖ Q&A will take place at the end of the virtual webinar.
- ❖ Have paper and pencil available to take notes.

# Webinar Objectives

The main objectives of the webinar are to:

- ❖ Equip students with valuable SAT Prep information to support the college admissions and scholarship processes.
- ❖ Share relevant college information due to COVID-19.



## Interactive Discussion!

Use the chat function to post comments or questions.

# **Give-a-ways**

## *Throughout the Webinar*

We encourage attention and engagement



Chick-fil-A gift cards \$10



## Webinar Hosted By: Collaborating AKA Chapters (12)



- ❖ Alpha Phi Omega (Danville, VA)
- ❖ Delta Omicron Omega (Orlando, FL)
- ❖ Gamma Delta Omega (Portsmouth, VA)
- ❖ Gamma Gamma Omega (Asheville, NC)
- ❖ Lambda Omega (Newport News, VA)
- ❖ Lambda Omega Omega (Monmouth & Ocean Counties, NJ)
- ❖ Nu Rho Omega (Hinesville, GA)
- ❖ Nu Zeta Omega (Waldorf, MD)
- ❖ Omicron Kappa Omega (Lakeland, FL)
- ❖ Phi Nu Omega (Alexandria, VA)
- ❖ Psi Psi Omega (Stafford and Fauquier Counties, VA)
- ❖ Xi Psi Omega (Anchorage, AK)



## *Alpha Kappa Alpha Sorority, Incorporated®*



- ❖ International Greek-letter non-profit service organization.
- ❖ Founded January 15, 1908 on the campus of Howard University.
- ❖ Over 300,000 members world-wide.
- ❖ Program theme: *Exemplifying Excellence Through Sustainable Service.*
- ❖ We address community needs through five target program initiatives:
  - ❖ **Target 1: HBCU 4 Life: A Call to Action and #CAP**
  - ❖ Target 2: Women's Healthcare and Wellness
  - ❖ Target 3: Building Economic Legacy
  - ❖ Target 4: The Arts!
  - ❖ Target 5: Global Impact

# Target Program Initiatives



## **Target 1: Signature Program, College Admissions Process (#CAP<sup>SM</sup>)**

Assist high school juniors and seniors  
through the college admissions process.

# Upcoming Events



## (Free) Virtual Youth College Excellence Summit

Date: August 14-15, 2021; Time: 9:30 am - 3 pm ET:

Register at: [www.YouthCollegeExcellenceSummit.com](http://www.YouthCollegeExcellenceSummit.com)

**Scholarships will be awarded!**



## (Free) Bootcamp Part III: ACT Prep Webinar

Date: August 29, 2021; Time: 2-6 pm ET:

Register at: <https://capactprep.eventbrite.com>



**We Invite You to Join**  
**A Local Chapter's #CAP Program (free)**  
**High School Students Welcome!**

Participate in a local AKA chapter's 2021-2022 #CAP program.

Students will receive personalized support and attend special events on:

- ❖ Completing college applications
- ❖ SAT/ACT registration & prep
- ❖ Writing essays
- ❖ Obtaining letters of recommendation
- ❖ Understanding financial aid
- ❖ Researching and applying for scholarships
- ...and more



**#CAP Application:**

<http://www.staffordaka.com/target-1--hbcu-for-life--a-call-to-action.html>

**\*\*Indicate your interest in the survey at the end of the webinar\*\***

**Or email: [christiemurrayaka@gmail.com](mailto:christiemurrayaka@gmail.com)**

# AGENDA



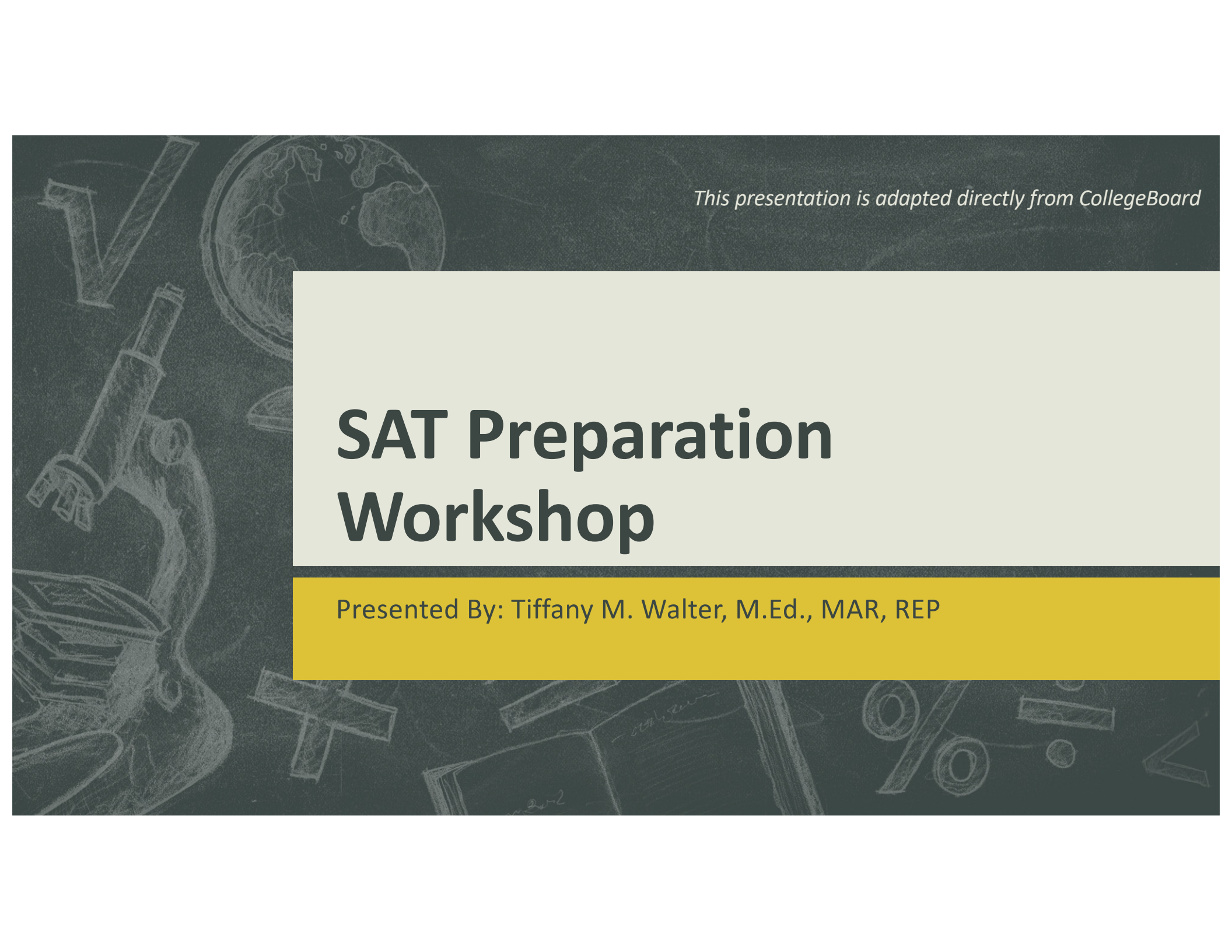
- ❖ *Speaker Introduction*
- ❖ *SAT Prep Presentation*
- ❖ *Closing Remarks*
  - ❖ *Survey Evaluation*
  - ❖ *Give-a-ways*
  - ❖ *Q&A*

# Speaker Introduction



**Tiffany M. Walter, M.Ed., M.A.R., R.E.P.**  
Director of Admissions  
Savannah Technical College



The background is a dark, textured surface with various white, chalk-like sketches of educational icons. These include a globe in the upper left, a large letter 'V' to its left, a microscope on the left side, a stack of books at the bottom left, a plus sign at the bottom center, an open book with the word 'calculus' written on it at the bottom center, a percentage sign at the bottom right, and a less-than sign at the bottom right.

*This presentation is adapted directly from CollegeBoard*

# **SAT Preparation Workshop**

Presented By: Tiffany M. Walter, M.Ed., MAR, REP



# What Will We Discover Today

1. Inside the SAT Test... What You Need to Know!
  - What are the key components of the test?
2. Taking the Test
  - What Do you need to know before taking the test?
3. Registering for the Test
  - How do you get started?
4. Test Scores (GUS)
  - Getting them, Understanding them, Sending them
5. SAT & College Admissions Process

# Test Overview

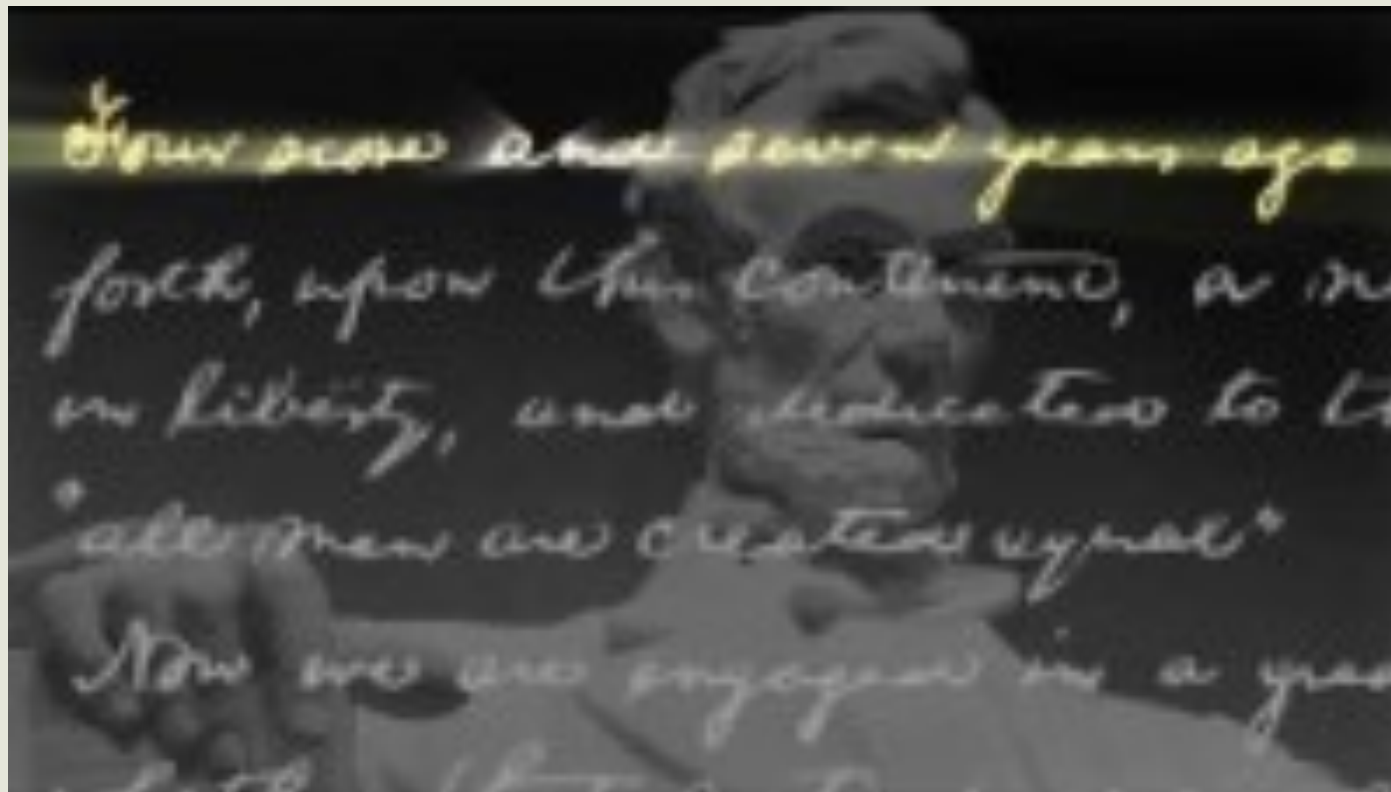
- The SAT has CHANGED!
  - The new test format is more focused on skills and knowledge at the heart of you education. It measures the following:
    1. What you learn in high school
    2. What you need to succeed in colleges
- If you think its about memorizing words and facts that aren't relevant or applicable to the real world... THINK AGAIN!
  1. No secret tricks needed
  2. No cramming the night before
- The same habits and choices that lead to success in school, will help you get ready for the SAT

The background of the slide is a dark grey collage of white line-art icons representing various academic fields: a globe, a microscope, a book, a percentage sign, a compass, and a satellite. A large, light beige rectangular area is positioned in the upper right, and a yellow rectangular area is at the bottom left.

# Inside the SAT Test

Reading Test


# Introduction to the Reading Test





# Reading Test Quick Facts

- All Reading Test questions are multiple choice and based on passages.
- Some passages are paired with other passages.
- Informational graphics, such as tables, graphs, and charts, accompany some passages—but no math is required.
- Prior topic-specific knowledge is never tested.
- The Reading Test is part of the Evidence-Based Reading and Writing section.



# The Reading Test always includes...

- One passage from a classic or contemporary work of U.S. or world literature.
- One passage or a pair of passages from either a U.S. founding document or a text in the Great Global Conversation they inspired. The U.S. Constitution or a speech by Nelson Mandela, for example.
- A selection about economics, psychology, sociology, or some other social science.
- Two science passages (or one passage and one passage pair) that examine foundational concepts and developments in Earth science, biology, chemistry, or physics.

So, what does the Reading Text measure?

**Command of  
Evidence**

**Words of  
Context**

**Analysis in  
History/Social  
Studies and in  
Science**

# So, what does the Reading Text measure?

## Command of Evidence

1. Find evidence in a passage (or pair of passages) that best supports the answer to a previous question or serves as the basis for a reasonable conclusion.
2. Identify how authors use evidence to support their claims.
3. Find a relationship between an informational graphic and the passage it's paired with.



# So, what does the Reading Text measure?

## Words in Context

1. The words are ones that you'll use in college and the workplace long after test day.
2. Helpful Hints -
  - Use context clues in a passage to figure out which meaning of a word or phrase is being used.
  - Decide how an author's word choice shapes meaning, style, and tone.

# So, what does the Reading Text measure?

## Analysis in History/Social Studies and in Science

1. The Reading Test includes passages in the fields of history, social studies, and science.
2. You'll be asked questions that require you to draw on the reading skills needed most to succeed in those subjects.
3. Answers are based only on the content stated in or implied by the passage.
4. For instance, you might read about an experiment then see questions that ask you to:
  - Examine hypotheses.
  - Interpret data.
  - Consider implications.

# Sample Reading Test



A dark background with a collage of white line drawings of school supplies, including a globe, a book, a microscope, and various geometric shapes.

# Inside the SAT Test

Writing Test



# Introduction to the Writing & Language Test

possible solutions to its production.

(1) The most environmental problem caused by the production of Greek paper is the creation of acid when paper is produced. (2) Because it requires up to four times more sulfur than conventional paper does, Greek paper produces large amounts of acid when, which is difficult to dispose of. (3) To address the problem of disposal, doctors have found a number of ways that will reduce (4) them can still be found in the use of a process.

(5) Investment, and people can make their own Greek paper, which allows for more rapid disposal. (6) It is a rapidly introduced into the environment as the most (7) an effective solution. (8) During the paper-making process, and then as a byproduct, (9) To get around this, Greek (10) scientists and government officials are also working together to develop additional solutions for

1. Which choice provides the most relevant detail?

A) 101-124 4000

B) investment, which is used to make paper out of acid as electricity production

C) investment, which is used to make paper out of acid as a fast solution for doctors

D) investment, which provides an important element of 101-124

2. Which choice provides the most relevant detail?

A) 101-124 4000

B) use of paper-making

C) could have pollution in the area

D) low pollution in the area

3. Which choice provides the most relevant detail?

A) 101-124 4000

B) scientists and

C) scientists and

# Writing Test Quick Facts



- All questions are multiple choice and based on passages.
- Some passages are accompanied by informational graphics, such as tables, graphs, and charts—but no math is required.
- Prior topic knowledge is never tested.
- The Writing and Language Test is part of the Evidence-Based Reading and Writing section.

# It's About the Everyday...

- When you take the Writing and Language Test, you'll do three things that people do all the time when they write and edit:
  1. Read.
  2. Find mistakes and weaknesses.
  3. Fix them.
- To answer some questions, you'll need to look closely at a single sentence. Others require reading the entire piece and interpreting a graphic.
- The passages you improve will range from arguments to nonfiction narratives and will be about careers, history, social studies, the humanities, and science.

# So, what does the Reading Text measure?

**Command  
of Evidence**

**Words of  
Context**

**Analysis in  
History/Social  
Studies and in  
Science**

**Expression  
of Ideas**

**Standard  
English  
Conventions**



# So, what does the Reading Text measure?

## Command of Evidence

1. Questions that test command of evidence ask you to improve the way passages develop information and ideas.
2. For instance, you might choose an answer that sharpens an argumentative claim or adds a relevant supporting detail.

# So, what does the Reading Text measure?

## Words in Context

1. Some questions ask you to improve word choice. You'll need to choose the best words to use based on the text surrounding them.
2. Your goal will be to make a passage more precise or concise, or to improve syntax, style, or tone.

# So, what does the Reading Text measure?

## Analysis in History/Social Studies and in Science

1. You'll be asked to read passages about topics in history, social studies, and science with a critical eye and make editorial decisions that improve them.

# So, what does the Reading Text measure?

## Expressions of Ideas

1. Some questions ask about a passage's organization and its impact.
2. For instance, you will be asked which words or structural changes improve how well it makes its point and how well its sentences and paragraphs work together.




# So, what does the Reading Text measure?

## Standard English Conventions

1. This is about the building blocks of writing: sentence structure, usage, and punctuation. You'll be asked to change words, clauses, sentences, and punctuation.
2. Some topics covered include verb tense, parallel construction, subject-verb agreement, and comma use.

# Sample Reading Test




The background of the slide is a dark grey collage of various educational icons drawn in a light grey, sketchy style. These icons include a globe, a microscope, a book, a percentage sign, a ruler, a compass, and various geometric shapes like triangles and rectangles.

# Inside the SAT Test


Math Test

# Introduction to the Math Test





# Math Test Quick Facts



- Most math questions will be multiple choice, but some—called grid-ins—ask you to come up with the answer rather than select the answer.
- The Math Test is divided into two portions: Math Test–Calculator and Math Test–No Calculator.
- Some parts of the test include several questions about a single scenario.

# It's About the Real World

- The SAT Math Test covers a range of math practices, with an emphasis on problem solving, modeling, using tools strategically, and using algebraic structure.
- Questions on the Math Test are designed to mirror the problem solving and modeling you'll do in:
  1. College math, science, and social science courses
  2. The jobs that you hold
  3. Your personal life
- For instance, to answer some questions you'll need to use several steps—because in the real world a single calculation is rarely enough to get the job done.

# The focus...



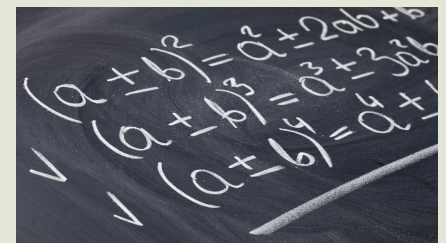
- The Math Test will focus in depth on the three areas of math that play the biggest role in a wide range of college majors and careers:
  1. **Heart of Algebra**, which focuses on the mastery of linear equations and systems.
  2. **Problem Solving and Data Analysis**, which is about being quantitatively literate.
  3. **Passport to Advanced Math**, which features questions that require the manipulation of complex equations.
  4. The Math Test also draws on **Additional Topics in Math**, including the geometry and trigonometry most relevant to college and career readiness.



# Heart of Algebra

- Create, solve, or interpret a linear expression or equation in one variable that represents a context.
- Create, solve, or interpret linear inequalities in one variable that represent a context.
- Build a linear function that models a linear relationship between two quantities.
- Create, solve, and interpret systems of linear inequalities in two variables.
- Create, solve, and interpret systems of two linear equations in two variables.
- Algebraically solve linear equations (or inequalities) in one variable.
- Algebraically solve systems of two linear equations in two variables.
- Interpret the variables and constants in expressions for linear functions within the context presented.
- Understand connections between algebraic and graphical representations.

This Photo by Unknown Author is licensed under [CC BY-NC-ND](#)





## Something to know about this section...




- Heart of Algebra is one of the three SAT Suite Math subscores, reported on a scale of 1 to 15.
- This domain will feature multiple-choice and student-produced response question types.

# Problem Solving and Data Analysis

1. Use ratios, rates, proportional relationships, and scale drawings to solve single- and multistep problems.
2. Solve single- and multistep problems involving percentages.
3. Solve single- and multistep problems involving measurement quantities, units, and unit conversion.
4. Given a scatterplot, use linear, quadratic, or exponential models to describe how the variables are related.
5. Use the relationship between two variables to investigate key features of the graph.
6. Compare linear growth with exponential growth.
7. Use two-way tables to summarize categorical data and relative frequencies, and calculate conditional probability.
8. Make inferences about population parameters based on sample data.
9. Use statistics to investigate measures of center of data and analyze shape, center, and spread.
10. Evaluate reports to make inferences, justify conclusions, and determine appropriateness of data collection methods.

## Something to know about this section...



Problem Solving and Data Analysis is one of the three SAT Suite Math subscores, reported on a scale of 1 to 15.

This domain will feature multiple-choice and student-produced response question types.

# Passport to Advanced Algebra

- Create a quadratic or exponential function or equation that models a context.
- Determine the most suitable form of an expression or equation to reveal a particular trait, given a context.
- Create equivalent expressions involving rational exponents and radicals, including simplifying or rewriting in other forms.
- Create an equivalent form of an algebraic expression by using structure and fluency with operations.
- Solve a quadratic equation having rational coefficients.
- Add, subtract, and multiply polynomial expressions and simplify the result. The expressions will have rational coefficients.
- Solve an equation in one variable that contains radicals or contains the variable in the denominator of a fraction.
- Solve a system of one linear equation and one quadratic equation.
- Rewrite simple rational expressions.
- Interpret parts of nonlinear expressions in terms of their context.



# Passport to Advanced Algebra


- Understand the relationship between zeros and factors of polynomials, and use that knowledge to sketch graphs.
- Understand a nonlinear relationship between two variables by making connections between their algebraic and graphical representations.
- Use function notation, and interpret statements using function notation.
- Use structure to isolate or identify a quantity of interest in an expression or isolate a quantity of interest in an equation.



## Something to know about this section...

Passport to Advanced Math is one of the three SAT Suite of Assessment Math subscores, reported on a scale of 1 to 15.

This domain will feature multiple-choice and student-produced response question types.



# Additional Topics in Math

- Solve problems using volume formulas.
- Use trigonometric ratios and the Pythagorean theorem to solve applied problems involving right triangles.
- Add, subtract, multiply, divide, and simplify complex numbers.
- Convert between degrees and radians and use radians to determine arc lengths; use trigonometric functions of radian measure.
- Apply theorems about circles to find arc lengths, angle measures, chord lengths, and areas of sectors.
- Use concepts and theorems about congruence and similarity to solve problems about lines, angles, and triangles.
- Use the relationship between similarity, right triangles, and trigonometric ratios; use the relationship between sine and cosine of complementary angles.
- Create or use an equation in two variables to solve a problem about a circle in the coordinate plane.

## Something to know about this section...

The questions in this domain contribute to the Math Test score (1–40) and the Math area score (200–800) but not to any specific math subscore.

This domain will feature multiple-choice and student-produced response question types.





So, what does the Math Text measure?

**Fluency**

**Conceptual  
Understanding**

**Applications**

# So, what does the Math Text measure?

## 1. Fluency

- Carry out procedures flexibly, accurately, efficiently, and strategically.
- Solve problems quickly by identifying and using the most efficient solution approaches. This might involve solving a problem by inspection, finding a shortcut, or reorganizing the information you've been given.

## 2. Conceptual Understanding

- You'll demonstrate your grasp of math concepts, operations, and relations. For instance, you might be asked to make connections between properties of linear equations, their graphs, and the contexts they represent.

## 3. Applications

- These real-world problems ask you to analyze a situation, determine the essential elements required to solve the problem, represent the problem mathematically, and carry out a solution.

# Calculator Use



- In the Math Test–Calculator portion of the test, you'll be able to focus on complex modeling and reasoning because your calculator can save you time.
- The Math Test includes some questions where it's better not to use a calculator, even though you're allowed to.
- The Math Test–No Calculator portion of the test makes it easier to assess your fluency in math and your understanding of some math concepts.

# Grid-In Questions

Although most of the questions on the Math Test are multiple choice, 22 percent are student-produced response questions, also known as grid-ins.

Write answer in boxes.

Grid in result.

Answer:  $\frac{7}{12}$

Fraction line

Answer: 2.5

Decimal point

Answer: 201

Either position is correct.

Acceptable ways to grid  $\frac{2}{3}$  are:


The diagram illustrates the correct way to fill in a grid for different types of answers. For the fraction  $\frac{7}{12}$ , the grid shows the numerator 7, a fraction line, the denominator 12, and the correct bubbles are filled in the top row (7, /, 1, 2) and the bottom row (0, 0, 0, 0). For the decimal 2.5, the grid shows the decimal point, the digits 2 and 5, and the correct bubbles are filled in the top row (2, ., 5) and the bottom row (0, 0, 0, 0). For the integer 201, the grid shows the digits 2, 0, and 1, and the correct bubbles are filled in the top row (2, 0, 1) and the bottom row (0, 0, 0, 0). For the fraction  $\frac{2}{3}$ , the diagram shows three acceptable ways to grid the answer: 2/3, .666, and .667. Each way shows the correct bubbles filled in the top row and the bottom row.



# Grid-In Questions

- Mark no more than one circle in any column.
- Only answers indicated by filling in the circle will be scored (you won't receive credit for anything written in the boxes located above the circles).
- It doesn't matter in which column you begin entering their answers; as long as the responses are recorded within the grid area, you'll receive credit.
- The grid can hold only four decimal places and can only accommodate positive numbers and zero.
- Unless a problem indicates otherwise, answers can be entered on the grid as a decimal or a fraction.
- Fractions like  $\frac{3}{24}$  do not need to be reduced to their lowest terms.
- All mixed numbers need to be converted to improper fractions before being recorded in the grid.
- If the answer is a repeating decimal, students must grid the most accurate value the grid will accommodate.

# Sample Math Test



The background of the slide is a dark grey collage of white line-art icons representing various educational fields: a globe, a microscope, a book, a percentage sign, a compass, and a satellite. A large, light beige rectangular area is positioned in the upper right, and a yellow rectangular area is in the lower right.

# Registering for the Test

What to Expect...

# PSAT... Why is it just as important as the SAT?

## Do you know what the letters stand for?

It is officially the PSAT/ NMSQT test. “NMSQT” stands for the “National Merit Scholarship Qualifying Test”. This is the preliminary test to prepare you for the content and difficulty of the SAT.

**The only time you can be considered for the National Merit Scholarship is during your junior year. Taking the PSAT is the only way to be considered.**

## Taking the PSAT by grade level:

**9<sup>th</sup> Grade year:** It is your first opportunity to take a college prep standardized test. Check to see if your school allows freshmen to take the PSAT/NMSQT. The school may want you to take the new PSAT 9 in the fall or the spring.

**10<sup>th</sup> Grade year: Take it more seriously** – this is the last time you can take this test and not have it sent to the colleges. You may be taking the new PSAT 10 in fall or spring.

**11<sup>th</sup> Grade year:** Prepare just as you do for the SAT test. Do your best on this PSAT/NMSQT test. You will have colleges knocking at your door if you perform well in your PSAT/NMSQT test.



# 2021-22 SAT Administration Dates and Deadlines

<u>SAT Date</u>	<u>Registration Deadline</u>	<u>Late Registration Deadline</u>	<u>Deadline for Changes</u>	<u>Scores Available</u>
<b>August 28, 2021</b>	<b>July 30, 2021</b>	August 17, 2021 (for registrations made online or by phone)	<b>August 17, 2021</b>	September 10: Online and paper score reports (Colleges receive within 10 days)
<b>October 2, 2021</b>	<b>September 3, 2021</b>	September 21, 2021 (for registrations made online or by phone)	<b>September 21, 2021</b>	October 15: Online and paper score reports (Colleges receive within 10 days)
<b>November 6, 2021</b>	<b>October 8, 2021</b>	October 26, 2021 (for registrations made online or by phone)	<b>October 26, 2021</b>	November 19: Online and paper score reports (Colleges receive within 10 days)
<b>December 4, 2021</b>	<b>November 4, 2021</b>	November 23, 2021 (for registrations made online or by phone)	<b>November 23, 2021</b>	December 17: Online and paper score reports (Colleges receive within 10 days)
<b>March 12, 2022</b>	<b>February 11, 2022</b>	March 1, 2022 (for registrations made online or by phone)	<b>March 1, 2022</b>	March 25: Online and paper score reports (Colleges receive within 10 days)
<b>May 7, 2022</b>	<b>April 8, 2022</b>	April 26, 2022 (for registrations made online or by phone)	<b>April 26, 2022</b>	May 20: Online and paper score reports (Colleges receive within 10 days)
<b>June 4, 2022</b>	<b>May 5, 2022</b>	May 25, 2022 (for registrations made online or by phone)	<b>May 25, 2022</b>	July 13: Online and paper score reports (Colleges receive within 10 days)

# Fee to Take the Test

- Cost is **\$55**
- **FEE WAIVERS ARE AVAILABLE**
  - If you think you're eligible, your school counselor or a representative of an authorized community-based organization will help you get a fee waiver.
  - If you're homeschooled, you can get fee waivers by contacting a local high school counselor. Just provide proof of eligibility, such as tax records or proof of enrollment in an aid program like those listed below.

# Registering for the Test, Accommodations

- Before students with disabilities can take the PSAT/NMSQT, PSAT 10, SAT, or Advanced Placement Exams with accommodations—such as extended time or assistive technology—the request must be approved by College Board's Services for Students with Disabilities (SSD).
- College Board considers all requests for accommodations needed by students with documented disabilities.
- Examples of Accommodations: Timing and Scheduling Accommodations; Presentation Accommodations; Response Accommodations; Reading and Seeing Accommodations; Use of a Four-Function Calculator; Setting Accommodations; Physical or Medical Accommodations

## Registering for the Test, Accommodations

- Request through the school, via your SSD Coordinator by completing a Parent Consent Form
- Complete a Student Eligibility form on your own
- For temporary medical assistance, complete a Request for Support for Students with Temporary Physical/Medical Conditions



The background of the slide is a dark, textured collage of various school-related items. On the left, there is a globe showing the continents. Above it, there are some circular objects that look like coins or medals. In the center, there is a stack of books. To the right, there is a microscope. At the bottom, there are some papers or documents. The overall theme is education and learning.

# Test Day

What to expect on test day...

## What to Bring On Test Day

- A Calculator
- Sharpened No. 2 pencils
- Your Admission Ticket
- Photo ID



# Getting Into the Test Center on Test Day

- ✓ Your name, other identifying info, and photo will be on your Admission Ticket.
- ✓ To make sure you are who you say you are, test center staff will compare it to your photo ID.

## **You won't be allowed to take the test if any of these things are true:**

- × The first and last names—or any other information—on your Admission Ticket don't match the information on your photo ID.
- × The photo does not meet photo requirements.
- × You submitted registration changes after the deadline.
- × You canceled your test registration before test day.

The background of the slide is a dark grey collage of white line-art icons representing various educational fields: a globe, a microscope, a book, a percentage sign, a compass, and a satellite. A large, light beige rectangular area is positioned in the upper right, and a yellow rectangular area is in the lower right.

# Taking the Test

What to Expect...



# Taking the Test

Category	New SAT
Total Testing Time	3 hours (plus 50 minutes for the Essay [optional])
Components	<ol style="list-style-type: none"><li>1. Evidence-Based Reading and Writing<ul style="list-style-type: none"><li>• Reading Test</li><li>• Writing and Language Test</li></ul></li><li>2. Math</li><li>3. Essay (optional)</li></ol>
Important Features	<ul style="list-style-type: none"><li>• Focus on the knowledge, skills, and understandings that research has identified as most important for college and career readiness and success</li><li>• Greater emphasis on the meaning of words in extended contexts and on how word choice shapes meaning, tone, and impact</li></ul>


# Taking the Test

Category	New SAT
Important Features	<ul style="list-style-type: none"><li>• Rights-only scoring (no penalty for guessing)</li></ul>
Essay	<ul style="list-style-type: none"><li>• Optional and given at the end of the SAT; postsecondary institutions determine whether they will require the Essay for admission</li><li>• 50 minutes to write the essay</li><li>• Tests reading, analysis, and writing skills; students produce a written analysis of a provided source text</li></ul>

# Taking the Test

## **NO PENALTY FOR GUESSING**

On the SAT, you simply earn points for the questions you answer correctly. So go ahead and give your best answer to every question—there's no advantage to leaving them blank.



# Test Length & Timing

Component	Time Allotted (min.)	Number of Questions/ Tasks
Reading	65	52
Writing and Language	35	44
Essay (optional)	50	1
Math	80	58
Total	180 (230 with Essay)	154 (155 with Essay)



The background of the slide is a dark grey collage of white line-art icons representing various educational fields: a globe, a microscope, a book, a percentage sign, a ruler, and a satellite. A large, light beige rectangular area is positioned in the upper right, and a yellow rectangular area is in the lower right.

# Test Scores (GUS)

Get your scores...  
Understand your scores...  
Send your scores...



**SAT**<sup>®</sup>  
Score Report

**New SAT Administered  
after March 2016**

Test Date:   
Registration Number:   
Sex:   
Date of Birth:   
Test Center Number:   
High School Code:   
High School Name:

#### STUDENT INFORMATION

NAME

MAILING ADDRESS

#### Your Total Score

**1350** | 400 to 1600

**94th**  
Nationally Representative  
Sample Percentile

**91st**  
SAT User Percentile —  
National

#### Essay Scores

**6** | 2 to 8  
Reading

**5** | 2 to 8  
Analysis

**6** | 2 to 8  
Writing

#### Online Score Report

Go online to get more details about your performance, including areas of strength, and check out the action steps in Skills Insight to help you boost your college readiness.

#### How Did I Score Compared to Others?

A percentile is a number between 1 and 99 that shows how your score ranks compared to other students. It represents the percentage of students whose scores are equal to or below yours. For example, if your Math score percentile is 57 that means 57 percent of test-takers have Math scores equal to or below yours.

You'll see two percentiles:

**The Nationally Representative Sample Percentile** shows how your score compares to the scores of all U.S. students in your grade, including those who don't typically take the test.

**SAT® User Percentile — National** shows how your score compares to the scores of students who typically take the test.

#### Will My Scores Change and Why?

Tests are not exact measures, and many factors can affect your score. After all, no two days are the same, and if you took the SAT once a week for a month your scores would change.

That's why it helps to think of your true score as a range from a few points below to a few points above the score earned. Score ranges show how your score can change with repeated testing, assuming your skill level remains the same.

Usually, scores for Evidence-Based Reading and Writing and for Math fall in a range of roughly 30 to 40 points above or below your reported score.

Total: Your score ± 40 points.

Section: Your score ± 30 points.

Test Scores and Cross-Test Scores:

Your score ± 2 points.

Subscores: Your score ± 2 points.

#### Am I on Track to Be Ready for College?

You'll see a benchmark score for each section of the SAT. Benchmarks show your college readiness. The Evidence-Based Reading and Writing benchmark is 480 while the Math benchmark is 530. This means if you score at or above the benchmark, you're on track to be ready for college when you graduate high school. If you score below the benchmark, you can still get back on track by focusing on areas where you didn't perform well. Use the detailed feedback in your online score report to see which skills you need to work on most.

#### Section Scores

**660** | 200 to 800  
Your Evidence-Based  
Reading and Writing  
Score

**92nd** Nationally Representative  
Sample Percentile  
**86th** SAT User Percentile —  
National



You've met  
the benchmark!

**690** | 200 to 800  
Your Math Score

**94th** Nationally Representative  
Sample Percentile  
**91st** SAT User Percentile —  
National



You've met  
the benchmark!

#### Test Scores

**33** | 10 to 40  
Reading

**33** | 10 to 40  
Writing and Language

**34.5** | 10 to 40  
Math

#### Cross-Test Scores | 10 to 40

**31**  
Analysis in History/Social Studies

**32**  
Analysis in Science

#### Subscores | 1 to 15

**12**  
Command of  
Evidence

**10**  
Words in Context

**11**  
Expression of Ideas

**14**  
Standard English  
Conventions

**15**  
Heart of Algebra

**11**  
Problem Solving  
and Data Analysis

**12**  
Passport to  
Advanced Math

Get your full report online [studentscores.collegeboard.org](https://studentscores.collegeboard.org)

**SAMPLE SAT  
SCORE REPORT**

## Test Scores – G. U. S.

- Scale ranging from 400 to 1600
- Scale ranging from 200 to 800 for Evidence-Based Reading and Writing; 200 to 800 for Math; 2 to 8 on each of three dimensions for Essay
- Essay results reported separately
- Subscores for every test, providing added insight for students, parents, admission officers, educators, and counselors

# Understanding SAT Score Report Calculation

- **Test/Scaled Score:**
  - The raw score of **Reading and Writing** are converted into the scale score on the 10-40 using the table provided by the College Board.
  - **To get in the scale score range of 10-40 for Math**, simply convert your raw score to final section score using the table then divide it by 20.
- **Section Score:**
  - **EBRW** (Reading + Writing & Language) : Using the Scale Score of 10-40 multiplied by 10 to get in the range of 200-800.
  - **Math**: Using the Math Scale Score of 10-40 multiplied by 20 to get in the range of 200-800.
- **Raw Score:**
  - Total number of **correct questions** in each subject.
- **Marking System:**
  - 1 point for each correct answer **no negative marking** for incorrect answer.

SAT Reading = 22

SAT Writing & Language = 27

SAT Math = 26

EBRW = 490

Math = 520

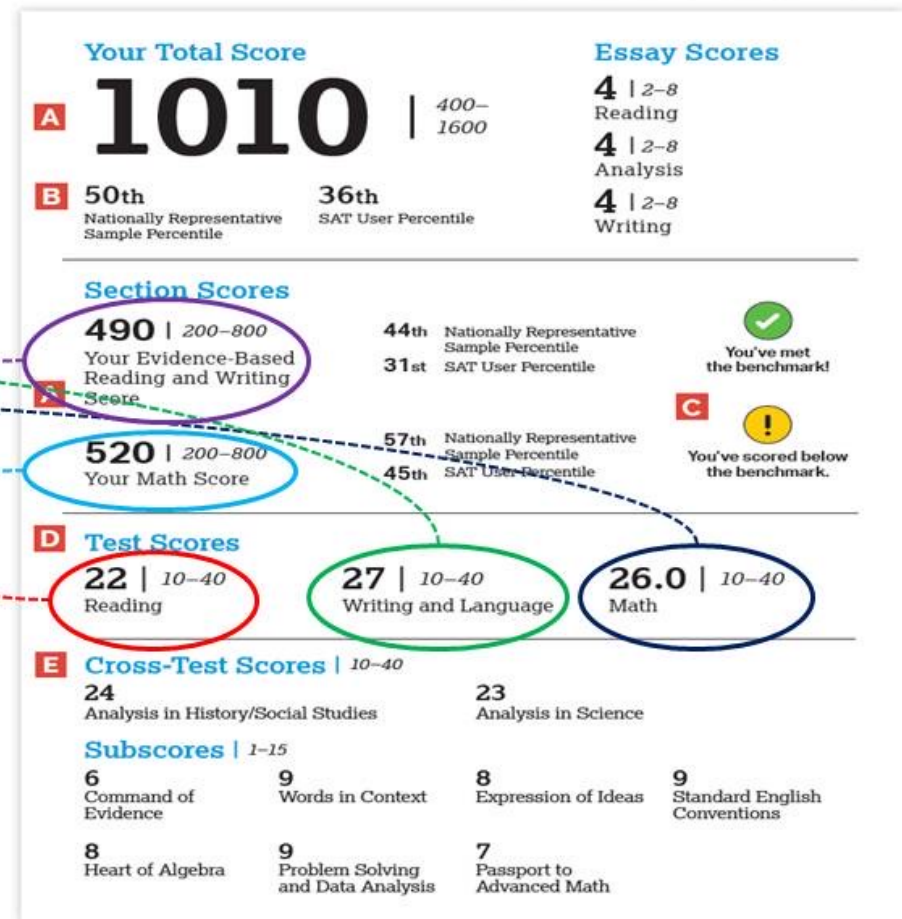


Figure 1: Sample SAT Report of College Board



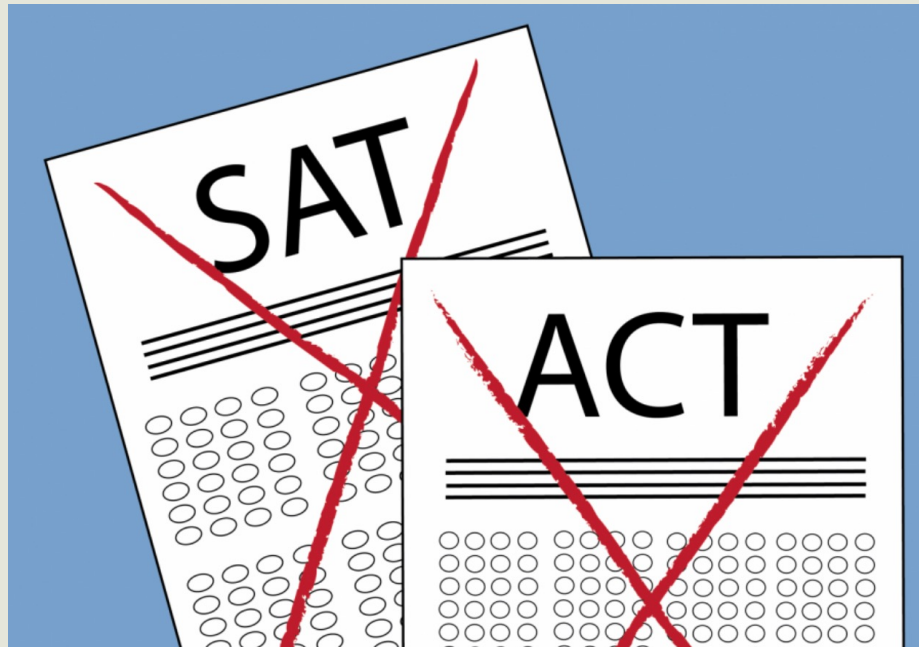
The background of the slide is a dark grey collage of white line-art icons representing various academic fields: a globe, a microscope, a book, a percentage sign, a compass, and a satellite. A large, light beige rectangular area is positioned in the upper right, and a solid yellow rectangular area is at the bottom.

# **The SAT & College Admissions Process**



# Test Optional... What Does this Mean?

- Submitting standardized test scores is an option for the applicant.
- This means that we are considering other factors to get you admitted into college.
- Review of unweighted GPA, college essay, interviews, recommendation letters.



# Pros Vs. Cons of Being Test-Optional

## Pros

1. Students who are not great test takers can have a better chance of getting accepted into the college of their choice.
2. By eliminating the stress of getting a good score on the SAT/ACT, students can focus more on their schoolwork
3. Studying to “crack” the tests is hard enough. Not only can it be super time-consuming on its own, but students also have to do well in school. It is recommended to study for at least 10 hours. This frees time and saves families \$\$\$.

## Cons

1. When colleges decide to be test optional, there tend to be larger applicant pools and particularly at highly selective schools. Because of the larger applicant pool, there also becomes more and more competition between prospective students.
2. Most colleges review test scores to determine academic scholarship consideration.
3. Standardized tests do tend to “level the playing field” between students. Every state (and county for that matter) weighs honors and AP classes differently

Listen to my brother  
Marcus “Elevation” Taylor



# Closing Remarks



# Upcoming Events



## (Free) Virtual Youth College Excellence Summit

Date: August 14-15, 2021; Time: 9:30 am - 3 pm ET:

Register at: [www.YouthCollegeExcellenceSummit.com](http://www.YouthCollegeExcellenceSummit.com)

**Scholarships will be awarded!**



## (Free) Bootcamp Part III: ACT Prep Webinar

Date: August 29, 2021; Time: 2-6 pm ET:

Register at: <https://capactprep.eventbrite.com>

## *Complete the Evaluation Survey*

*We appreciate your feedback!*

- ❖ Survey Monkey evaluation: <https://www.surveymonkey.com/r/XRTCF6Z>
- ❖ Click the survey link in the chat function or scan the QR code.
- ❖ Tell us about your needs or future topics
- ❖ Email will be sent to participants with the:
  - ❖ Evaluation Survey Monkey link
  - ❖ Student slides
  - ❖ Future webinar dates/registration



## *Past Webinar Recordings and Videos*

### **Subscribe to YouTube Channel...Invest N Others**

Invest N Others LLC



- Top Strategies for Taking the SAT/ACT: <https://youtu.be/U2x9hIJngao>
- Writing Essays & Letters of Recommendation: <https://youtu.be/KIJ9SvbMVyo>
- General College Information & HBCUs: <https://youtu.be/EzR-Vk9pRKI>
- College Planning Made Easy: <https://youtu.be/RTfeZNL-BvA>
- College Funding and Financial Literacy: <https://youtu.be/FFavH7H5m88>
- College Admissions Panel: <https://youtu.be/-VWJZw6eBVU>
- Essay Writing and Letters of Recommendation: <https://youtu.be/UvWmgmbYWMs>

# QUESTIONS?



**Tiffany M. Walter, M.Ed., M.A.R., R.E.P.**

Director of Admissions

Savannah Technical College

[twalter@savannahtech.edu](mailto:twalter@savannahtech.edu)

912-443-5711