

Cupola Data

Overall Height = 7'
 Base Width = 3'-8"
 Unit Weight = 125 lbs.


Available Standard Panel Styles

601



Decorative

104



Square Louver

108



Round Top Louver

501



Scallop

Optional Cupola Finials

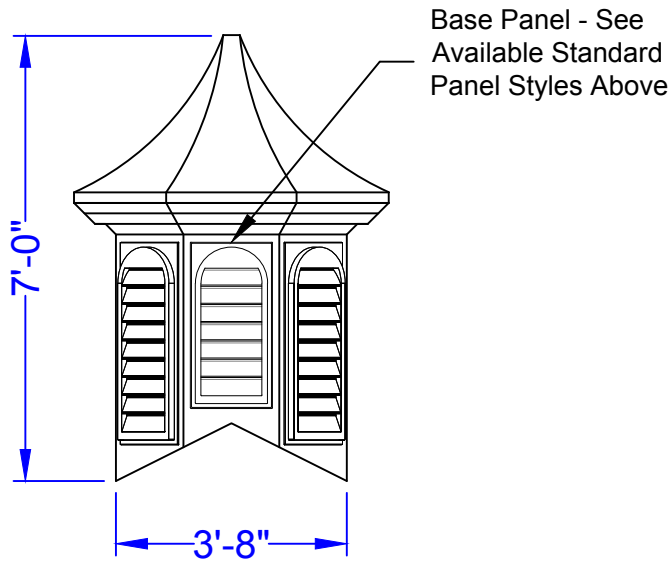


36" Cross
8"Ø Sphere

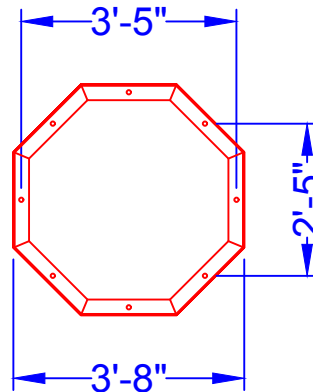


36" Aluminum Spire
8"Ø Sphere

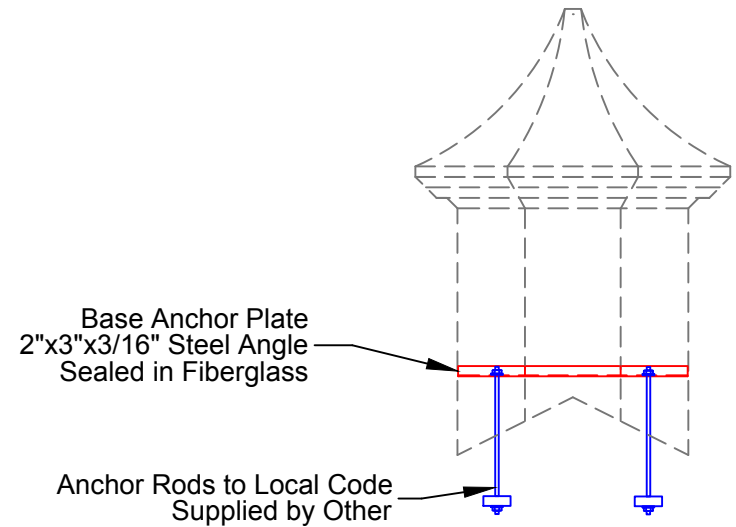
Weathervane selection at :
www.whitehallproducts.com



Elevation View



Mounting Detail



Skeleton View



PIEDMONT
COMPOSITES & TOOLING

33 Lewittes Rd.
 Taylorsville, NC 28681
 Phone: 828-632-8883
 Fax: 828-632-5585
www.piedmontcomposites.com

CUPOLA

Model :

800LP

Scale:
N/A

Drawn by:
K.SHERRILL

Created On
N/A

Updated On
05/09/19

Note: All drawings are the property of Piedmont Composites & Tooling, LLC. Variation in material thickness, dimension and weight may occur. PCT reserves the right to change or modify design at anytime without notice.