

Staten Island Camera Club

Serving the Staten Island community since 1954.

THE

Clix



May 2021

Up Coming Events: Next Competition - Sometime in September 2021 – Date T.B.A.

In this issue:

page one - Summer Photography Ideas for Outstanding Seasonal Shots - by Maria Sibirtseva

page two: Assigned Subject Images of the Year 1st - 2nd - 3rd Place

page four: What Do Your Images Say? By Dennis Arculeo

page five: Color Images of the Year 1st - 2nd - 3rd Place

page nine: Monochrome Images of the Year 1st - 2nd - 3rd Place

President's Message by Dennis Arculeo

Well another Season has come to a close with the **End of the 2020-21 Season Competition**. And wow! what a competition it was. The best of the best of the Staten Island Camera Club's past season went head to head, with everyone presenting their best images. The Best in Show can be found starting on Page 2. We made it a very difficult job for our Judge Barbara Mattera Hoffman to select the ultimate winners from so many high quality images. She did a very admirable job of selecting three winners in this season's Assigned Subject, Color Digital and Monochrome Image categories. Please make every effort to congratulate the winning photographers. There were some new faces and some long time members who took home the coveted awards. Most

worthy of mention are Mona Wexler, Shelley Levine, Maryanne Bury, Bob Green and Len Rachlin, whose images were among the best.

We want to take this opportunity to wish you all a very peaceful and happy summer hiatus. But get out there and keep making the wonderful images you usually make, and come back in the fall with renewed vigor and dedication to the **Art Form** we all love and hold dear, viz: Photography. Just a reminder that the membership voted to reduced the your annual dues for all members, new and old, to \$75.00 per annum. We hope that incentive will bring in your dues well before September. Also, it's a very good idea to think about enticing a friend or family member to join us in what we all enjoy doing. The old saying "the more the merrier" applies to photography clubs as well, besides it helps pay the bills.

Summer Photography Ideas for Outstanding Seasonal Shots - by Maria Sibirtseva

There's no better time for photography than in the summer. Days are long, nature is blooming, and you can spend hours outdoors experimenting with camera settings and mastering your professional skills.

You can take thousands of pictures and enrich your portfolio with such a variety of images. But what if you want to make an emphasis on image quality rather than quantity? What creative and unusual ideas can you try to share your personal vision with your audience?

We created a list of summer photography ideas to inspire you for new outstanding projects this season.

Document candid moments in everyday life

One of the greatest things about photography is that you can capture candid and precious fleeting moments. Things that could have stayed in your memory only, can be documented and you can return to them whenever you want thanks to photography.

What's even more important, you can share these moments with people who did not have an opportunity to be present when an event took place. Images of candid moments can also motivate others to spend more time with

their family and friends or look on the bright side of life in tough times.

The days are longer in the summer and you can have several photoshoots in one day. You can take pictures of people outdoors. The emotions your models will experience somewhere in nature will definitely be more authentic than the ones they have during a studio photoshoot. And photography is all about emotions, right?

Capture the spirit of the season

Here are some ideas for amazing summer photography. Go to a field with wildflowers and document people marveling the breathtaking sunset or happy children running alongside blooming flowers. You can also photograph your friends enjoying themselves on a vacation or during a family celebration. These events bring a lot of pleasure to people.

Look into thematic contests

In addition to sharing these images with your audience, you can also submit them to a thematic photo contests like "Authenticity 2.0" by Depositphotos. Its aim is to explore what authenticity means to photographers and to support professionals and beginners in their artistic pursuits. The most exciting part about this photo contest is

Assigned Subject Images of the Year 1st - 2nd - 3rd Place

Photographer

Dennis Arculeo

Len Rachlin

Marianne Bury

Title

Tender Moment

Two Peppers

View Through the Windshield

Award

First Place

Second Place


Third Place



Dennis Arculeo -Tender Moment




Len Rachlin -Two Peppers



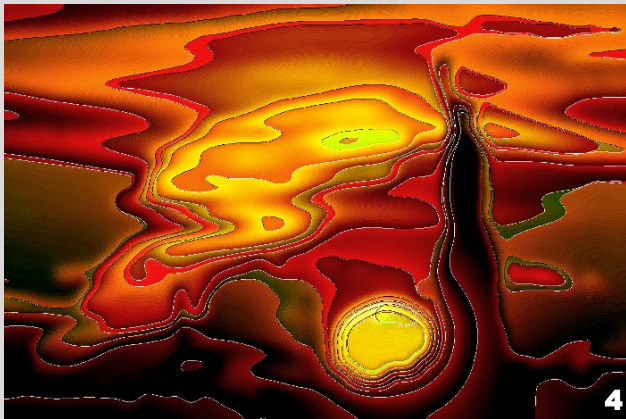
Marianne Bury - View Through the Windshield

Assigned Subject Images of the Year - Honorable Mention - Alphabetical Order




- | | | | |
|---|------------------|-----------------------|-------------------|
| 1 | Dennis Arculeo | Limited Visibility | Honorable Mention |
| 2 | Tatyana Grankina | Feeding the young | Honorable Mention |
| 3 | Tatyana Grankina | Playing with Feathers | Honorable Mention |



- | | | | |
|---|-----------------|-----------------------------------|-------------------|
| 4 | Bob Green | Statue of Liberty Sunset Abstract | Honorable Mention |
| 5 | Diane Griffiths | Snow and Ice | Honorable Mention |
| 6 | Diane Griffiths | Swiss chard | Honorable Mention |



- | | | | |
|---|-----------------|------------------------------|-------------------|
| 7 | Michael Miglino | Rushing Water | Honorable Mention |
| 8 | Len Rachlin | Composition with Small Parts | Honorable Mention |
| 9 | Len Rachlin | Iris after the Rain | Honorable Mention |




Assigned Subject Images of the Year - Honorable Mention - Alphabetical Order

10	Len Rachlin	Pomegranate	Honorable Mention
11	Sue Svane	Flower	Honorable Mention
12	Mona Wexler	Just A Little More Sugar	Honorable Mention



10



11



12

What Do Your Images Say? By Dennis Arculeo

We have often heard people ask the question, "What would your image say, if it could talk?"

Unfortunately, if you are being asked that question often by someone viewing what you photographed, you have failed to deliver the message your image was intended to deliver.

Photography is essentially the visual representation of a culmination of your creative vision, thoughts, feelings and emotions. You best express these through the proper selection of your subject and how you choose to expose it, as well as, its position in the frame and how well you controlled the way you light it.

None the less, there is a strong relationship between the photographer, the subject and the viewer. All three need to be in visual synch in order to call an image successful. The ability of the photographer to previsualize the subject is critical to the creative nature of his/her vision. You need to have a preconceived idea on how you will approach the photograph. Of course when you arrive at your location conditions may dictate how to adapt your tactics and your vision may be needed to better fit together the circumstances you encounter.

Conversely remember this, if you gave no thought to what you anticipated capturing, you will find it hard to settle in on a specific notion. You will waste a good amount of time finding that out. Especially, when you do not know what you are looking for when you first approach your subject. You may miss seeing what that subject actually has the power to convey when you finally snap the shutter.

THERE'S NO GOING HOME WITH HUNDREDS OF IMAGES STUFFED AWAY ON YOUR MEMORY CARD JUST TO FIND OUT WHAT YOU PHOTOGRAPHED. That is like a big game hunter who just shoots into the bushes hoping to capture a wild beast.

Great photos just don't happen by themselves. If they did all you would need is a drone crisscrossing the landscape taking indiscriminate snap shots, hoping one or two will be more than successful.

Likewise If your viewer can not see what you saw and does not ascertain what your subject was meant to tell them, you

have certainly failed to deliver your message. Did you ever hear one of our competition judges ask during an image review to one of your images, "what is the subject here?" If you have, the judge either could not see what you saw when you clicked the shutter, or merely has no artistic vision. More than likely you failed to make the judge discover what you were trying to convey.

When that happens that image also fails, but more often than not a few minor changes before the camera was ready to capture it, might have turned it into a very a successful image. In the same way changes in the manner you present it and name it may also be helpful devices. Capturing a moment, or a special feeling conveyed by your subject often is the winning receipt for a successful image.

Landscapes, animals, still life's, architecture, abstracts all can emote a viewers response. That said, always remember you have the power to make the viewer see and evoke a feeling, much in the same way you did initially. Walking around the subject, inspecting its high and low points, as well as, observing how the light illuminates it, or shrouds it in mystery are just part of the decision making process you must make before you click the shutter.

Knowing the capabilities and the limitations of your equipment is in deed a contributing factor in making a successful image. The clever exploitation of those realities may be the difference between a ho-hum image and an award winning masterpiece. So, let me restate this, its your vision, your subject and your viewer that are engaged in the success of your image. Remember, your image can not be successful if one, or all, are missing in the equation.

So, as you begin to reach out to the great outdoors this coming summer try to remember that your images maybe your own personal statement, but if the person viewing the image doesn't see what your statement is all about, all the telling and explaining about it will not supplant the initial impression you wanted it to make. An old adage aptly says, "if you are having to do too much explaining no one got your point."

Color Images of the Year 1st - 2nd - 3rd Place

Photographer

Shelley Levine

Dennis Arculeo

Bob Green

Title

Before and After

Mating Ritual

The Hat Woman

Award

First Place

Second Place

Third Place



First Place

Shelley Levine - Before and After



Second Place

Dennis Arculeo - Mating Ritual



Third Place



Bob Green - The Hat Woman

Color Digital Images of the Year - Honorable Mention Alphabetical Order


- | | | | |
|---|----------------|------------------------------------|-------------------|
| 1 | Scott Allen | Bumble Bee Closeup | Honorable Mention |
| 2 | Scott Allen | Sunrise At The Belmar Fishing Pier | Honorable Mention |
| 3 | Dennis Arculeo | Its Hard to Say, "I'm Sorry" | Honorable Mention |



- | | | | |
|---|------------------|-------------------------|-------------------|
| 4 | Dennis Arculeo | View From the Street | Honorable Mention |
| 5 | Marianne Bury | From an Artisan's Hands | Honorable Mention |
| 6 | Tatyana Grankina | Autumn in Central Park | Honorable Mention |



- | | | | |
|---|------------------|-------------------|-------------------|
| 7 | Tatyana Grankina | Through the Fog | Honorable Mention |
| 8 | Carol Mayr | City Night Lights | Honorable Mention |
| 9 | Michael Miglino | Oakley | Honorable Mention |

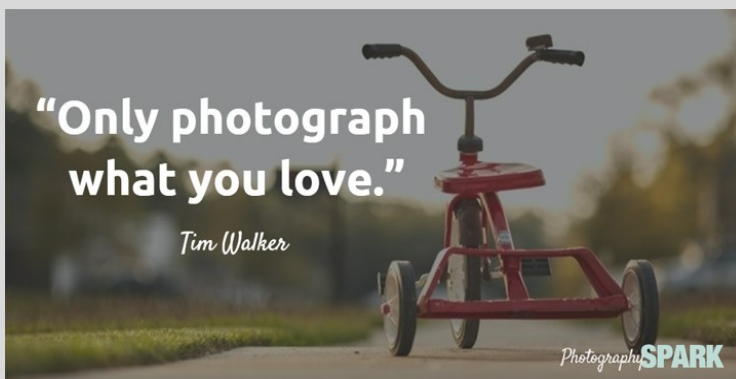


Color Digital Images of the Year - Honorable Mention Alphabetical Order

- | | | | |
|----|-------------|-------------------------------|-------------------|
| 10 | Len Rachlin | Still Life with Broken Egg | Honorable Mention |
| 11 | Len Rachlin | Still Life with Hosta Flowers | Honorable Mention |
| 12 | Len Rachlin | Still Life with Mushrooms | Honorable Mention |



- | | | | |
|----|-------------|----------------|-------------------|
| 13 | Joe Sorge | Lauren Barbee | Honorable Mention |
| 14 | Sue Svane | Gerbera Daisy! | Honorable Mention |
| 15 | Mona Wexler | Grazing Horses | Honorable Mention |



Continued from Page 1, **Summer Photography Ideas for Outstanding Seasonal Shots** by [Maria Sibirtseva](#)

that usually participation rules are very simple:

Share an image or a series in a contest. Fill out the entry form to submit your works. By entering the contest you get a chance to win a prize, even a camera, and get other perks. Find out more information on the topic in the photo contest guide.

Create an ode to still life

The variety of flowers, fruit, vegetables, and berries make summer the most inspiring season for this photography genre. Long daylight hours and green landscapes in the background allow you to create ambient and colorful photos almost anytime.

As nature has already prepared the best props for you, all you need to do is to come up with an interesting composition. Think about the ways you'd like to arrange flowers, berries, and fruit. Will you simply put them in the middle of the table with other props like cutlery, table cloths, and crockery? This idea is great if you're just making your first steps in still life photography and would like to practice more.

In case you have years of experience in this genre, you can opt for ideas with an open composition. Why not arrange the flowers and fruit in a chaotic way and add the levitation effect to the objects in Photoshop later?

For more artistic summer still life photography, you can draw inspiration from legendary artists. What if you create a project



devoted to reinventing famous paintings such as Caravaggio's "Basket of Fruit" and Cézanne's "Still Life with Apples"? This can be a real challenge for a photographer but also an unusual way to enrich your portfolio with interesting shots.

Escape from the concrete jungles to shoot rural aesthetics

During the pandemic, many people have drastically changed their lifestyles. They left cities and towns to embrace a calmer pace of life in the countryside. As they shared their experience on social media, the already existing trend on the aesthet-

ics gained momentum and became extremely popular this past summer.

Having picnics in the field, collecting berries and fruit, gardening, wearing vintage and linen clothes, and spending more time with family – these are the main attributes of the pastoral lifestyle romanticized by the movement. Whether you're having a fashion photoshoot or just taking pictures for social media, photos in the aesthetic with the elements mentioned above will be a trendy fit to your Instagram account or portfolio website.

Keep a visual diary of a camping or a hiking trip

Along with the rural aesthetics, a trend on local tourism appeared. Travelling to the mountains and camping, going on a day-long hike, or simply spending time uniting with nature seem to be the best option when the borders are closed but you need to recharge.

If you plan to go on such a trip this summer, don't forget to grab your camera. You can document your hiking or camping experience from A to Z and call it "Diaries". The more details of the



trip you will capture, the more interesting the project will look. Start with research. Where would you like to go? Are there any unexplored places in your country? Ask your friends and family for advice. According to them, what are the most picture-perfect or interesting local destinations?

Then, plan your route. To avoid trouble and unexpected situations, mark the places where you could stay overnight. These could even be mountain hills or beaches. Luckily, summer nights are warm and short and you can go camping without extra loading.

Get outside your comfort zone with underwater photography

If all the summer photography ideas above seemed a little boring to you, underwater photography might prove to be a challenge even for the most experienced professional. It requires a lot of preparation but even more

Continued on page 12.

Monochrome Images of the Year - 1st - 2nd - 3rd Place

Photographer

Mona Wexler

Dennis Arculeo

Dennis Arculeo

Title

I Just Know That Tomorrow Won't Be Any Different

Bliss

Concert at the Steel Stacks

Award

First Place

Second Place

Third Place



First Place

Mona Wexler

- I Just Know That Tomorrow Won't Be Any Different



Second Place

Dennis Arculeo - Bliss




Third Place

Dennis Arculeo - Concert at the Steel Stacks

Monochrome Images of the Year - Honorable Mention Alphabetical Order

- | | | |
|---|-------------|-------------------------------------|
| 1 | Scott Allen | Serenity At the Belmar Fishing Pier |
| 2 | Scott Allen | Yashii |
| 3 | Scott_Allen | Oakly |



Honorable Mention
Honorable Mention
Honorable Mention

- | | | |
|---|----------------|-------------------------|
| 4 | Dennis Arculeo | A Walk in the Woods |
| 5 | Dennis Arculeo | Madam's Mardi Gras Mask |
| 6 | Marianne Bury | River Ice |



Honorable Mention
Honorable Mention
Honorable Mention



- | | | |
|---|------------------|---------------------------|
| 7 | Marianne Bury | Target in Black and White |
| 8 | Tatyana Grankina | After the rain |



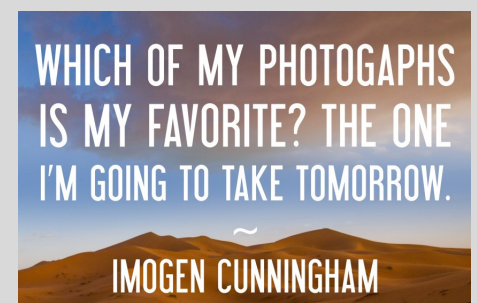
Honorable Mention
Honorable Mention

Monochrome Images of the Year - Honorable Mention

- | | | |
|--------------------|---------------|-------------------|
| 9 Tatyana Grankina | Fifty-fifty | Honorable Mention |
| 10 Bob Green | My Late Sandy | Honorable Mention |
| 11 Diane Griffiths | Frost | Honorable Mention |



-
- | | | |
|--------------------|-------------------------|-------------------|
| 12 Michael Miglino | Happy Mood | Honorable Mention |
| 13 Len Rachlin | Snow Scene | Honorable Mention |
| 14 Len Rachlin | Two Pitchers and an Egg | Honorable Mention |



Monochrome Images of the Year - Honorable Mention

- | | | |
|---------------------|------------------------|-------------------|
| 15 Joe Sorge | 1952 Chevy | Honorable Mention |
| 16 Sue Svane | Grandpa's Pocket Watch | Honorable Mention |
| 17 Sue Svane | Shiny Auto | Honorable Mention |



Continued from Page 8. **Summer Photography Ideas for Outstanding Seasonal Shots** by [Maria Sibirtseva](#)

practice so you feel comfortable in the water.

You need to get a waterproof camera or a waterproof case, find clean and calm water, test which camera settings work best in the light conditions you'll be shooting in. After you have decided on these things, it's also important to come up with a theme. You can photograph marine life and explore its diversity. These could be a series of pictures of objects like jewelry or fashion photography. In the case with the last idea, you need to make sure your models are ready to challenge themselves as well.

However, underwater photography is also fun as you can try it during your summer vacation. The water is warm, sea life is interesting, and diving to explore a coral reef or a sea bottom (even nearby the shore) is a truly amusing activity.

Wrap up

Whether you choose to master your skills or simply have fun with these summer photography ideas, you'll definitely get a lot of pleasure and a great series of works to add to your portfolio by the end of the season.

For more inspiration, check out these photography ideas and projects you can try:

1. [Creative Travel Photography With a Smartphone](#)
2. [A List of Photography Project Ideas to Jumpstart Your Creativity \[Part 1\]](#)

3. [A List of Photography Project Ideas to Jumpstart Your Creativity \[Part 2\]](#)



Editor's Note:

Have a happy and safe summer doing the things you love to do. Stay out of trouble but take that dare and make it our own. Come back in the Fall with all the enthusiasm and determination to make the next season of the Staten Island Camera Club the best season of your membership. And whatever you do don't stop taking those wonderful images you are so well noted for. Remember you are your best critic.

General Information

Important SICC Websites

Staten Island Camera Club Website

<https://www.sicc-photography-club.com/>

Image Critique Meetup Website

<https://www.meetup.com/Image-Critique-Meetup/>

Staten Island Camera Club Meetup/FSM

<https://www.meetup.com/Staten-Island-camera-club/>

Email us at:

info@sicc-photography-club.com

Note: All [Blue](#) characters are Hyperlinks.

Ctrl Click with mouse or tap your stylist to follow the links on-line.

Competition Guidelines

Due to the Pandemic, we will not be having Print Competitions this season. In regular monthly competitions you are permitted to enter two images into each Category. These are Color Digital Image, Monochrome Image and Assigned Subject. An Assigned Subject image can be either Color or Monochrome determined by the maker. A judge will review and score these images based on their photographic merits and adherence to the theme of the Assignment.

You are permitted to make up One missed Regular competition in each of the categories that you are participating in; except for the Assigned Subject Competitions, which can not be made up.

Digital entries must be submitted by 11:59 PM on or before the Tuesday evening prior to Thursday's competition, using the upload procedures established by the Photo Contest Pro website.

All print entries must be submitted and ready for Competition by 7:45 PM on the night of the Competition. Print Entry Sizes: Printed images will be no less than 8x10", but not more than 13x19". Prints must be mounted on a board and can be single matted. Over all presentation size including the mat or backing board should not be less than 10X12" nor any larger than 17X22". Commercially available mats for 8x10" sized prints are generally 11x14" with an opening for 8x10" prints and are available in local stores or on-line.

The upper rear Left Hand corner of the print must contain our competition label filled in with the image's Title, Member's Name and the Color/Mono Category; checked in the appropriate box. Assigned Subjects are not numbered. The entry # on the Label (#1 or 2), must correspond to what is printed on the scorer's sheet.

All images, both Digital and Print, will follow the same scoring scheme. First Round entries that are scored a "6" or less will be dropped, any image scored a "7" makes it into the 2nd Round. During the 2nd Round the Judge will re-score the Photo and will either keep the "7" Score or raise it to an "8" gaining an "Honorable Mention" or a "9" which is the designation for an Best in show "Award".

Once a Photo receives an "Award" (9) it will be retired and may not be re-entered into any future regular Monthly Club Competition in the same or any other category. Any 9's earned during the season can compete with other photos in the Photo of the Year competition. Photo of the year winning images also will be retired and restricted in the same manner as above.

Any color Digital, or Print that received a 7 or 8 may not be re-entered into competition in the same season in the same category. However it may be re-entered in a succeeding season, only once, in a different category.

Competitions are held in the Harbor Room, Snug Harbor Building G, on the third or fourth Thursday of each month at 8 PM. (See our Schedule on our Website for exact dates and times.)



NJFCC News

The NJFCC is comprised of member clubs in New Jersey and surrounding areas. Its purpose is to bring together individuals and clubs who share a common interest in photography, to establish a learning environment and spread the knowledge, skills and the joy of photography.

Affiliated club members may enter inter-club digital and print competitions scheduled throughout the year.

The NJFCC competition year is in full swing. Be sure to check the dates so you don't miss entering our two digital competitions--Nature and Pictorial.

For details visit NJFCC

<http://www.njfcc.org/>

Club Officers for 2020-2021

President: Dennis Arculeo

Web Master: Dennis Arculeo

1st Vice President: Eric Mayr

Competition Chair: Carol Mayr

2nd Vice President: Len Rachlin Clix Editor: Dennis Arculeo

Secretary/Treasurer: Carol Mayr Projectionist: Lauren Arculeo