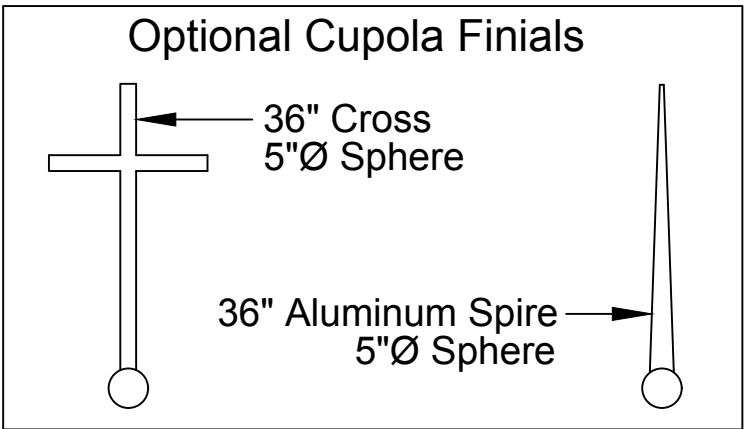
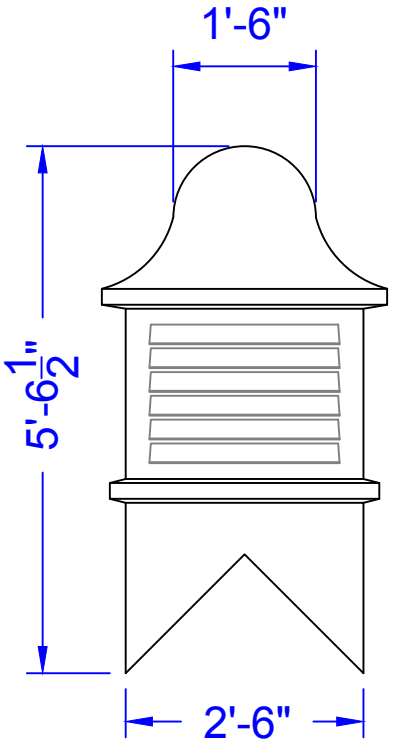


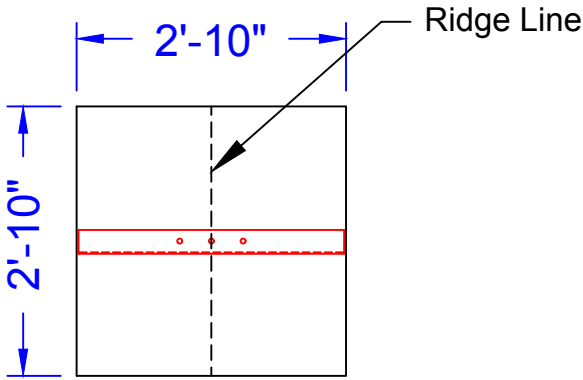
Cupola Data
 Overall Height = 5'-6 1/2"
 Base Width = 2'-6"
 Unit Weight = 100 lbs.



Weathervane selection at :
www.whitehallproducts.com

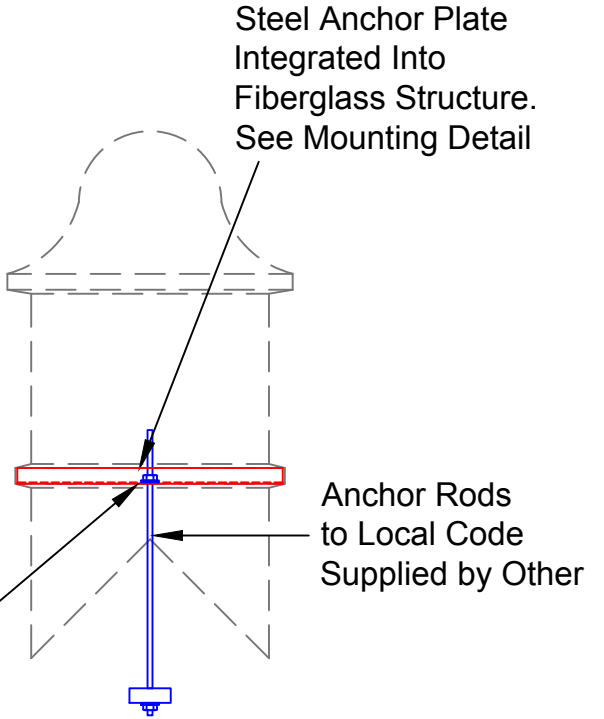


Elevation View



Mounting Detail

Steel Anchor Plate
 (2"x3"x3/16" Stl. Angle)
 Sealed in Fiberglass



Skeleton View



PIEDMONT
 COMPOSITES & TOOLING

33 Lewittes Rd.
 Taylorsville, NC 28681
 Phone: 828-632-8883
 Fax: 828-632-5585
www.piedmontcomposites.com

CUPOLA

Model :

30LR

Scale:
 N/A
 Drawn by:
 K.SHERRILL
 Created On
 N/A
 Updated On
 05/07/19

Note: All drawings are the property of Piedmont Composites & Tooling, LLC. Variation in material thickness, dimension and weight may occur. PCT reserves the right to change or modify design at anytime without notice.