

Countryside Buildings LLC



Photo Credit:
Melinda Grider

Manufactured In West Plains & Summersville, MO

**FOR FULL PRICING
OR MORE INFORMATION
CONTACT DEALER
OR VISIT
WWW.COUNTRYSIDEPORTABLEBUILDING.COM**



Each Building Delivered Professionally



**FREE Delivery
within 50 Miles
of Dealer**



Premium Standard Features And Options



Floor System - Our Floors are made to stand the test of time with the weight you put on them. On the bottom we have a 4x6 Runner, then the 2x6 Floor Joist. Both are pressure-treated against Termites and Rot. Our floor joists are 16-inch on center on all buildings except for the Garage's, they are 12-inch on-center to support the weight of your car. Our floor joists are nailed as well as screwed with a 6-inch screws to hold them fast to each runner. We then use 3/4 inch LP Legacy sheeting as your sub-floor.



Fastening System

Our Floors and all exposed fasteners are held together with hot dip galvanized nails and deck screws. All of our nails are ring shank; this has a similar effect as a screw.



Diamond Tread Plate

Our diamond Tread Plates are on the edge of the floor by each door opening to protect the edge of the floor from being chipped out.



Roof

Our Roofs are built to look good even up close. With a 40 year paint warranty and professional trim, bringing leak-proof results. A vapor barrier is installed between sheathing and metal.



Rafters

Our Rafters are 'HEAVY' placed on 16-inch centers to help with snow load and ice build-up that we may only get a few times a year, but why take a chance? We also place Hurricane straps on every other rafter so those strong winds won't tear your roof off.



Metal Siding

Our Metal siding is a 29 Gauge metal with a 40 yr. paint warranty. All metal buildings have a moisture barrier between the metal and the wood. **For metal siding, add 10% of barn price.**



Treated T1-11 Siding

Our T1-11 Siding is treated against termites and rot. It is also stained with a 5 year 'cedar tone' stain. **Treated & painted barns, same price.**



Walls - Our Wall studs are 16-inch on center with a double stud every 4-foot where the siding joint is at. Also our wall will have sheetrock backers in place for you to finish out your building. Also all our buildings come with double inter-locking top plates.



Painted Siding - LP SmartSide is rot and termite resistant and is used for all our painted barns.



New Pro Series

Pro Series

Specifications for Pro Series

FLOOR: 4X4 treated runners, 2x4 treated floor joists, 16" O/C, 5/8" T&G shed floor

WALLS: 2x4 studs, 24" O/C, gable vents, painted SmartSide siding (solid color)

ROOF: 2x4 rafters, 24" O/C, 7/16 OSB sheathing, 15 year Galvalume metal roof

ADDITIONAL OPTIONS:

Add 3% for 2 painted colors

Add 3% for 40 year painted metal.

PRO SERIES:

Only available for mini barns, lofted & side lofted barns, utility, side utility and only available from 8x8 to 12x32.

WARRANTY:

1 year workmanship warranty.

Prices subject to change without notice • Not responsible for typographical errors or misprints.



9x7 Garage Door
\$575.00



3' or 4' Single Wood Door
\$90.00



6' Double Wood Door
\$170.00



3'x2' Loft Door
\$75.00



3-Foot Transom Window
\$75.00




Gable Overhang
\$400.00




36" 9-Light Door
\$275.00



36" Steel Door
\$200.00



TRADITIONAL DOOR STYLE



CONTEMPORARY DOOR STYLE



2x3 Double Pane Vinyl Window \$150.00
3x3 Double Pane Vinyl Window \$170.00
3x4 Double Pane Vinyl Window \$190.00



18"x28" Brown Aluminum Single Pane Window \$70.00
2'x3' Brown Aluminum Single Pane Window \$85.00


METAL & PAINT COLORS



IVY GREEN



LIGHT STONE




BURNISHED SLATE



ASH GRAY



CHARCOAL



BUCKSKIN



KOKO BROWN



RUSTIC RED



BERRY



GALLERY BLUE



WHITE

URETHANE COLORS



DRIFT WOOD



EBONY



BUTTER NUT



NATURE WALK

ASK YOUR DEALER FOR ACTUAL COLOR SAMPLES.

COLOR MAY VARY FROM PRINTED BROCHURE

ASK YOUR DEALER FOR STAIN COLOR OPTIONS.

GROUND ANCHORS
Available
\$50.00 each
Installed

6'x4' Ramp \$150.00
6'x8' Ramp \$300.00
8'x4' Garage Ramp \$250.00
8'x8' Garage Ramp \$500.00



BLOCK PACKAGE:

8-10' wide \$35.00

Block Package
covers up to 24"
out of level

12-14-16' wide

21-30' long \$95.00

31-40' long \$120.00

41-52' long \$165.00

Quality is remembered long after the price is forgotten.

Package Options:

ELECTRICAL PACKAGE:

4-10 boxes - \$90 per box

11-20 boxes - \$85 per box

Over 20 - \$80 per box

4 box minimum, include 100 amp breaker in your count

INSULATION

3" Open cell

8-10' wide \$6.00 floor sq. ft.

12-14' wide \$5.00 floor sq. ft.

16' wide \$4.00 floor sq. ft.

INTERIOR WALL FRAMING

\$14.00 (per linear ft.) up to 8' high

Play House Series

8X12 \$3,510

8X16 \$3,980

10X12 \$3,860

10X16 ... \$4,680

10X20 ... \$5,500

*Long after
little boys and
girls grow up,
memories of the
little playhouse
remain.*



Choose Your Colors!

STANDARD
6-FOOT
6-INCH
WALLS,
WITH FOUR
WINDOWS

Prices subject to change without notice
Not responsible for typographical errors or misprints.

Garage Series



SIZE PRICE

12X16	\$6,520
12X20	\$6,960
12X24	\$7,410
12X28	\$7,850
12X32	\$8,290
14X20	\$7,600
14X24	\$8,660
14X28	\$9,710
14X32	\$10,760
14X36	\$11,820
14X40	\$12,870
16X24	\$8,420
16X28	\$9,950
16X32	\$11,470
16X36	\$12,990
16X40	\$14,510
16X44	\$16,030
16X48	\$17,550
16X52	\$19,070

STANDARD 7-FOOT
6-INCH WALLS,
ONE WINDOW, ONE
36-INCH STEEL
DOOR & 9X7-FOOT
GARAGE DOOR



"NO ROLL UP DOORS" OVERHEAD GARAGE DOOR

**CAR-TOUGH
FLOOR DESIGN
2X6 FLOOR JOISTS
12-INCH ON CENTER**

Utility Series

**New Pro Series
Popular Model**



New Pro Series

SIZE	PRICE
8x8	\$1,660
8x12	\$2,140
8x16	\$2,690
10x12	\$2,620
10x16	\$2,970
10x20	\$3,620
12x16	\$3,590
12x20	\$4,190
12x24	\$4,790
12x28	\$5,390
12x32	\$5,990

Premium Series

SIZE	PRICE
8x12	\$2,645
8x16	\$3,285
10x12	\$3,205
10x16	\$3,615
10x20	\$4,375
12x16	\$4,340
12x20	\$5,040
12x24	\$5,740
12x28	\$6,440
12x32	\$7,140
14x20	\$6,730
14x24	\$7,780
14x28	\$8,830
14x32	\$9,880
14x36	\$10,940
14x40	\$11,990
16x24	\$9,070
16x28	\$10,240
16x32	\$11,410
16x36	\$12,380
16x40	\$13,750
16x44	\$14,920
16x48	\$16,090
16x52	\$17,260

Side Utility Series



SHOWN WITH
STANDARD
WINDOWS



New Pro Series

SIZE	PRICE
8x8	\$1,830
8x12	\$2,310
8x16	\$2,860
10x12	\$2,790
10x16	\$3,140
10x20	\$3,790
12x16	\$3,760
12x20	\$4,360
12x24	\$4,960
12x28	\$5,560
12x32	\$6,160

SHOWN WITH
STANDARD WINDOWS
& 6-FOOT DOORS

Premium Series

SIZE	PRICE
8x12	\$2,815
8x16	\$3,435
10x12	\$3,375
10x16	\$3,785
10x20	\$4,345
12x16	\$4,510
12x20	\$5,210
12x24	\$5,910
12x28	\$6,610
12x32	\$7,310
14x20	\$6,900
14x24	\$7,930
14x28	\$9,000
14x32	\$10,050
14x36	\$11,110
14x40	\$12,160
16x24	\$9,240
16x28	\$10,410
16x32	\$11,590
16x36	\$12,750
16x40	\$13,920
16x44	\$15,090
16x48	\$16,260
16x52	\$17,430

8-FOOT WIDTH INCLUDE
6-FOOT 6-INCH WALLS. 10-
FOOT, 12-FOOT, 14-FOOT AND
16-FOOT WIDTHS, INCLUDE
7-FOOT 6-INCH WALLS.



Cabin Series



SIZE	PRICE
8X12	\$3,390
8X16	\$3,910
10X12	\$3,860
10X16	\$4,600
10X20	\$5,530
12X16	\$5,090
12X20	\$5,870
12X24	\$6,670
12X28	\$7,450
12X32	\$8,250
14X20	\$7,720
14X24	\$8,680

SIZE	PRICE
14X28	\$9,640
14X32	\$10,610
14X36	\$11,570
14X40	\$12,540
16X24	\$9,620
16X28	\$10,790
16X32	\$11,960
16X36	\$13,130
16X40	\$14,300
16X44	\$15,470
16X48	\$16,640
16X52	\$17,810

STANDARD 7-FOOT,
6-INCH WALLS,
THREE WINDOWS
& ONE 9 LIGHT
DOOR



SIDE PORCH ADD 10%



CORNER PORCH ADD 5%



WRAP, PORCH ADD 10%



OPEN GABLE ADD 5%



STANDARD 6-FOOT, 6-INCH WALLS,
THREE WINDOWS & ONE 9 LIGHT DOOR

Lofted Cabin Series

SIZE	PRICE
8X12	\$3,740
8X16	\$4,350
10X12	\$4,040
10X16	\$4,840
10X20	\$5,690
12X16	\$5,910
12X20	\$6,720
12X24	\$7,520
12X28	\$8,330
12X32	\$9,140
14X20	\$8,630
14X24	\$9,620
14X28	\$10,600

SIZE	PRICE
14X32	\$11,590
14X36	\$12,580
14X40	\$13,570
16X24	\$10,180
16X28	\$11,540
16X32	\$12,890
16X36	\$14,250
16X40	\$15,610
16X40	\$16,960
16X48	\$18,320
16X52	\$19,660



SHOW WITH OPTIONAL
SIDE PORCH ADD 10%



INSET PORCH
ADD 5%



Old West Series



STANDARD IS 7'6"
WALLS, ONE 3' DOOR
AND 2 WINDOWS



SHOWN WITH
OPTIONAL DOORS

SIZE	PRICE
10X12	\$4,660
10X16	\$5,400
10X20	\$6,330
12X16	\$5,940
12X20	\$6,720
12X24	\$7,520
12X28	\$8,300
12X32	\$9,100
14X20	\$8,620
14X24	\$9,580
14X28	\$10,540
14X32	\$11,510
14X36	\$12,470
14X40	\$13,440

Chicken Coop Series



SIZE	PRICE
8X8	\$2,410
8X12	\$3,220
8X16	\$3,910

STANDARD 6'6"
WALLS, 3' DOOR,
2 WINDOWS, BIRD
DOOR, ROOSTS,
NEST BOXES, AND
A TREADED 2X4
BOTTOM PLATE.

SIZE	PRICE
10X12	\$3,730
10X16	\$4,200
10X20	\$5,050

Animal Shelter Series

SIZE	PRICE
8X12	\$3,440
8X16	\$4,050
8X20	\$4,670
10X16	\$4,490
10X20	\$5,020
12X16	\$5,300
12X20	\$5,810
12X24	\$6,330
14X20	\$6,460
14X24	\$7,140
16X20	\$7,850
16X24	\$8,700



THIS BUILDING COMES WITH 6-FOOT OF ONE END CLOSED IN AS A TACK ROOM. 8-FOOT AND 10-FOOT WIDTHS INCLUDE 6-FOOT 6-INCH WALLS. 12-FOOT 14-FOOT AND 16-FOOT WIDTHS INCLUDE 7-FOOT 6-INCH WALLS.

*To Schedule A Move
Job Or Check On
Delivery Schedule Call:*
First Class Freight



MULE IN ACTION


417-247-0906

email: roarenwheels@gmail.com

Livery Series

SIZE	PRICE
10X16	\$4,390
10X20	\$5,390
12X16	\$5,420
12X20	\$6,260
12X24	\$7,110
14X16	\$6,320
14X20	\$7,710
14X24	\$8,730
16X20	\$8,870
16X24	\$9,950

STANDARD 6-FOOT,
6-INCH WALLS,
TWO WINDOWS,
6-FOOT DOOR



Prices subject to change without notice
Not responsible for typographical errors or misprints.

Lofted Barn Series



Customer Favorite



**LOFTED STANDARD FEATURES:
6-FOOT 6-INCH WALLS & 6-FOOT DOOR**

Prices subject to change without notice
Not responsible for typographical errors or misprints.

New Pro Series

SIZE	PRICE
8x8	\$1,930
8x12	\$2,410
8x16	\$2,960
10x12	\$2,850
10x16	\$3,240
10x20	\$4,070
12x16	\$4,020
12x20	\$4,840
12x24	\$5,740
12x28	\$6,360
12x32	\$7,430

Premium Series

SIZE	PRICE
8x12	\$2,880
8x16	\$3,520
10x12	\$3,390
10x16	\$3,850
10x20	\$4,820
12x16	\$4,760
12x20	\$5,720
12x24	\$6,775
12x28	\$7,495
12x32	\$8,750
14x20	\$7,815
14x24	\$8,785
14x28	\$9,760
14x32	\$10,720
14x36	\$11,690
14x40	\$12,660
16x24	\$9,615
16x28	\$10,010
16x32	\$12,400
16x36	\$13,795
16x40	\$15,185
16x44	\$16,580
16x48	\$17,970
16x52	\$19,360

Side Lofted Barn Series



Customer Favorite

New Pro Series

SIZE	PRICE
8x8	\$2,100
8x12	\$2,580
8x16	\$3,130
10x12	\$3,020
10x16	\$3,410
10x20	\$4,240
12x16	\$4,190
12x20	\$5,010
12x24	\$5,910
12x28	\$6,530
12x32	\$7,600

Premium Series

SIZE	PRICE
8x12	\$3,050
8x16	\$3,690
10x12	\$3,560
10x16	\$4,020
10x20	\$4,990
12x16	\$4,930
12x20	\$5,890
12x24	\$6,945
12x28	\$7,665
12x32	\$8,920
14x20	\$7,985
14x24	\$8,955
14x28	\$9,930
14x32	\$10,890
14x36	\$11,960
14x40	\$12,830
16x24	\$9,785
16x28	\$11,180
16x32	\$12,570
16x36	\$13,965
16x40	\$15,355
16x44	\$16,750
16x48	\$18,140
16x52	\$19,530



SHOWN WITH STANDARD WINDOWS



STANDARD FEATURES INCLUDE: TWO WINDOWS,
6-FOOT 6-INCH WALLS & 6-FOOT DOOR.

Factory & Dealer Prices are the SAME!

COUNTRYSIDE BUILDINGS, LLC
4112 HWY 17 • SUMMERSVILLE, MO 65571
417-932-1244
WWW.COUNTRYSIDEPORTABLEBUILDING.COM

DEALER INFORMATION

**FOR FULL PRICING
OR MORE INFORMATION
CONTACT DEALER**

OR VISIT

WWW.COUNTRYSIDEPORTABLEBUILDING.COM

**FREE
DELIVERY
WITHIN 50 MILES
OF A DEALER**




**RENT
TO OWN
NO CREDIT CHECK**



**5
YEAR
LIMITED
WARRANTY**

STANDARD 4-FOOT WALLS



Mini Barn Series

Premium Series

SIZE	PRICE
8x12 \$2,460
8x16 \$3,040
10x12 \$2,990
10x16 \$3,490
10x20 \$3,980
12x16 \$4,050
12x20 \$4,680

New Pro Series

SIZE	PRICE
8x8 \$1,500
8x12 \$1,950
8x16 \$2,400
10x12 \$2,360
10x16 \$2,780
10x20 \$3,200
12x16 \$3,360
12x20 \$3,800



**FREE
DELIVERY
WITHIN 50 MILES
FROM DEALER**

**RENT
TO OWN
NO CREDIT CHECK**

**5
YEAR
LIMITED
WARRANTY**

Prices subject to change without notice • Not responsible for typographical errors or misprints.

Manufactured In West Plains & Summersville, MO