








Tucker Trimmer Unit Sampler - Measures 54" x 68"



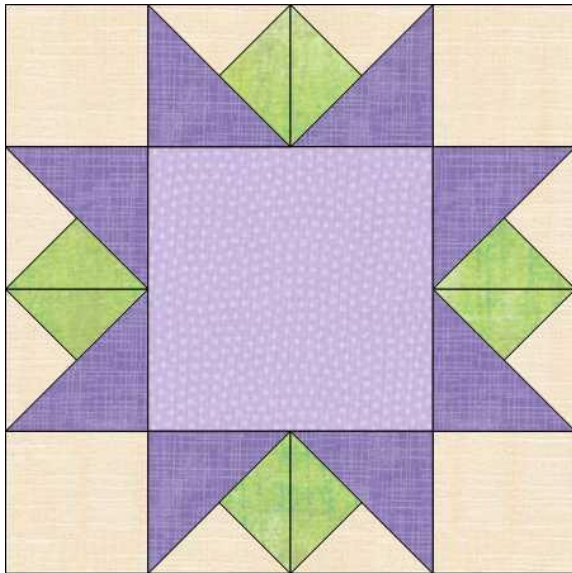
Designed by Jackie O'Brien
 Note: This Pattern requires the use of
 the Studio 180 Design Tucker Trimmer I
 & Magic Wand Tools, Shaded Four
 Patch & Non Mirror Combination Units
 Technique Sheets

12" finished Blocks
 2" finished inner border & sashing
 2" finished cornerstones
 5" finished outer border

These fabric estimates are from EQ8.

	Fabric width 44-45 inches	Number of patches	Yardage estimate
Blocks -Background		136	1 + 1/8
Blocks - Dark Purple & Outer Border		63	# 1 + 3/4
Blocks - Light Purple		26	3/8
Blocks - Light Green		72	5/8
Blocks - Dark Green		31	3/8
Inner Border & Sashing		21	# 1

Block 1



Center Square (light purple) Cut 1 - 6 ½" square

Corner Squares (background) Cut 4 – 3 ½" squares


Combination Units 3" finished

Color 1 (background) cut 2 – 4 ½" squares

Color 2 (light green) cut 2 – 4 ½" squares

Color 3 (dark purple) cut 4 – 4 ½" squares

Block 2



Corner Squares (background): Cut 4 – 4 ½” squares

Center Square (light green) Cut 1 – 4 ½” square


Quarter Square Triangles 4” finished

Color 1 (background) cut 1 – 5 ½” square

Color 2 (dark green) cut 1 – 5 ½” square

Color 3 (light green) cut 2 – 5 ½” square

Block 3




Shaded Four Patch, 6" finished

Narrow Strip (dark Green) Cut 1 - $3\frac{3}{4}$ " x 18" strip

Wide Strip (background) Cut 1 - $4\frac{3}{4}$ " x 18" strip

Rectangle (dark purple) cut 2 - 7" x 8" rectangles

Block 5



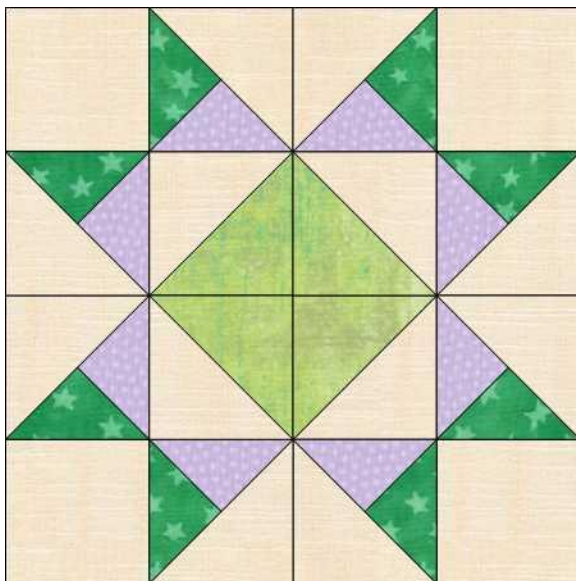
Quarter Square Triangles 6" finished

Color 1 (background) Cut 2 – 7 ½" squares

Color 2 (dark green) Cut 1 – 7 ½" squares

Color 3 (light purple) Cut 1 – 7 ½" squares

Block 6



Corner Squares (background) Cut 4 – 3 ½” squares

Combination Units 3” finished

Color 1 (background) cut 4 – 4 ½” squares

Color 2 (dark green) cut 2 – 4 ½” squares

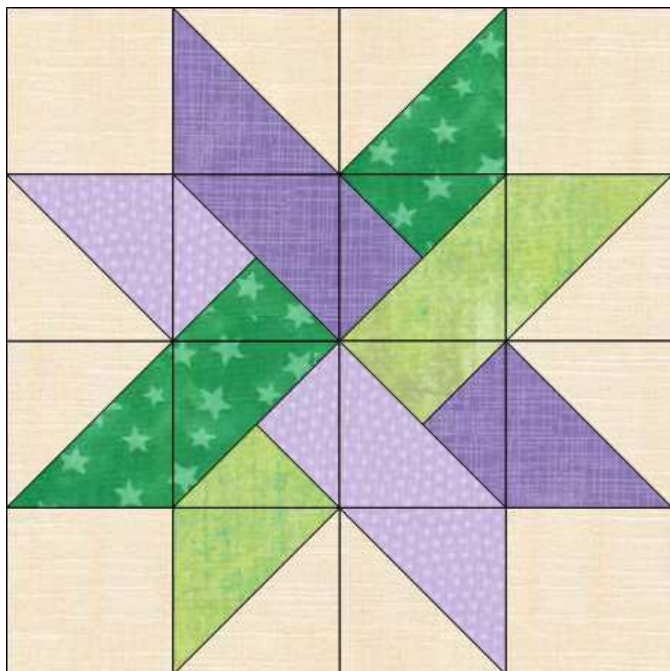
Color 3 (light purple) cut 2 – 4 ½” squares

Half Square Triangles 3” finished

Background Cut 2 – 4” squares

Light green cut 2 – 4” squares

Block 7



Corner Squares (background) Cut 4 – 3 ½” squares

Half Square Triangles 3” finished

Color 1 (Background) cut 4 – 4” squares

Color 2 (dark purple) cut 1 – 4” square

Color 3 (dark green) cut 1 – 4” square

Color 4 (light green) cut 1 – 4” square

Color 5 (light purple) cut 1 – 4” square

Combination Units 3” finished


Color 1 (dark green) cut 3 – 4 ½” squares

Color 2 (light green) cut 3 – 4 ½” squares

Color 3 (dark purple) cut 3 – 4 ½” squares

Color 4 (light purple) cut 3 – 4 ½” squares

Block 8



Center Square (light green) Cut 1 – 4 ½” square

Quarter Square Triangles 4” finished

Color 1 (light green) Cut 2 – 5 ½” squares


Color 2 (dark purple) Cut 2 – 5 ½” squares

Half Square Triangles 4” finished

Color 1 (background) cut 2 – 5” squares

Color 2 (dark green) cut 2 – 5” squares

Block 9



Center Square (purple) Cut 1 – 4 ½” square

Quarter Square Triangles 4” finished

Color 1 (background) Cut 2 – 5 ½” squares

Color 2 (light green) Cut 2 – 5 ½” squares


Shaded Four Patch 4” finished

Narrow Strip (light green) Cut 1 - 2 ¾” x 14” strip

Wide Strip (background) Cut 1 - 3 ¾” x 14” strip

Rectangle (dark purple) cut 2 – 5” x 6” rectangles

Block 10



Quarter Square Triangles 4" finished

Color 1 (background) Cut 2 – 5 ½" squares

Color 2 (dark purple) Cut 2 – 5 ½" squares

Half Square Triangles 4" finished

Color 1 (background) Cut 2 – 5" squares


Color 2 (dark purple) Cut 2 – 5" squares

Corner Squares 4" finished

Color 1 (background) Cut 1 – 4 ½" square

Color 2 (dark purple) Cut 1 – 4 ½" square

Block 11




Half square Triangles 3" finished

Color 1 (background) 8 - 4" squares

Color 2 (dark purple) cut 3 - 4" squares

Color 3 (dark green) 5 - 4" squares

Block 12



Half Square Triangles 4" finished

Color 1 (background) Cut 2 – 5" squares

Color 2 (light purple) Cut 2 – 5" squares

Center Square (light Green) Cut 1 - 4 ½" square

Non Mirror Combination Units 4" finished

Color 1 (background) cut 1 – 5 ½" squares

Color 2 (light green) cut 2 – 5 ½" squares

Color 3 (light purple) cut 1 – 5 ½" squares