

Tender Care Products Inc.

Healthcare Products Catalog



*Providing Comfort
and Dignity for Life!*



Letter from the President

TCP is dedicated to providing products to help you achieve your comfort and positioning objectives. We design quality items that allow the maximum level of dignity and comfort while maintaining pricing that permits extensive use. Our new catalog offers a wide selection of standard products, effectively doubling those offered previously, while our custom division remains committed to proving solutions to patient specific problems. If you can conceive it, we can create it! We are here to SERVE YOU! Customer Service remains a top priority for all of us at Tender Care Products. Recognizing the urgency often associated with your orders, we process them as rapidly as possible. We want to be a part of your team and always welcome your comments and ideas. We share a common objective, ensuring the highest quality of life possible.

Sincerely,

Jan McNeal

President

Product Information

Fabric

Comfort Vinyl - Fluid proof, urine, mildew and staph resistant. Flammability passes California reg. 117-75 section E, NEPA code 101, FMVSS 302.

Vinyl - Fluid prop, urine, mildew and staph resistant. Flammability passes California reg. 117-75 Section E, NFPA code 101, FMVSS 302.

Staph Check® Comfort - Non allergenic, self deodorizing, fluid proof, bacteria and stain resistant. Fire retardant (NFPA, cigarette ignition 16 CFR part 1632 class A barrier.

Ripstop Nylon – Water resistant, flame resistant (CPAI-84, NFPA-701) Anti-Microbial.

Laminate Vinyl — 14oz coated vinyl, fluid proof, mildew resistant, abrasion resistant high tensile and tear strength, and fire retardant.

Poly-Cotton - (50/50), non allergenic (do not use chlorine).

Foam

Polyurethane — IFD compression 65, density 1.6lbs./ft³. Flammability passes California TB117, MUSS302, UFAC pad and filler.

Energy Foam — ILD compression 33, density 1.25lbs/ft³. Flammability passes California TB 117 UFAC pad and filler.

SunMate® Foam — A high density open-cell elastomeric foam with a density of 5lbs/ft³ and high impact absorption properties.

Pudgee® Foam – A viscoelastic gel-foam with a 100% open cell structure. 1” density 20lbs/ft³.

Polylaminate — 1.7 density, polyethylene sheets are laminated to form a foam with superior firmness.

Additional Materials:


Gel — A viscoelastic polymer used to diffuse shear forces. Density 1.0lbs/ft³. Flammability passes California Reg. 117.

Posture Perfect Pressure Relieving


Foundation Cushions

This is the perfect pressure reduction seating system. Designed for user specific body and posture positioning, the contoured cells dispense pressure evenly to provide proper stability.

*Available in Navy or Burgundy Rip stop Nylon protector cover.



- #630 Posture Perfect Seat Foundation
18" x 16" x 4"
- #631 Posture Perfect Seat Foundation
with convex seat support.
18" x 16" x 4"
- #633 Posture Perfect Seat Foundation
cushion with solid seat insert.
18" x 16" x 4"



Convex seat support reduces wheelchair ham-mocking and minimizes spinal pressure.

Posture Perfect Pressure Relieving

Wedge Cushions

Posture Perfect Wedge Cushions provide pressure relief on the coccyx and ischials while elevating the legs for proper body positioning.



- #635 Posture Perfect Wedge Cushion
18" x 16" x 4" to 2" slope.
- #636 Posture Perfect Wedge Cushion
with convex seat support.
18" x 16" x 4" to 2" slope.
- #638 Posture Perfect Wedge cushion
with solid seat insert.
18" x 16" x 4" to 2" slope.

Raised Cushion Foundation with Pommel

The cushion foundation with pommel provides reassuring protection for those who slide forward. Pommels are 5" tall and constructed of extra firm poly laminate. Secures to chair with safety ties. Convex seat support available for sling seat chairs.



- #650P 3" Cushion Foundation with 5" Pommel 18" x 16" x 3"
- #652P 3" Cushion Foundation with 5" Pommel and solid seat insert. 18" x 16" x 3"
- #624P 3" Cushion Foundation with 5" Pommel and convex seat support. 18" x 16" x 3"
- #651P 4" Cushion Foundation with 5" Pommel 18" x 16" x 4"
- #653P 4" Cushion Foundation with 5" Pommel and solid seat insert. 18" x 16" x 4"
- #625P 4" Cushion Foundation with 5" Pommel and convex seat support. 18" x 16" x 4"



Raised Cushion Foundation

The raised cushion foundation provides comfort and support for long term seating. Secures to chair with safety ties.

- #654 3" Cushion Foundation 18" x 16" x 3"
- #684 3" Cushion Foundation with solid seat insert. 18" x 16" x 3"
- #618 3" Cushion Foundation with convex seat support. 18" x 16" x 3"
- #655 4" Cushion Foundation 18" x 16" x 4"
- #685 4" Cushion Foundation with solid seat insert. 18" x 16" x 4"
- #619 4" Cushion Foundation with convex seat support. 18" x 16" x 4"

Raised Cushion Foundation with Coccyx Cutout

The coccyx cutout relieves pressure in critical coccygeal area for effective decubitus ulcer prevention. Secures to chair with safety ties.



- #682 3" Cushion Foundation with coccyx cutout 18" x 16" x 3"
- #620 3" Cushion Foundation with coccyx cutout and solid seat insert. 18" x 16" x 3"
- #683 4" Cushion Foundation with coccyx cutout 18" x 16" x 4"
- #621 4" Cushion Foundation with coccyx cutout and solid seat insert. 18" x 16" x 4"



Cushion Wedge

The cushion wedge increases pelvic positioning and reduces sacral sitting for added comfort and support. Secures to chair with safety ties.


- #600 3" Cushion Wedge 18" x 16" x 3" to 1" slope
- #602 3" Cushion Wedge with solid seat insert. 18" x 16" x 3" to 1" slope
- #612 3" Cushion Wedge with convex seat support. 18" x 16" x 3" to 1" slope
- #601 4" Cushion Wedge 18" x 16" x 4" to 1" slope
- #603 4" Cushion Wedge with solid seat insert. 18" x 16" x 4" to 1" slope
- #613 4" Cushion Wedge with convex seat support. 18" x 16" x 4" to 1" slope

Cushion Wedge with Pommel

The cushion wedge with pommel provides is designed to keep user from sliding out of chair. The pommel promotes hip abduction and aids in proper hip alignment. Pommel is 5" tall and constructed of extra firm poly laminate. Secures to chair with safety ties.



- #608 3" Cushion Wedge with 5" Pommel 18" x 16" x 3" to 1" slope
- #610 3" Cushion Wedge with 5" Pommel and solid seat insert. 18" x 16" x 3" to 1" slope
- #616 3" Cushion Wedge with 5" Pommel and convex seat support. 18" x 16" x 3" to 1" slope
- #609 4" Cushion Wedge with 5" Pommel 18" x 16" x 4" to 1" slope
- #611 4" Cushion Wedge with 5" Pommel and solid seat insert. 18" x 16" x 4" to 1" slope
- #617 4" Cushion Wedge with 5" Pommel and convex seat support. 18" x 16" x 4" to 1" slope



Cushion Wedge with Coccyx Cutout

A comfortable solution for long-term seating. The cushion wedge with coccyx cutout provides pressure reduction for the coccyx. Secures to chair with safety ties.

- #604 3" Cushion Wedge with coccyx cutout 18" x 16" x 3" to 1" slope
- #606 3" Cushion Wedge with coccyx cutout and solid seat insert. 18" x 16" x 3" to 1" slope
- #605 4" Cushion Wedge with coccyx cutout 18" x 16" x 4" to 1" slope
- #607 4" Cushion Wedge with coccyx cutout and solid seat insert. 18" x 16" x 4" to 1" slope

The Cushion Combination

Laminar

The ultimate in seat cushion comfort and performance! The Laminar seat cushion combines Pudgee® and SunMate® Layers to make one of the finest orthopedic seat cushions available. It is the result of years of NASA research now applied to the special seating requirements of the disabled. The Laminar seat cushion provides the extra pressure relief needed to counteract extreme soreness and fatigue, and promotes better circulation and skin health. Created by laminating a soft 1" Pudgee® Pad to a 1 ½" layer of firm SunMate®, the unique system offers support for extended seating periods while providing the comfort only Pudgee® has to offer. *Available in Navy or Burgundy Ripstop Nylon protector cover.



Only a touch can describe the unique texture and incredible softness of Pudgee!

#6001


Laminar Seat Cushion (supports a body weight up to 180 lbs.) 18" x 16" x 2 ½"

#6002

Laminar Seat Cushion (supports a body weight over 180 lbs.) 18" x 16" x 2 ½"

Energy Booster Seat Cushion

Our energy booster seat cushion consists of two densities of slow recovery memory foam. We combine a soft top layer with a firm bottom layer for shock absorbency. These pressure and temperature sensitive foams provide ultimate comfort for long-term seating. *Available in Navy or Burgundy Ripstop Nylon pro-



#6003

Energy Booster Seat Cushion. 18" x 16" x 4"

Gel Saddle Cushion

Provides a comfortable approach to patient seating. The combination of high-density memory foam and a four-chamber viscous gel packet reduces pressure in the coccyx area and the gently saddle design secures the patient comfortably without the need for uncomfortable and awkward pommels. The stretch nylon top encourages comfort by maximizing the benefits of the gel and memory foam.

*Available without the gel packet.



#DP641- Saddle Cushion - 18" x 16"

#DP641/G - Saddle Cushion w/chamber gel - 18" x 16"

Deluxe Gel Cushion

This exceptionally comfortable cushion incorporates a pressure reducing gel bladder on top a firm foam foundation encased in a sealed incontinent-proof vinyl cover. This cushion provides a perfect blend of comfort and stability.

The cushion is covered with a blue 200 denier vinyl cover with a grey staph resistant bottom resulting in an attractive water resistant, bacteria and stain resistant and the sealed incontinent-proof inner cover prevents urine from soaking through to the foam.

*Available in 2" or 3" thick



#6420 - 18" x 16" x 2" Gel on Top encased in vinyl

#6430 -- 18" x 16" x 3" Gel on Top encased in vinyl

Economy Gel Cushion

This exceptionally comfortable yet affordable cushion incorporates a pressure reducing gel bladder into a firm foam foundation to provide a perfect blend of comfort and cost control. 18" wide and 16" deep 2" or 3" thick, this cushion has its gel bladder strategically situated in the coccyx area to reduce the pressure in that vulnerable area.

The cushion is covered with a blue 200 denier vinyl cover with a grey staph resistant bottom resulting in an attractive water resistant, bacteria and stain resistant and fire retardant cushion which is convenient, comfortable and cost effective.



#649 - 2" Economy Gel Cushion

#640 - 3" Economy Gel Cushion

Solid Seat Insert Foundation

The solid seat foundation combines a solid plywood base with 1" polyurethane foam to provide a long-term solution for sling-seat hammocking. Secures to chair with safety ties.

#695

Solid Seat Foundation 18" x 16" x 1"



Anti-Thrust Cushion

The anti-thrust cushion provides a restraint free option for difficult positioning problems. This cushion design diminishes problems associated with forward thrust and sacral sitting while maintaining pelvic neutrality. We recommend this item for men as alternative to the pommel cushion. Secures to chair with safety ties.

#680

Anti-Thrust Cushion 18" x 16" x 5 1/2" front to 3" back

#681

Anti-Thrust Cushion with solid seat insert. 18" x 16" x 5 1/2" front to 3" back

Convex Seat Cushion

Provides a firm and level foundation for seating, eliminates sling-seat hammocking, and lowers sitting height. Secures to chair with safety ties.

#614 Convex Seat Cushion 18" x 16" x 1/2"



Amputee Seat Cushion

The fixed residual limb support cushion is constructed of a solid plywood base and 2" polyurethane foam with a 6"x 6" extension. Secures to chair with safety ties.



Drop Seat

The drop seat lowers feet to the floor, allowing the lower extremities to be used for wheelchair propulsion. Seat height may be lowered to 3 different levels or adjusted to create a "wedge effect." Easily secures to chair with included hardware.

#696A Drop seat for 16" wheelchair

#696B Drop seat for 18" wheelchair



#690R Right Amputee Cushion 18" x 16" x 2 1/2" (right extension)

#691L Left Amputee Cushion 18" x 16" x 2 1/2" (left extension)

#692 Double Amputee Cushion 18"W x 22"D x 2 1/2"

Leg and Foot Pillows

The expanded varieties of **Leg and Foot Pillows** are designed to keep user's feet from slipping behind foot rest. The base offers support to improve pressure distribution. Solid supports available for additional strength. Secures to chair with safety straps.



- #955 Leg and Foot Pillow (Soft Support)
18" x 11" x 2"
- #956 Leg and Foot Pillow (Solid Support)
18" x 11" x 2"
- #953 Leg and Foot Pillow with detachable separator. (Solid Support)
18" x 11" x 2"



Detachable separator provides ankle separation and protection



Side protectors prevent feet from slipping off the sides of the foot support. Secures to chair with safety strap

- #958 Leg and Foot Pillow with side protectors. (Solid Support) 18" x 11" x 2"

Leg Pillow

Protects feet and legs from wheelchair contact. Keeps feet in front of wheelchair not under it! Secures to chair with safety strap.



- #950 Leg Pillow (Soft Support)
18" x 11" x 2"
- #951 Leg Pillow (Solid Support)



Envelope style foot stabilizer keeps feet in place and provides comfort and warmth.

- #954 Leg and Foot Pillow with envelope style stabilizer. (Solid Support) 18" x 11" x 2"



#699
Solid support seat back for
wheelchair. 17" x 17" x 1 1/2"



#699B
Dual Adjustable Bolster Supports
(Pair) 6" Dia. 1/2" Circle

Solid Support Seat Backs for Wheelchairs

The solid seat back increase pelvic and trunk stability while the extended height supports the head and neck. Secures to chair with safety strap.



#699L
Adjustable lumbar roll (each) 6" Dia. 1/2" Circle



#697
Extended height solid support seat back
for wheelchair. 17" x 40" x 1 1/2"



#825
Headrest with safety strap 15"
width x 6" support extensions


Headrests

The headrest attaches to geri chair or elevated back rest for wheelchair. It helps support head, maintains midline, and decrease hyper-extension for the neck. Secures with Velcro® safety straps or Velcro® strips.



#826
Headrest with Velcro® strips
(no strap) 15" width x 6"
support extensions.

#827
Headrest/Head Support 15"W x 6" support
extensions





Bilateral Trunk Support

Bilateral extensions keep user upright and provide more side support to prevent sliding or leaning. Minimizes tissue trauma and improves respiratory/circulatory functions. Available with solid support back and sides. Secures to chair with safety strap.

#300

Bilateral Trunk Support (soft support.)

25"H x 18"W x 10" extensions

#301

Bilateral Trunk Support (solid support.)

25"H x 18"W x 10" extensions

#302

Bilateral Trunk Support (soft support.)

25"H x 18"W x 10" extensions top and 20"extensions bottom

#303

Bilateral Trunk Support (soft support.)

25"H x 18"W x 10" extensions top and 20"extensions bottom



Contoured Back Support

Provides back and hip support for those sitting upright. The wings improve posture and prevent leaning. Secures to chair with safety strap.

#875

Contoured Back Support for Geri Chair. Back thickness 3" 26"H x 21"W x 6"wings.

Lateral Trunk Supports

Soft back with cylindrical or wedge shaped lateral supports aligns trunk to promote circulation and respiration. Attaches to chair with safety ties.



#304C

17" x 17" Soft Back Support with cylinder stabilizer 4"W x 14"L

#304W

17" x 17" Soft Back Support with wedge stabilizer 4"W x 14"L



Lateral Stabilizers and Body Supports

Secures to chair with safety ties.

Lateral Stabilizers

Lateral Stabilizers provide trunk stabilization and alignment for increased positioning and function. Solid supports are available for added reinforcement.

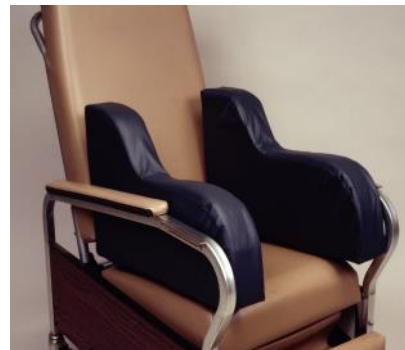


#860

Lateral Stabilizers for wheelchair with soft support (pair.) 17½”L x 13”H x 1½”W

#865

Lateral Stabilizers for wheelchair with solid support (pair.) 17½”L x 13”H x 1½”W



#870

Lateral Stabilizers for Geri chair with soft support (pair.) 23½”L x 14½”H x 3”W

#871

Lateral Stabilizers for Geri chair with soft support (pair.) 23½”L x 14½”H x 3”W

Lateral Body Supports

The lateral body support stabilizes and supports the torso, helping keep resident upright. Available in ¾ height to accommodate seat cushions. Solid supports available for additional strength. Secures to chair with safety ties.

#850

Lateral Body Support (soft support.) 16”L x 12”H x 8”W

#851

Lateral Body Support (solid support.) 16”L x 12”H x 8”W

#852

Lateral Body Support. ¾ height (soft support) 16”L x 9”H x 8”W

#853

Lateral Body Support. ¾ height (solid support) 16”L x 9”H x 8”W



Arm Bolsters for Wheelchairs

Arm bolsters protect the elbow and trunk areas from problems associated with leaning.



#804

Arm Bolster 16”L x 6½” diameter.



#804C

Arm Bolster with contoured cutout for stabilizing arm. 16”L x 6½” diameter.

*Contoured trough
provides a comfortable
armrest and stabilizes positioning*

Elbow / Knee Orthosis

The elbow/knee orthosis increases the range of mobility and minimizes extension and flexion contractures. Secures to arm or leg with Velcro® comfort straps.



#100

Small elbow or knee orthosis.
9" base 5" width 90° angle.



#101XL

Large elbow or knee orthosis.
13" base 5" width 90° angle.

Comfort Wraps

Comfort wraps are completely detachable, washable, and comfortable. Use to prevent skin break down associated with moisture.



#102VW

Velfoam Wrap for #100

#104VW

Velfoam Wrap for #101XL

Knee Separator

Abducts hips when seated to decrease internal rotation and knee adduction. Prevents breakdown on medial surface of the knees. Attaches with safety straps (strap is attached to knee separator to prevent loss).



#525

Knee Separator

6½"L x 7"H x 7½"top 4½" bottom

Hip Orthosis

This contoured design provides gentle positioning of the legs for post-op hip prosthesis and assists with knee or leg fractures. Aids in leg abduction and alignment. Secures with attached Velcro® comfort straps.



#500

Hip Orthosis

13"L x 4" thick 5" top to 10" bottom.

Lap Pillows

#200

The Original Lap Pillow series is a dignified and attractive support alternative which aids in maintaining proper hip and arm alignment. Available in a variety of lengths and thicknesses.

#200

The Original Lap Pillow with cutouts. 3" thick, fits standard 16" or 18" wheelchairs.

#201

Lap Pillow without cutouts. 3" thick, fits standard 16" or 18" wheelchairs.

#202

Lap Pillow with cutouts. 2" thick, fits standard 16" or 18" wheelchairs.

#220

Lap Pillow with cutouts. 3" thick, fits standard 18" or 20" wheelchairs.

#222

Lap Pillow with cutouts. 2" thick, fits standard 18" or 20" wheelchairs.

#230

Desk arm Lap Pillow with cutouts on the ends. 3" thick, fits desk arm 16" or 18" wheelchair.

#237

Elevated Lap Pillow. 5" thick, fits most wheelchair sizes. Attaches with Velcro® straps.

#230



#237



#236



#235

Detachable activity center for desk arm lap pillow. Series #230.

#236

Detachable activity center for Lap Pillow. Series #200

The detachable activity center cover is a creative workspace for residents. Its bright colors provide eye stimulation and the activities promote hand coordination. Velcro® safety straps allow easy application and quick removal. The activity center comes complete with a zipper, Velcro lift attachment, photo/flash card holder and a three part pocket along the front.

Padded Lap Tray

Our padded lap tray provides comforting support for those at high risk for pressure sores. Prevents forward leaning and provides anterior posture support. Attaches to chair with Velcro® safety strap.

*For added safety choose item #242 with Velcro® straps to secure behind wheelchair.



#240
Padded Lap Tray 23"W x 19½"L x 2"



#242
Padded Lap Tray 23"W x 19½"L x 2"

Comfort Step

Slips over footrest and stays securely in place. Prevents skin tears and bruising. Fits all standard wheelchair footplates.




#1250 Comfort Step (pair). 8" x 9" x 1"



#241
Detachable Activity Center for Padded Lap Tray.

Gait Belts

Our heavy duty 2" cotton webbing gait belt can be used for assisting or transferring patients. Available with metal or easy release buckle.




#9000 60" Gait Belt with metal buckle.

#9001 60" Gait Belt with easy release Buckle

Self Help Belts

These durable safety belts are constructed of 2" nylon webbing. Available with Velcro® re-release, easy release, lift and release, or Velcro® loop and pull closures. These self assisting belts may be used to reduce sliding, to help position, or as safety belts.



#9005 Velcro Release Belt

#9006 Easy Release Belt.

#9007 Lift and Release Belt.

#9008 Velcro Loop and Pull Belt.

Carry Along Tote

One inside pocket and three outside pockets keep personal belongings organized and easily accessible. Secures to chair with safety ties.



#1100 Carry Along Tote. 14" x 17"

Catheter Bag Holder


A dignified approach for keeping urine bag out of public view. Secures to chair or bed with Velcro® hook and loop safety straps.



#1200 Catheter bag holder. 12" x 12"

Body Positioning Wedges

Body positioning wedges may be utilized for a variety of positioning needs. Use under thighs for pelvic tilt; under ankles, arms, and head for elevation; or as side-lying positioners.



#400 Large Body Positioning Wedge. 24"L x 13"W x 7"H

#401 Large Body Positioning Wedge with flap. 24"L x 13"W x 7"H

#402XL Extended Length Body Positioning Wedge. 28"L x 13"W x 7"H

#403XL Extended Length Body Positioning Wedge with flap. 28"L x 13"W x 7"

#450 Small Body Positioning Wedge. 17"L x 8"W x 4"H



Flaps available for additional stability and security.

Hip Abductor/Knee Extender

Positions the heels away from the body with our dual design.

Pommel and 90° angle wedge abducts hips and extends knees to prevent breakdown. *Also available without Pommel.



#430 Hip Abductor/Knee Extender with pommel.

#431 Knee Extender without pommel.

Elevated Bed Wedge

Elevates the head or feet to provide proper positioning.
May also be used as side-lying positioner



- #800 Elevated Bed Wedge
22"L x 22"W x 6" to 1" slope.
- #801 Elevated Bed Wedge
#24"L x 24"W x 10" to 1" slope.

Strap-on-Abduction Pads

Abduction pads provide maximum comfort for long or short term convalescence. Particularly effective support for lumbar area, for sensitive knees, and during post-op surgery or pregnancy. Secures with Velcro® comfort straps.



#1050



- #1000 Large Strap-On-Abduction Pad (each).
12"L x 5"W x 3"Thick.
- #1050 Small Strap-On-Abduction Pad (each).
8"L x 4"W x 3"Thick.

Strap-on-Abduction Pads Set (3 piece)

Keep pressure points elevated and blood circulating by placing 1 small pad under upper arm, 1 small pad between ankles, and 1 large pad between knees while in side-lying position.

3 Piece Set

- #1075 2 Small Strap-On-Abduction Pads
- 1 Large Strap-On-Abduction Pad



Bed Guards

Full Length Bed Guard

The bed guard provides the ultimate in high risk user protection. It is designed to fit nursing home and hospital beds. Guards attached by a flap positioned under the mattress and secured by upright bed rails, eliminate gaps between rail and mattress. Attached flap keeps the guards readily at hand, yet out of the way, when rails are lowered.



Split Bed Guard

Use with double rail beds allows top guard and bottom guard to be lowered at different times, providing easy access to the desired patient area.



Half Length Bed Guard

The ½ length bed guard may be used in conjunction with double or full rail beds to provide protection at the upper, middle or lower areas of the bed.



Mini Bolster Bed Guard

- #900 Full Length Bed Guard
Bolsters: 10"H x 70"L x 6"W
- #901 Split Bed Guard
Bolsters: 10"H x 70"L(split) x 6"W
- #902 ½ Length Bed Guard
Bolsters: 10"H x 35"L x 6"W
- #906 Mini Bolsters 8" x 8" x 34"




Attach-It™ Bed Rail Pads

Attach-It™ Bed Rail Pads aren't like the others you may have tried before. Pads attach directly to the bed rails with standard metal snap and D ring closures or with Velcro® straps. Either way, you will be able to lower the bedrails without removing them! The pads not only provide comfort and safety for your patients but they also provide convenience, time saving and safer transfers for caregivers. The pads are ¾" thick and feature quality, high-density HR foam for longer wear. Sold in pairs.




*Protects bed rails from top to bottom
Comfort Vinyl Covers, exceptionally soft
Stay exactly where they are placed*



Envelope Bed Rail Pads

Slide on quickly and stay where you place them.
Protects patients and staff from bed rail injuries.
Does not require the use of straps.



- #700 Bed Rail Pads Standard (Pair)
62"L x 15"H x ¾"
 - #725 Bed Rail Pads Ultimate Coverage (Pair)
70"L x 17"H x ¾"
 - #750 Bed Rail Pads ¾ length (Pair)
43"L x 15"H x ¾"
 - #751 Bed Rail Pads ½ length (Pair)
36"L x 15"H x ¾"
- (When ordering please specify "V" if Velcro® strap closure is desired or "E" if Envelope style is desired.)

Headboard/Footboard Pad

The headboard and footboard pads protect against bruises and skin tears. Envelope style design for easy application.



#775 Headboard Pad
36"W x 15"H x 1½"Thick



#776 Headboard Pad
36"W x 9"H x 1½"Thick

Multi-Functional Mats

Our multi-functional mats may be used as exercise floor mats, therapy room table replacement mats, or beside the bed to protect resident from falls. Available in various sizes with or without center fold.



Matt Selection

- #M2 Matt 36" x 72" x 2"
- #M4 Matt 36" x 72" x 4"
- #M48 Matt 48" x 72" x 2"
- #M72 Matt 48" x 72" x 4"
- #M36 Matt 36" x 84" x 2"
- #M436 Matt 36" x 84" x 4"
- #M284 Matt 48" x 84" x 2"
- #M84 Matt 48" x 84" x 4"

*When ordering , please specify "F"
for center fold.



Low Profile Floor Mats

Beveled Bedside Mat

The Beveled Bedside Mat features the highest density foam used in the industry with superior impact absorbing quality. The beveled edges reduce accidental tripping and allows for easy wheelchair access. Can be kept at bedside all day without the need for storage. The non-skid bottom prevents slipping.

#M70B

24"W x 70"L x 1"H



Tri-Fold Beveled Mat

The Tri-Fold Beveled Mat features a high density, impact absorbing foam. The beveled edge allows for easier transfers and fewer falls. Can be folded using the attached Velcro® straps to secure for easy storage.

#M23/3

30"W x 68"L x 1"H (open)

24"W x 26"H x 3"T (Folded)



Perfect Rest

Perfect Rest Therapeutic Pillow



Finally, enjoy a good nights sleep with the Perfect Rest Therapeutic Pillow. This contoured energy foam forms to the head and neck, supporting the spine for proper alignment and decreasing pain associated with neck and back injuries. This pressure and temperature sensitive memory foam pillow provides the soft support and comfort needed for "Perfect Rest."

*Available in a soft natural color cloth cover or Navy or Burgundy Ripstop Nylon cover

#6800 Perfect Rest Therapeutic Pillow
20" x 12" x 4"


#6801 Travel Size Perfect Rest Therapeutic Pillow
10" x 12" x 4"





TCP Easy-Care™ Mattresses

When it's time to replace your facility mattresses, consider the benefits of a TCP Easy-Care™ Mattress. No matter which style mattress you select, you will be purchasing an economical pressure reduction mattress with a long wearing Ultralon™ nylon incontinent proof cover. Comfortable and easy to maintain, these products are welcomed by patients and staff. All meet the CAL 117 flame retardancy standard. Covers have been treated with an anti-microbial agent. Easy-Care™ mattresses are 6" thick and 35" wide. Available in three lengths: 75", 80" or 84".




Easy-Care PR™ Mattress

- Meets the support requirements of most patients
- Features Supercell™ high-density HR foam
- Standard border facilitates transfer
- Dual-sided for even wear and longer life
- Exceptional 8-Year Warranty

Border Options

Support	Raised	
#EC2375	#EC2375B	75"L
#EC2380	#EC2380B	80"L
#EC2384	#EC2384B	84"L



Easy-Care Posture Perfect™ Mattress

- Independent "mushroom"-shaped foam surface
- Heel section lowered to reduce heel pressure
- Choose standard or 2" raised border
- Vinyl bottom, waterfall flap, incontinent resistant
- 5-Year Warranty

Border Options


Support	Raised	
#EC2175	#EC2175B	75"L
#EC2180	#EC2180B	80"L
#EC2184	#EC2184B	84"L



Easy-Care DSL™ Mattress

- Combination of two high-density HR foams
- Extra firm center core for additional support
- Dual-sided for even wear and longer life
- 6-Year Warranty

#EC2475	75" L
#EC2480	80" L
#EC2484	84" L



Easy-Care Universal™ Mattress

- High-density HR foam, convoluted surfaces
- Less heat build up, improved air circulation
- Extra firm center core for additional support
- Dual-sided for even wear and longer life
- 6-Year Warranty

#EC2275	75" L
#EC2280	80" L
#EC2284	84" L

Tender Care Products, Granite Falls, NC. • Order by Phone: 800-704-8241 • 24 Hour Fax: 828-728-6782



TCP Defined Perimeter Mattress

Comfortable combination of protective foams with custom cuts and a raised perimeter


Lateral cuts in the center section helps decrease pressure on the torso and buttock areas

Custom cube cuts in the head and heel sections ensure enhanced pressure distribution

3" tall border perimeters help patients to rest centered on the mattress and side portals facilitate transfer



Heel and head sections are reversible and have special cuts for optimal conformity.



Side view of the mattress demonstrates foam layers and the sloped perimeter border.

TCP Defined Perimeter Mattresses feature a combination of three high-density HR foam layers incorporating special pressure relieving cuts and a 3" raised perimeter edges to help patients rest in the mattress center. Strategically located side portals facilitate transfer. Head and heel sections have cut outs loaded with extra soft foam and incorporating cube cuts to increase conformity and pressure distribution. Center section has lateral surface cuts to decrease interface pressures for the torso and buttock area.

Specifications: Mattress thickness: 6". Raised perimeter thickness: 3". Overall height at the mattress edge exclusive of transfer portal: 9". Width: 35". Lengths: 74", 80" or 84". Meets CAL 117 standard. High-denier nylon cover, flame retardant and anti-microbial treated. 250 lb. weight capacity.

- #EC2575 TCP Defined Perimeter Mattress, 75"
- #EC2580 TCP Defined Perimeter Mattress, 80"
- #EC2584 TCP Defined Perimeter Mattress, 84"

Tender Care Products, Granite Falls, NC. • Order by Phone: 800-704-8241 • 24 Hour Fax: 828-728-6782



TCP Rest-Assured™ Mattresses

Tender Care's Rest-Assured™ pressure-reducing mattresses combines the latest technological advances to create an exceptionally comfortable sleeping surface. That's why they're called "Rest-Assured". Features and benefits of each of the four products in this group are defined to facilitate appropriate selection. Available with raised borders by request. All Rest-Assured™ Mattresses are backed up with a 6-Year Warranty.

General Specifications: Thickness: 6". Width: 35". Lengths: 75", 80" or 84". Combination of high-density HR foams. Meets CAL 117 fire retardancy requirement. Covered with either TenderRest™ urethane fabric, a 4-way stretch, shear resistant, incontinent protected material or with economical, high-denier nylon. Treated with anti-microbial agent. 250 lb. capacity. 6-Year Warranty.

Optimal Care Mattress

- Best choice for those with chronic back pain
- Conforms accurately to the shape of each user
- TenderRest™ Urethane Cover
- Firm support borders facilitate transfer

TCP Rest-Assured™ Optimal Care Mattress supports those with back discomfort more effectively than any other mattress we manufacture. Combines channel cuts and vertical mattress incisions customize this high-density foam. Level cropped, convoluted surface ensures optimal support and effective heat deflection. Low friction cover with zipper and waterfall flap. Designed to accommodate users of all heights with strategically located pressure relief zones.



#RA3475 OC Mattress, 75"L
#RA3480 OC Mattress, 80"L
#RA3484 OC Mattress, 80"L


Note: Mattress border deleted to show pressure reducing channels.

RA-Advanced Mattress

- Most economical pressure equalization
- Protective viscoelastic foam heel insert
- High-denier nylon cover with handles
- Convoluted center for heat dissipation

TCP Rest-Assured™ RA Advanced

Mattress provides economical protection and durability. Multiple layers of high-density HR foam provide support and comfort. Convoluted center layer helps dissipates heat build up. Viscoelastic foam insert ensures exceptional heel protection. High-denier nylon cover, incontinent protection, zipper and waterfall flap.



#RA3175 RA Mattress, 75"L
#RA3180 RA Mattress, 80"L
#RA3184 RA Mattress, 84"L

Note: Mattress border deleted to show pressure reducing channels.

Tender Care Products, Granite Falls, NC. • Order by Phone: 800-704-8241 • 24 Hour Fax: 828-728-6782



Rest-Assured™ Premier Mattress

Oval Channels™ with Conforming Cuts™ to equalize pressure

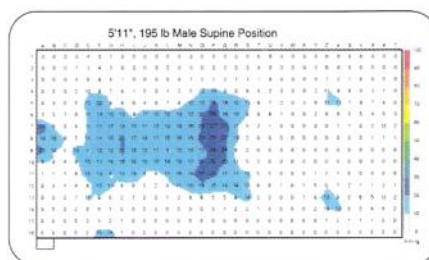
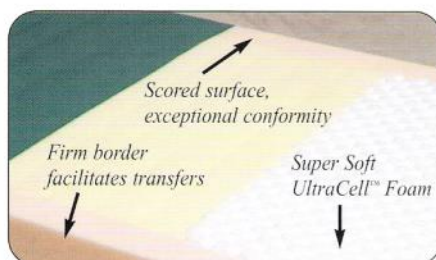
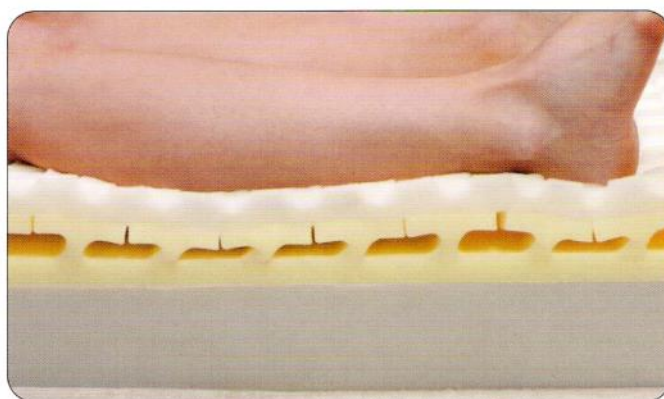
Supersoft Ultracell™ comfort surface supported by high-density HR foam

250 lb. weight capacity

An exceptional environment for skin protection

TenderRest™ 4-way stretch covers reduce shear stress

6-Year Warranty



The **Rest-Assured™ Premier Mattress**, a masterful combination of materials and pressure-reducing channels, creates an exceptional environment for skin protection. Here's a mattress that facilitates decubitus ulcer prevention by keeping body surface pressure appropriately equalized. See for yourself by examining the pressure map included with this information. Key to the success of this design is the Oval Channel™, with its Conforming Cuts™ to help equalize pressure. This permits high-density HR foam to support in ways you never thought possible. Perpendicular foam scoring within the mattress surface enables unusually effective conformity for the torso area of each user. This economical

mattress is a good institutional choice when your objective is to accommodate many different people, who may have fragile skin, with one mattress selection. Firm borders facilitate patient transfer.

Specifications: Thickness: 6". Width: 35". Lengths: 75", 80" or 84". 250 lb. weight capacity. High quality TenderRest™ covers feature low friction, 4-way stretch urethane coated, incontinent resistant, fabric cover. Anti-microbial treated. Meets CAL 117 fire code.

- #RA3275 Rest-Assured™ Premier Mattress, 70"L
- #RA3280 Rest-Assured™ Premier Mattress, 80"L
- #RA3284 Rest-Assured™ Premier Mattress, 84"L

Tender Care Products, Granite Falls, NC. • Order by Phone: 800-704-8241 • 24 Hour Fax: 828-728-6782



Rest-Assured™ Visco Mattress

*Viscoelastic foam support
scapula and coccyx*

*Top-of-the-line protection
against skin injury*

*Sloped and cube cut heel section
distributes weight evenly*

*Viscoelastic foam helps regulate
body temperature*



*Cube cut foam under
the heels for maximum
conformity.*



*T-shaped visco insert places extra
protection under scapula and coccyx.*



*Handprint demonstrates the
foam's conformability and
shape retention.*

TCP Rest-Assured™ Viscoelastic Mattress utilizes an advanced pressure reduction design in this top-of-the-line product. Composed of two layers of viscoelastic foam and two layers of quality, high-density HR foam. This exceptional design affords the protection of 4 inches of viscoelastic foam but without the added weight or cost. A special T-shaped insert of the viscoelastic foam provides extra protection for the scapula and coccyx. Helps reduce the dangers of shear stress and skin injuries. Your patient will rest-assured in genuine comfort on the firm, effective support required for orthopedic care. Support borders facilitate transfer.

Sloped and cube cut heel section distributes weight evenly. We simply don't make a better mattress than this for pressure protection.

Specifications: Thickness: 6". Width: 35". Lengths: 75", 80" or 84". Meets CAL 117. TenderRest™ Cover features urethane treated fabric, 4-way stretch, incontinent resistant with waterfall edge. Treated with an anti-microbial agent. 250 lb. capacity. 6-year warranty.

- #RA3375 TCP Rest-Assured™ Visco Mattress, 75"L
- #RA3380 TCP Rest-Assured™ Visco Mattress, 80"L
- #RA3384 TCP Rest-Assured™ Visco Mattress, 84"L

Tender Care Products, Granite Falls, NC. • Order by Phone: 800-704-8241 • 24 Hour Fax: 828-728-6782



TCP Bariatric Comfort Mattresses

TCP Bariatric Comfort Mattresses evenly distribute significant weight and accommodates to the individual contours of each user. Suitable for either hospital use or home use. The patented Foam-Coil™ support system incorporates spring coils within top quality, CAL 117 rated high-density foam. Nylon cover has been specially treated for added anti-microbial protection. Your patients will experience exceptional support and comfortable sleeping on a TCP Bariatric Comfort Mattress.



TCP Bariatric DS Mattress

- Patented Foam-Coil™ support for exceptional comfort
- Avoids premature mattress replacement costs
- Dual-sided for even wear and longer life
- Incontinent resistant nylon cover wipes clean
- 450 lb. capacity

TCP Bariatric Comfort DS Mattress enables you to accommodate heavier patients comfortably and spares your standard mattresses from excessive wear. Helps avoid premature mattress replacement costs. Anyone who weighs more than 250 lbs. needs a special mattress. Here's one that is both comfortable and economical. Three mattress lengths are available. Order the mattress length to match the bed on which it will be used. Dual-sided for even wear and longer life.

Specifications: Thickness: 7". Width: 35". Lengths: 75", 80" or 84". 450 lb. capacity. Blue nylon cover, 200-denier, incontinent resistant. Can be wiped clean with any standard solution.

#B4175 TCP Baricare DS Mattress, 75"L
 #B4180 TCP Baricare DS Mattress, 80"L
 #B4184 TCP Baricare DS Mattress, 84"L



TCP Bariatric EW Mattress

- Patented Foam-Coil™ support for exceptional comfort
- Extra width, extra comfort and economical
- Extra strong, 200 denier nylon cover, wipes clean
- Choose from five widths
- 1000 lb weight capacity

TCP Bariatric Comfort EW Mattress provide the extra width and support needed to accommodate those who weigh from 450-1000 lbs. Select from five widths, 39" to 60" and three lengths, 75", 80", or 84". Requires use of a bariatric bed frame. One-sided, may not be flipped. Regular turning by 180° will enhanced wear.

Specifications: Thickness: 7". Widths: 39", 42", 48", 54" or 60". Lengths: 75", 80" or 84". 1000 lb. capacity. Blue nylon cover, 200-denier, incontinent resistant cover. Wipes clean.

	39"W	42"W	48"W	54"W	60"W
75"L	#B4275	#B4375	#B4475	#B4575	#B4675
80"L	#B4280	#B4380	#B4480	#B4580	#B4680
84"L	#B4284	#B4384	#B4484	#B4584	#B4684

Tender Care Products, Granite Falls, NC. • Order by Phone: 800-704-8241 • 24 Hour Fax: 828-728-6782



TCP Easy-Rest™ Mattresses

TCP Easy-Rest™ Mattresses balance comfortable protection with economy in a mattress far better than those with inner springs. When you switch to Easy-Rest™ Mattresses you won't need to buy mattress overlays any more either. Patients will find it easier to sleep when you replace your old mattresses with Easy-Rest. Easy-Rest Mattresses include pressure-reducing features not usually found in an economical product. Covered in urethane coated nylon with the coated side out to facilitate cleaning.


General Specifications: Thickness: 6". Width: 35". Lengths: 75", 80" or 84". High-density foam. Urethane coated nylon cover with either a vinyl bottom, waterfall flap and zipper or dual-sided. Both cover styles have received anti-microbial treatment. Meets CAL 117 fire code. 250 lb. weight capacity.



TCP Easy-Rest PR Mattresses

- High-density HR foam with four distinct zones
- Foot section slopped and scored for additional pressure relief
- One-sided, can be rotated but not flipped
- Navy nylon cover with urethane coating, gray vinyl bottom
- 3-Year Warranty


#ER1175	75"L
#ER1180	80"L
#ER1184	84"L



TCP Easy-Rest DSC Mattress

- Two layers of laminated high density convoluted foam
- Convolutions have 1" peaks for exceptional air circulation
- Dual-sided mattress and cover for longer wear
- Navy nylon cover with urethane coating for easier cleaning
- 5-Year Warranty

#ER1275	75"L
#ER1280	80"L
#ER1284	84"L



TCP Easy-Rest Multi-Layer Mattress

- Three layers of high-density HR foam
- Cut convoluted foam top surface increases air circulation
- Firm support base for exceptional overall comfort
- Navy nylon cover with urethane coating, gray vinyl bottom
- 3-Year Warranty

#ER1375	75"L
#ER1380	80"L
#ER1384	84"L



TCP Easy-Rest Universal Mattress

- Combines 3 layers of foam, top/bottom convoluted, firm foam center layer
- Convolutions have 1" peaks for exceptional air circulation
- Dual-sided mattress and cover for longer wear
- Navy nylon cover with urethane coating for easier cleaning
- 5-Year Warranty

#ER1475	75"L
#ER1480	80"L
#ER1484	84"L

Tender Care Products, Granite Falls, NC. • Order by Phone: 800-704-8241 • 24 Hour Fax: 828-728-6782



Tender Care's Advanta Form Mattress



- **Uniquely Designed to provide maximum comfort and support with added air flow under the Patient.**
- **5 Distinct pressure relief zones providing varying pressures on different parts of the body.**
- **Meets or exceeds all flammability requirements.**
- **Cut and slotted on bottom of core to allow flexing without tearing.**
- **Resists liquids, body wastes, blood, and hospital medications.**
- **Anti-Microbial, Anti-Fungal, Bacteriostatic Virus Barrier cover.**
- **Wipes clean with warm soap and water.**

Tender Care Products AdvantaForm Mattress provides 5 distinct pressure relief zones to allow varying pressures on different parts of the body reducing friction. The unique design allows the mattress to be turned from head to foot allowing a longer mattress life. These pressure zones not only provide therapeutic improvements, but adds to the comfort, support, and improved air flow under the patient. Firm side rails help keep the patient centered and give added support for patient entry and exit as well as patient transfer. Contour slots on the bottom side of the core allow flexing of the mattress for use on electric beds without splitting or tearing.

Item Selections

Beveled Bedside Mats



See Page 20

Mattresses



See Pages 26—33

Bed Guards



See Page 17

Saddle Cushion



See Page 5

Multi-Functional Mats



See Page 19

Laminar Seat Cushion



See Page 4

Trunk Supports



See Page 9

Bed Extenders



Call for Pricing

Stretcher Pads



Custom Made

TCP will customize any product design to meet your patients specific needs!

Design Your Own Product

Custom Design Items:

- ☐ Foundation Cushion
- ☐ Wedge Cushion
- ☐ Back Cushion
- ☐ Padded Lap Tray
- ☐ Bed Wedge
- ☐ Dropseat
- ☐ Multi-Functional Mat
- ☐ Other _____



L=

W=

H=

B=

(Back Height
For Wedge)

Please specify exact dimensions on all custom orders!

Custom Design Options:

- ☐ High density polyurethane foam
- ☐ Pudgee pad
- ☐ SunMate pressure reduction foam
- ☐ Energy foam (memory foam)
- ☐ Gel cell insert
- ☐ Solid seat insert
- ☐ Convex seat support
- ☐ Pommel
- ☐ Coccyx cut-out
- ☐ Safety ties
- ☐ Velcro® safety straps
- ☐ Other _____

Notes and Product Spec. Work Area

1393 Baton School Rd.
Granite Falls, N.C. 28630
1-800-704-8241 828-726-8241
FAX 828-728-6782



Tender Care Products Inc.

1393 Baton School Road

Granite Falls, NC 28630

Phone: 828-726-8241

Phone: 800-704-8241

Fax: 828-728-6782

E-mail: tcpnc@charter.net