




## Yahweh Parts the Red Sea #1

*“And you, raise your staff, and stretch out your hand over the sea, and divide it so that the sons of Israel may go in the midst of the sea on dry ground - Exodus 14:16”*

### Supplies:

- Scissors
- Colored Pencils, Crayons or Markers
- 2 Pieces of Construction or Colored Paper (Preferably yellow and blue)
- Glue
- Piece of Cardboard, Same Size as Paper\*
- Second Page Printout

\*Cereal Box Works Great



### Instructions:



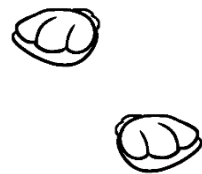
1. Print, color and cutout each of the figures on the next page.
2. Glue yellow colored paper to cardboard to represent the sea floor.
3. Fold blue piece of colored paper in half and cut.
4. Cut strips into blue paper about 3in (7 1/2cm) deep, all the way down the paper.
5. Roll each strip until the end of the cut. **(Using a pencil or something similar will help with rolling them faster.)**
6. Glue straight edges of the blue paper on top of the yellow paper, creating a gap between the rolled paper edges (waves).
7. Glue Moses, People, Crabs, Fish, Clams and Bible Verse for the final touches.



Fold Here



Fold Here



And Moses stretched out his hand over the sea, and YAHWEH caused the sea to go back by a strong east wind all night. And He made the sea dry land, and the waters divided. And the sons of Israel came into the middle of the sea on dry ground, the waters being a wall to them from their right and from their left – Exodus 14:21-22