**SIGN TYPE A - Title 24 Men**

.25" Aluminum w/ Epoxy Powder Coat Blue Background and White graphics.

**DESCRIPTION**

*Title 24 Restroom Signs*

**COLORS**

*Bkgd: Federal Blue #15980 or Equal*

*Graphics: White*

**Scale**

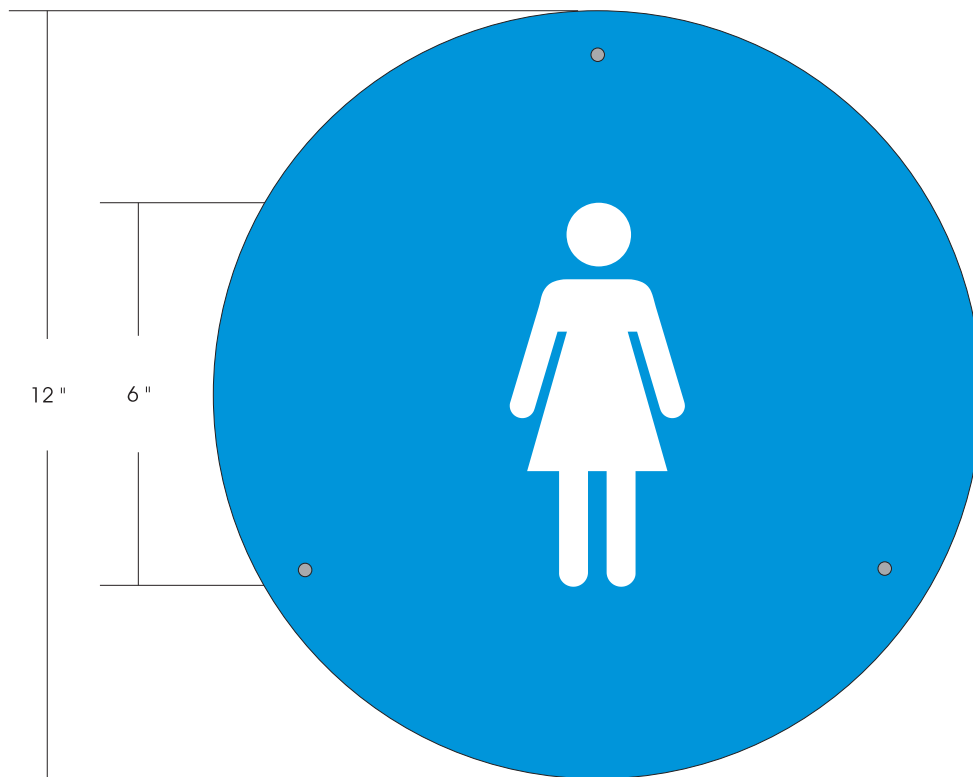
*1/3*

**DATE**

*01.31.13*

**A.D.A. TACTILE SIGNAGE CO.**

*Drawn by: AJS*

**SIGN TYPE A.1 - Title 24 Women**

.25" Aluminum w/ Epoxy Powder Coat Blue Background and White graphics.

**DESCRIPTION**

*Title 24 Restroom Signs*

**COLORS**

*Bkgd: Federal Blue #15980 or Equal  
Graphics: White*

**Scale**

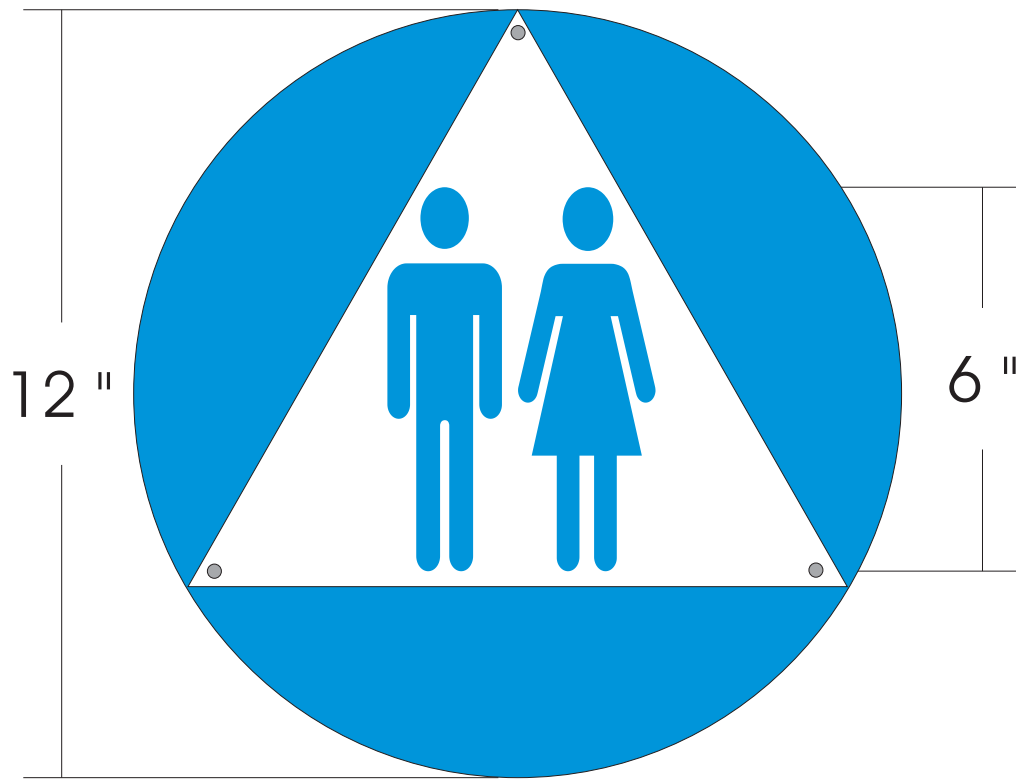
*1/3*

**DATE**

*01.31.13*

**A.D.A. TACTILE SIGNAGE CO.**

*Drawn by: AJS*

**SIGN TYPE B - ADA Restroom Footnotes**

Unisex sanitary facilities shall be identified by a circle, 1/4" (6.4mm) Thick and 12" in Diameter with a 1/4" (6.4mm) thick triangle superimposed on the circle and within the 12-inch (305mm) diameter.

**Mounting:** (3) tamper resistant screws  
& VHB 3M adhesive.

**DESCRIPTION**

*ADA Tactile Restroom Signs*

**COLORS**

*Bkgd: Federal Blue #15980 or Equal Circle / White Triangle*  
*Graphics: Federal Blue #15980 or Equal*

**Scale**

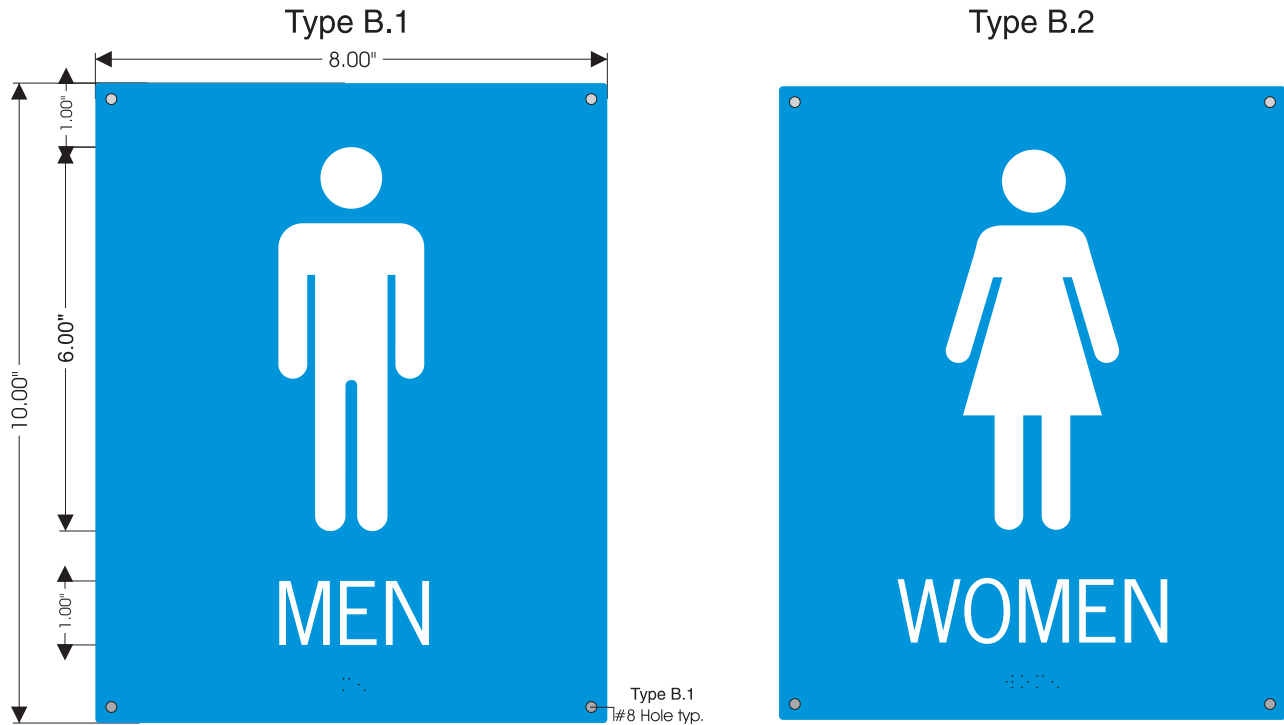
*1/3*

**DATE**

*01.31.13*

**A.D.A. TACTILE SIGNAGE CO.**

*Drawn by: AJS*



#### **SIGN TYPE B - ADA Restroom Footnotes**

.060" stainless steel, 1/16" radius corners die-cut w/ burr side down. Embossed text raised min. 1/32", embossed domed California grade 2 braille min. 1/40". Epoxy powder coated blue background w/ white copy.

**Mounting:** (4) tamper resistant screws & VHB 3M adhesive.

#### **DESCRIPTION**

*ADA Tactile Restroom Signs*

#### **COLORS**

*Bkgd: Federal Blue #15980*

*Graphics: White*

#### **Scale**

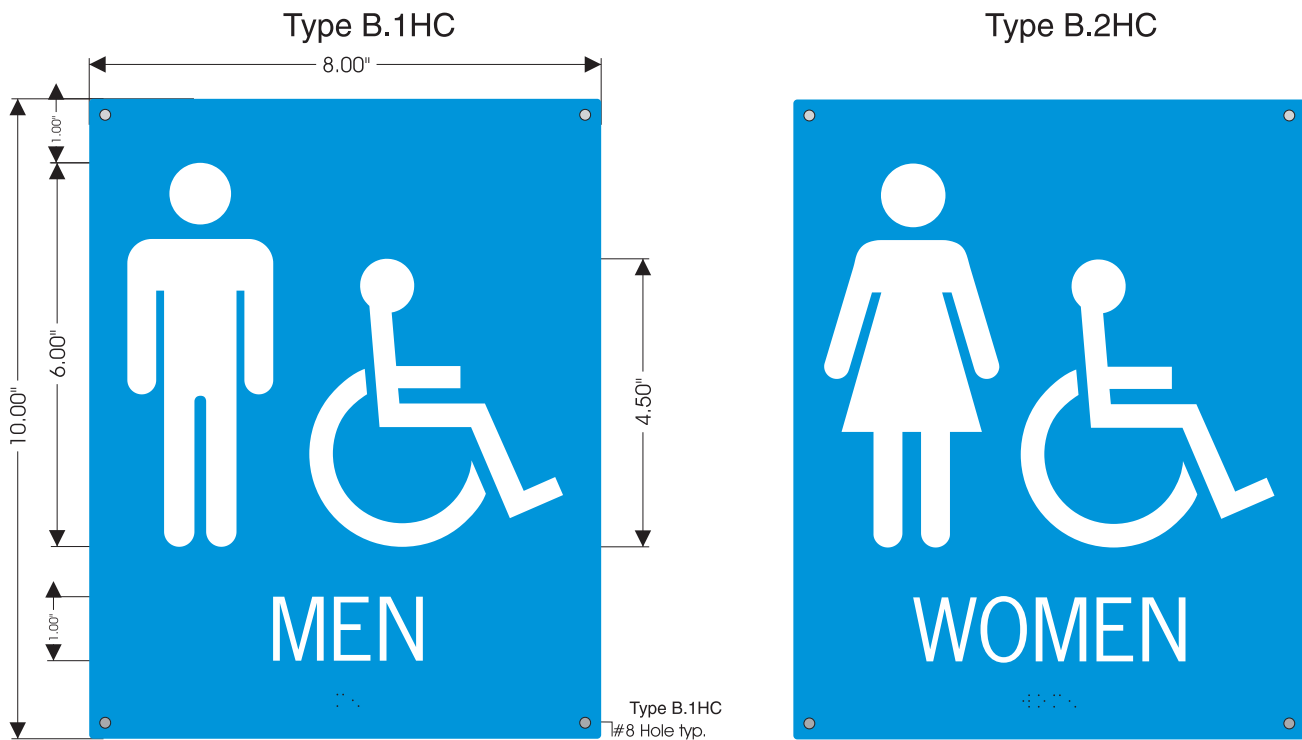
*1/3*

#### **DATE**

*01.31.13*

**A.D.A. TACTILE SIGNAGE CO.**

*Drawn by: AJS*



### **SIGN TYPE B - ADA Restroom Footnotes**

.060" stainless steel, 1/16" radius corners die-cut w/ burr side down. Embossed text raised min. 1/32", embossed domed California grade 2 braille min. 1/40". Epoxy powder coated blue background w/ white copy.

**Mounting:** (4) tamper resistant screws & VHB 3M adhesive.

### **DESCRIPTION**

*ADA Tactile Restroom Signs*

### **COLORS**

*Bkgd: Federal Blue #15980 or equal*  
*Graphics: White*

### **Scale**

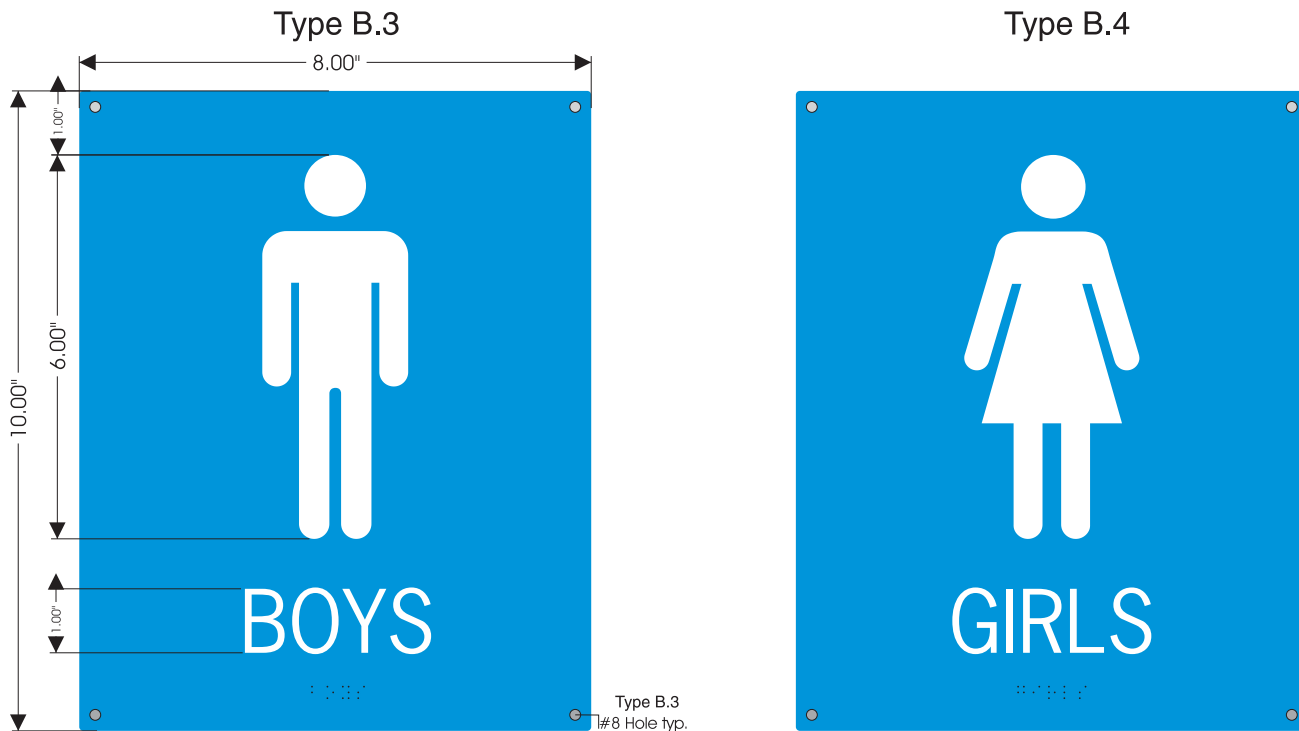
*1/3*

### **DATE**

*01.31.13*

**A.D.A. TACTILE SIGNAGE CO.**

*Drawn by: AJS*



### **SIGN TYPE B - ADA Restroom Footnotes**

.060" stainless steel, 1/16" radius corners die-cut w/ burr side down. Embossed text raised min. 1/32", embossed domed California grade 2 braille min. 1/40". Epoxy powder coated blue background w/ white copy.

**Mounting:** (4) tamper resistant screws & VHB 3M adhesive.

### **DESCRIPTION**

*ADA Tactile Restroom Signs*

### **COLORS**

*Bkgd: Federal Blue #15980 or equal*  
*Graphics: White*

### **Scale**

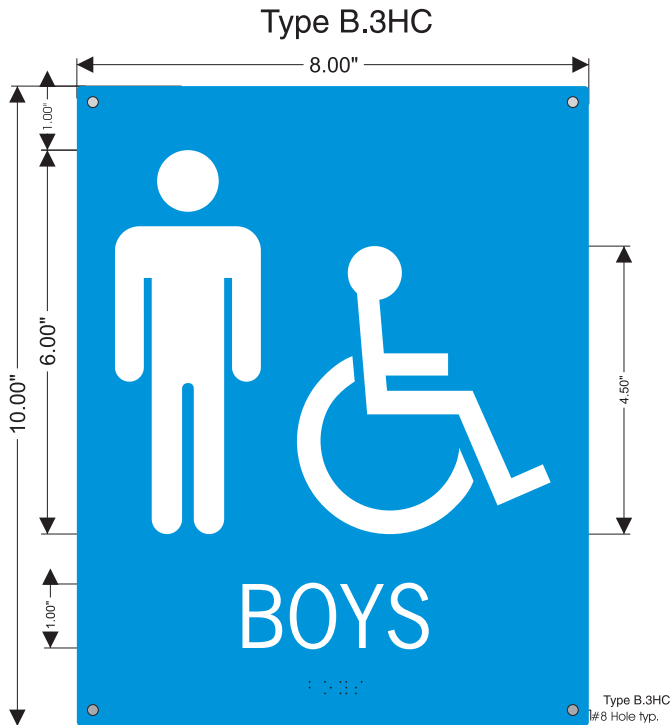
*1/3*

### **DATE**

*01.31.13*

**A.D.A. TACTILE SIGNAGE CO.**

*Drawn by: AJS*



**SIGN TYPE B - ADA Restroom Footnotes**

.060" stainless steel, 1/16" radius corners die-cut w/ burr side down. Embossed text raised min. 1/32", embossed domed California grade 2 braille min. 1/40". Epoxy powder coated blue background w/ white copy.

**Mounting:** (4) tamper resistant screws & VHB 3M adhesive.

**DESCRIPTION**

*ADA Tactile Restroom Signs*

**COLORS**

*Bkgd: Federal Blue #15980 or equal*  
*Graphics: White*

**Scale**


*1/3*

**DATE**

*01.31.13*

**A.D.A. TACTILE SIGNAGE CO.**

*Drawn by: AJS*

**SIGN TYPE B - ADA Restroom Footnotes**

.060" stainless steel, 1/16" radius corners die-cut w/ burr side down. Embossed text raised min. 1/32", embossed domed California grade 2 braille min. 1/40". Epoxy powder coated blue background w/ white copy.

**Mounting:** (4) tamper resistant screws & VHB 3M adhesive.

**DESCRIPTION**

*ADA Tactile Restroom Signs*

**COLORS**

*Bkgd: Federal Blue #15980 or equal*  
*Graphics: White*

**Scale**

*1/3*

**DATE**

*01.31.13*

**A.D.A. TACTILE SIGNAGE CO.**

*Drawn by: AJS*





### **SIGN TYPE B - ADA Restroom Footnotes**

.060" stainless steel, 1/16" radius corners die-cut w/ burr side down. Embossed text raised min. 1/32", embossed domed California grade 2 braille min. 1/40". Epoxy powder coated blue background w/ white copy.

**Mounting:** (4) tamper resistant screws & VHB 3M adhesive.

### **DESCRIPTION**

*ADA Tactile Restroom Signs*

### **COLORS**

*Bkgd: Federal Blue #15980 or equal*  
*Graphics: White*

### **Scale**

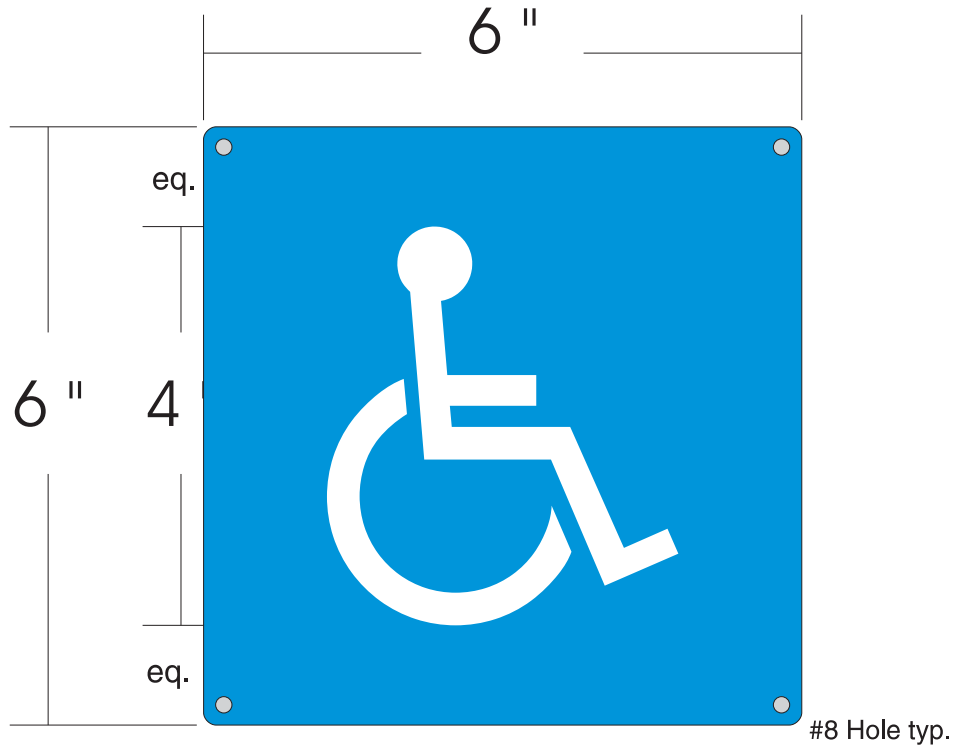
*1/3*

### **DATE**

*01.31.13*

**A.D.A. TACTILE SIGNAGE CO.**

*Drawn by: AJS*

**SIGN TYPE C - Building Entrance Signs**

.040" stainless steel, 1/16" radius corners die-cut w/ burr side down. Embossed graphics, raised min. 1/32". Epoxy powder coated blue background w/ white graphic.

**Mounting:** (4) tamper resistant screws & VHB 3M adhesive.

**DESCRIPTION**

*Building Entrance Signs*

**COLORS**

*Bkgd: Blue*

*Graphics: White*

**Scale**

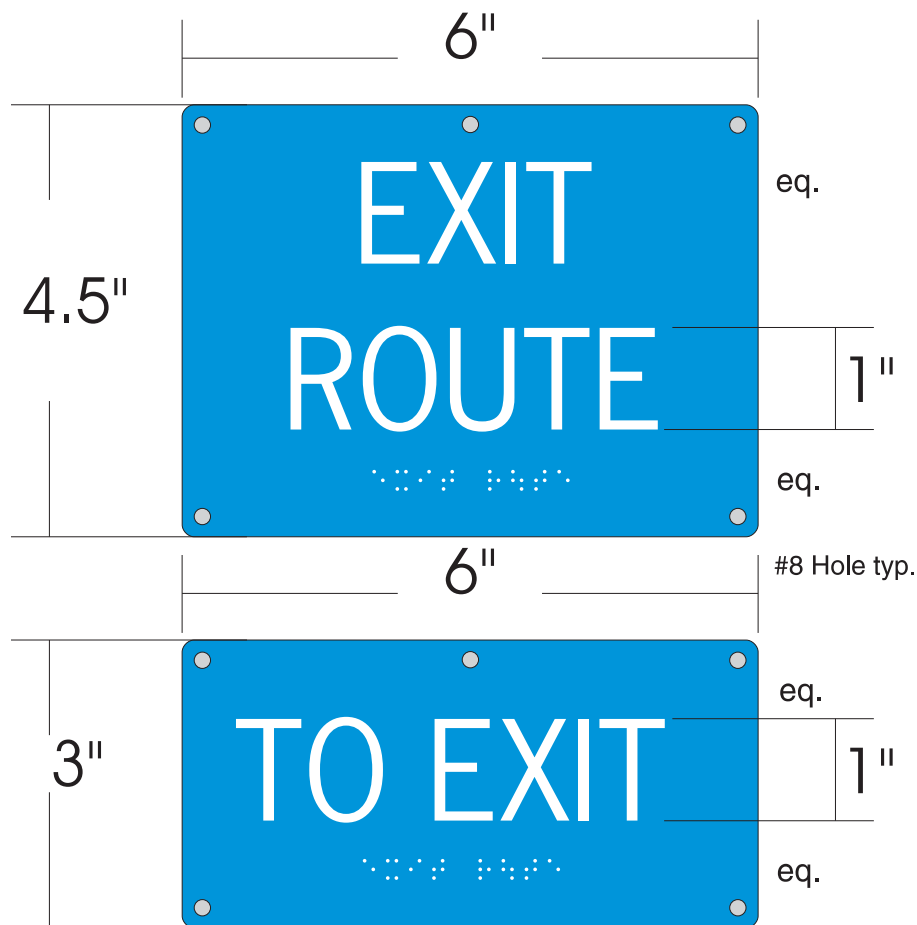
*half*

**DATE**

*07.01.10*

**A.D.A. TACTILE SIGNAGE CO.**

*Drawn by: JPB*

**SIGN TYPE D & D.1 - Exit Route ID**

.040" stainless steel, 1/16" radius corners die-cut w/ burr, side down. Embossed text raised min. 1/32", embossed domed California grade 2 braille min. 1/40", Epoxy powder coated blue background w/ white copy.

**Mounting:** (5) tamper resistant screws & VHB 3M adhesive.

**DESCRIPTION**

*Exit Route ID*

**COLORS**

*Bkgd: Blue*

*Graphics: White*

**Scale**

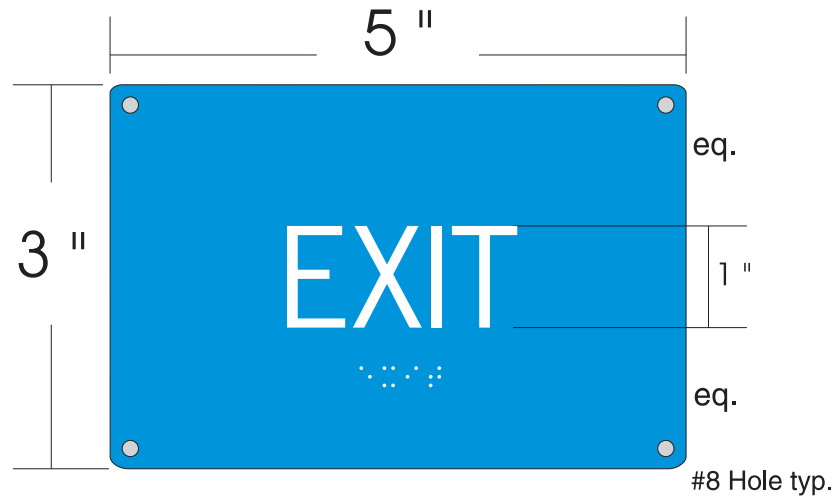
*half*

**DATE**

*07.01.10*

**A.D.A. TACTILE SIGNAGE CO.**

*Drawn by: JPB*

**SIGN TYPE E - Exit ID**

.040" stainless steel, 1/16" radius corners die-cut w/ burr side down. Embossed text raised min. 1/32", embossed domed California grade 2 braille min. 1/40". Epoxy powder coated blue background w/ white copy.

**Mounting:** (4) tamper resistant screws & VHB 3M adhesive.

E.NH = No Holes (Glass Mounting)

Also available in these sizes: 8 x 3, 10 x 3, and 12 x 3

**DESCRIPTION**

*Exit ID*

**COLORS**

*Bkgd: Blue*

*Graphics: White*

**Scale**

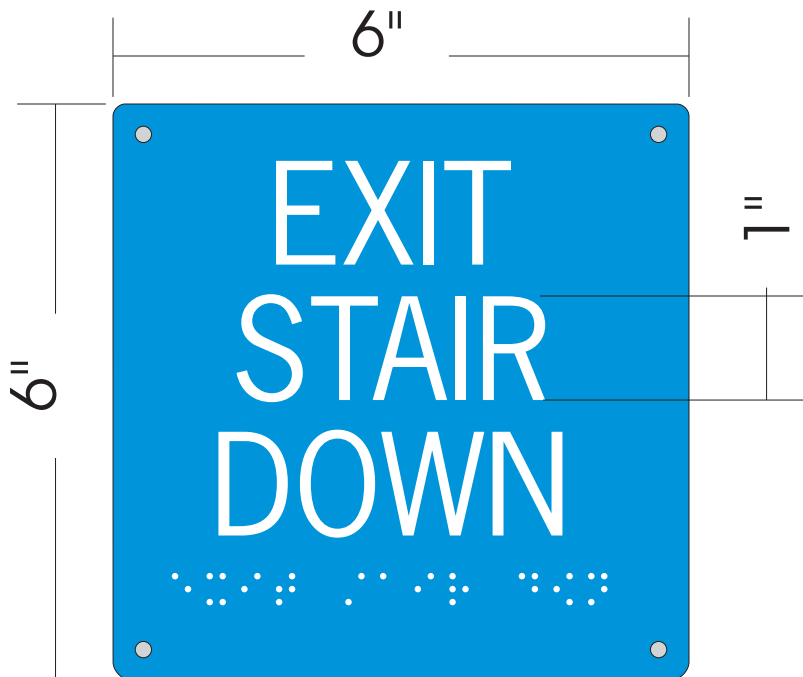
*half*

**DATE**

*07.01.10*

**A.D.A. TACTILE SIGNAGE CO.**

*Drawn by: JPB*



#8 Hole typ.

**SIGN TYPE E.1 - Exit ID**

.040" stainless steel, 1/16" radius corners die-cut w/ burr side down. Embossed text raised min. 1/32", embossed domed California grade 2 braille min. 1/40". Epoxy powder coated blue background w/ white copy.

**Mounting:** (4) tamper resistant screws & VHB 3M adhesive.

E.NH = No Holes (Glass Mounting)

**DESCRIPTION**

*Exit ID*

**COLORS**

*Bkgd: Blue*

*Graphics: White*

**Scale**

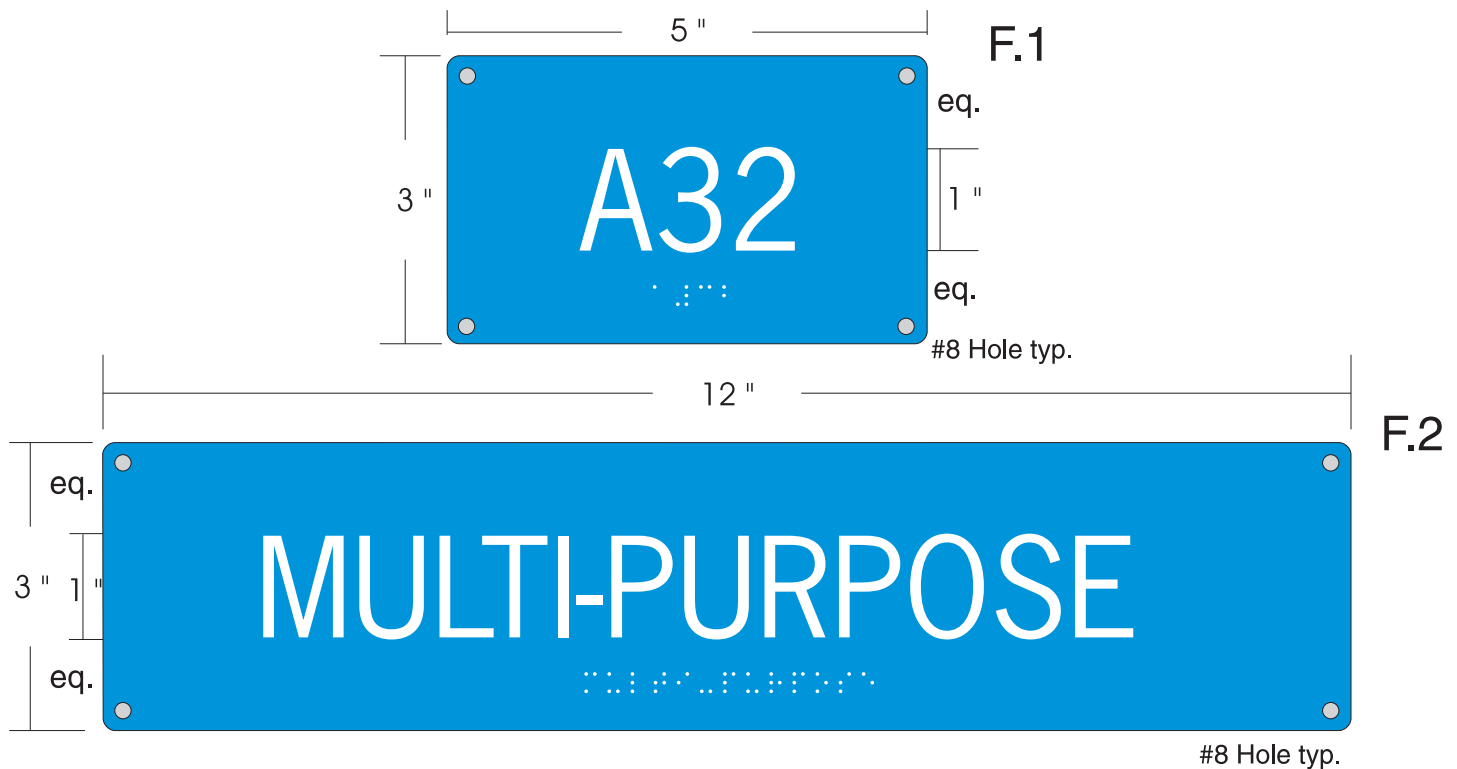
*half*

**DATE**

*07.01.10*

**A.D.A. TACTILE SIGNAGE CO.**

*Drawn by: JPB*

**SIGN TYPE F - ADA Permanent Room ID**

.040" stainless steel, 1/16" radius corners die-cut w/ burr side down. Embossed graphics, raised min. 1/32", embossed domed California grade 2 braille min. 1/40", Epoxy powder coated blue background w/ white graphic.

**Mounting:** (4) tamper resistant screws & VHB 3M adhesive.

F.1NH & F.2NH = No Holes (Glass Mounting)

F.2 Also available in these sizes: 8 x 3, and 10 x 3

**DESCRIPTION**

*ADA Room Identification*

**COLORS**

*Bkgd: Blue*

*Graphics: White*

**Scale**

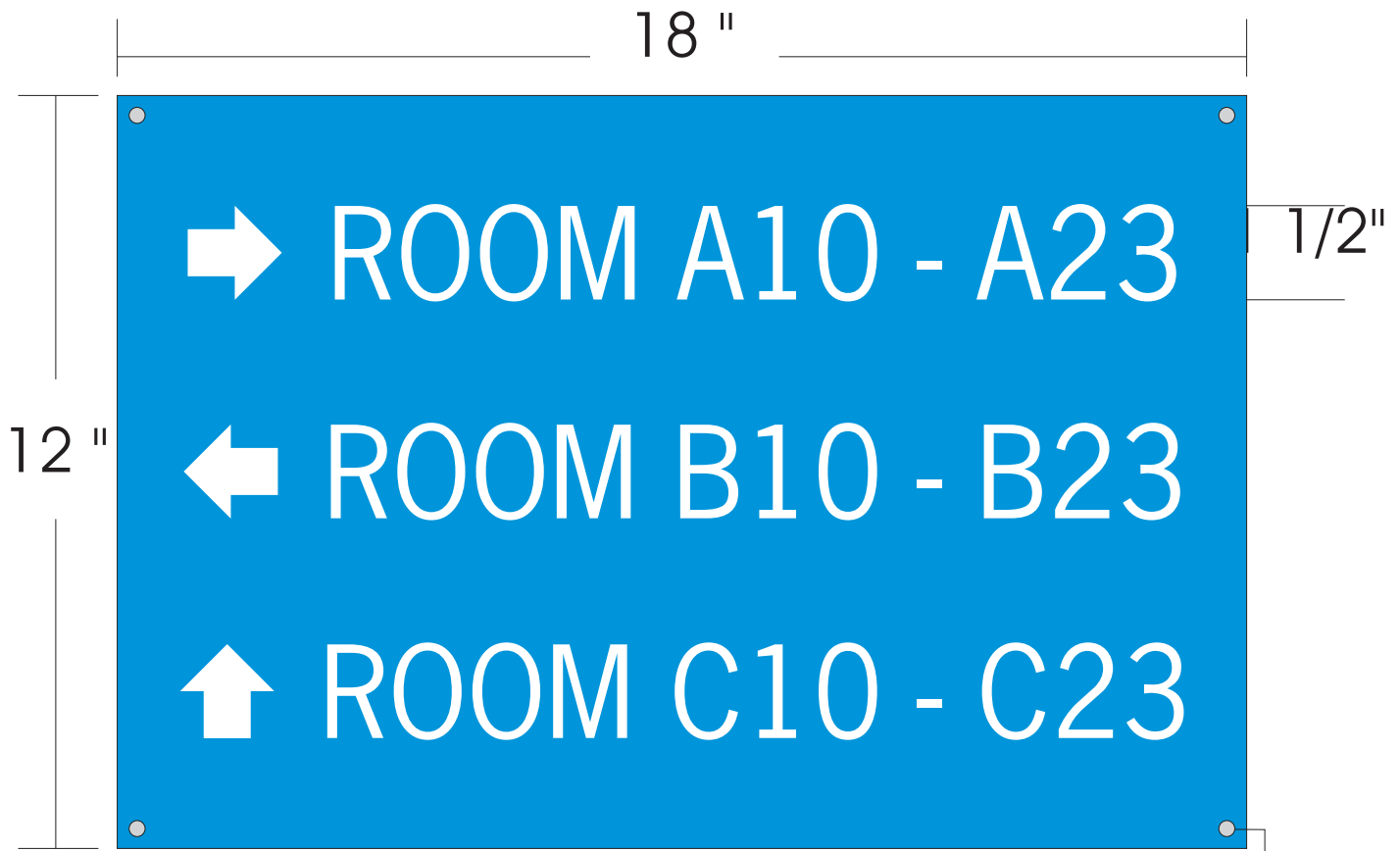
*half*

**DATE**

*07.01.10*

**A.D.A. TACTILE SIGNAGE CO.**

*Drawn by: JPB*

**SIGN TYPE G - Typical Directional**

#8 Hole typ.

.040" stainless steel with White Screen  
Printing on Epoxy Powder Coat.

**Mounting:** (4) tamper resistant screws  
& VHB 3M adhesive.

**DESCRIPTION**

*ADA Tactile Restroom Signs*

**COLORS**

*Bkgd: Blue/White*

*Graphics: Blue/White*

**Scale**


*half*

**DATE**

*07.01.10*

**A.D.A. TACTILE SIGNAGE CO.**

*Drawn by: JPB*

**SIGN TYPE H - ADA Permanent Area ID**

.040" stainless steel, 1/16" radius corners die-cut w/ burr side down. Embossed graphics, raised min. 1/32", embossed domed California grade 2 braille min. 1/40". Epoxy powder coated blue background w/ white graphic.

**Mounting:** (4) tamper resistant screws & VHB 3M adhesive.

No holes for glass mounting

**DESCRIPTION**

*Area of Refuge Sign*

**COLORS**

*Bkgd: Blue*

*Graphics: White*

**Scale**

**Full**

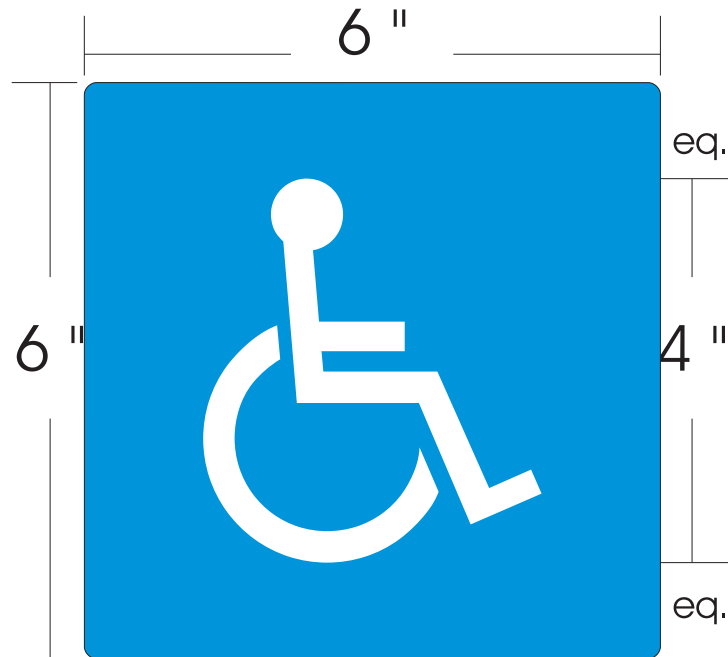
**DATE**

07.01.10

**A.D.A. TACTILE SIGNAGE CO.**

*Drawn by: JPB*



**SIGN TYPE K - Accessible**

.040" stainless steel with White Screen  
Printing on Epoxy Powder Coat..

**DESCRIPTION**

*Building Entrance Sign*

**COLORS**

*Bkgd: Blue*

*Graphics: White*

**Scale**

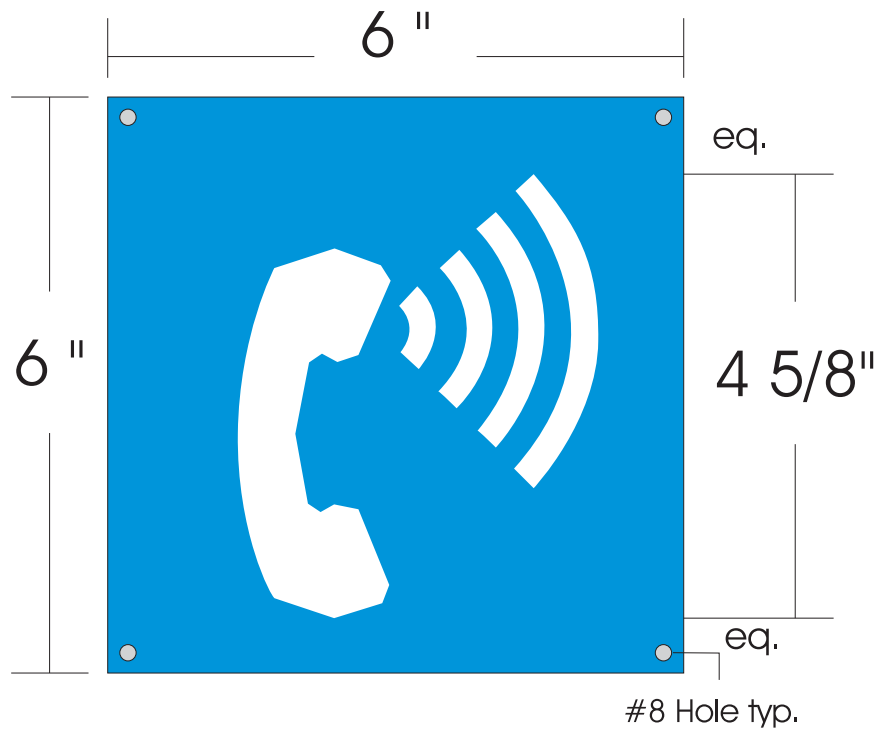
**half**

**DATE**

07.01.10

**A.D.A. TACTILE SIGNAGE CO.**

*Drawn by: JPB*



### **SIGN TYPE L - Volume Control Phone Sign**

.040" stainless steel with applied paint  
and White Screen Printed copy.  
Epoxy Powder Coat background.

**Mounting:** (4) tamper resistant screws  
& VHB 3M adhesive.

### **DESCRIPTION**

*Various Information Signs*

### **COLORS**

*Bkgd: Blue*

*Graphics: White*

### **Scale**

*half*

### **DATE**

*07.01.10*

**A.D.A. TACTILE SIGNAGE CO.**

*Drawn by: JPB*

**SIGN TYPE M - Assistive Listening Sign**

.040" stainless steel with applied paint  
and Screen Printed copy.  
Epoxy Powder Coat background.

**Mounting:** (4) tamper resistant screws  
& VHB 3M adhesive.

**DESCRIPTION**

*Various Information Signs*

**COLORS**

*Bkgd: TBD*

*Graphics: TBD*

**Scale**

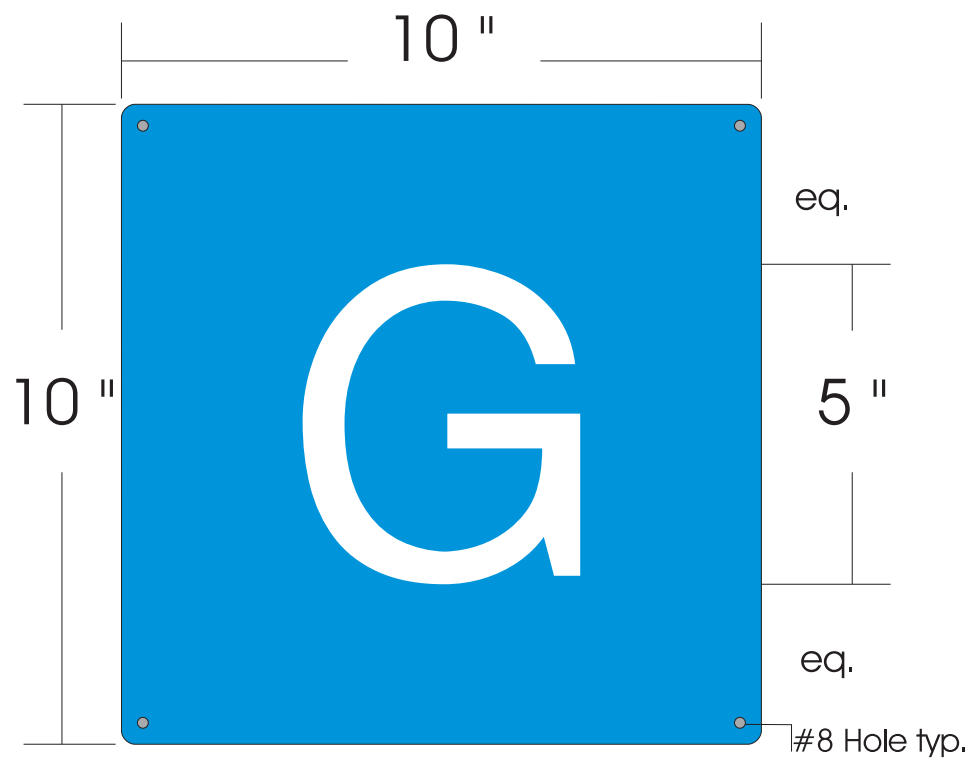
*half*

**DATE**

*07.01.10*

**A.D.A. TACTILE SIGNAGE CO.**

*Drawn by: JPB*

**SIGN TYPE N - Unit ID**

.040" Stainless Steel panel with Screen Printed graphics and Powder Coat background.

**Mounting:** (4) tamper resistant screws & VHB 3M adhesive.

**DESCRIPTION**

*Unit ID Signs*

**COLORS**

*Bkgd: Blue Reflective*

*Graphics: White Reflective*

**Scale**

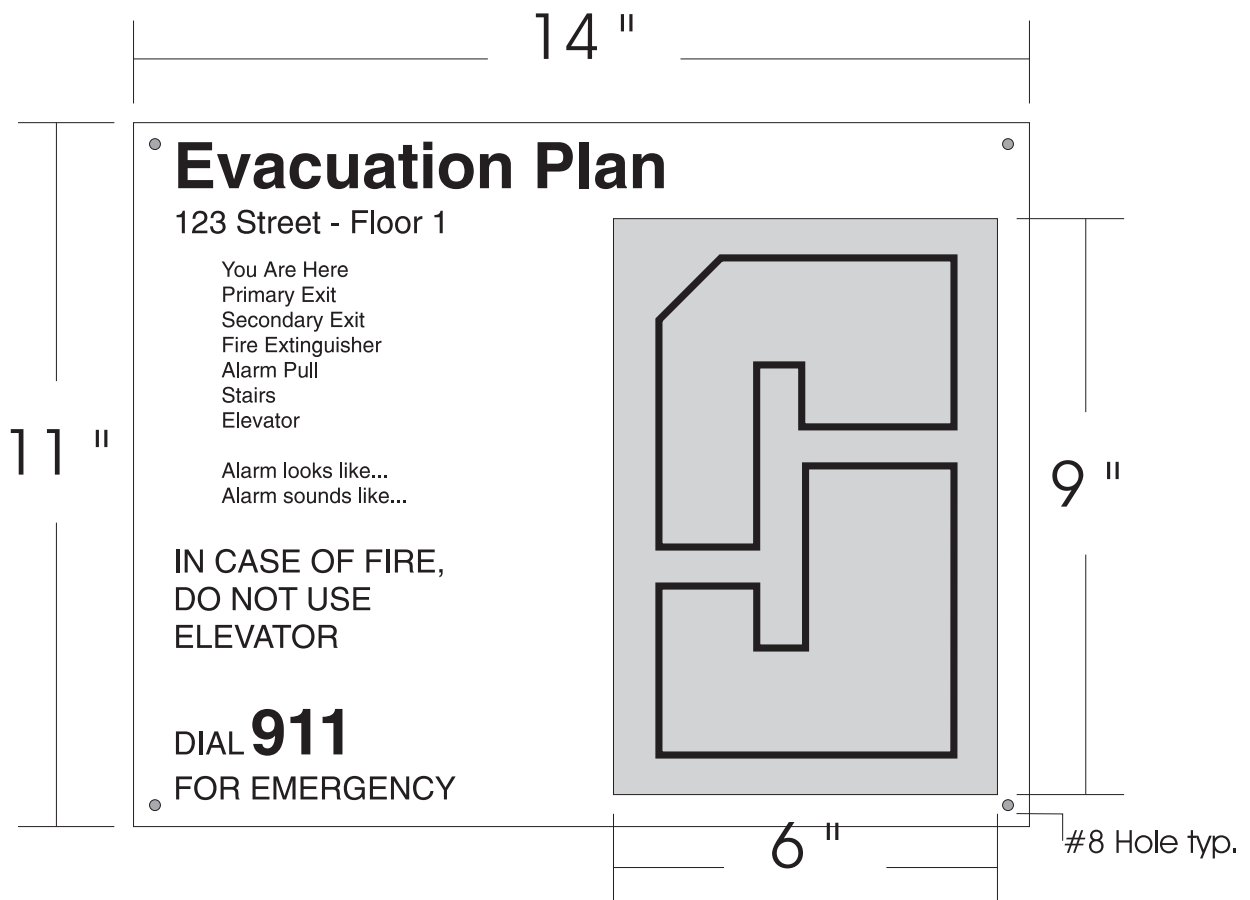
33.33%

**DATE**

07.01.10

**A.D.A. TACTILE SIGNAGE CO.**

*Drawn by: JPB*

**SIGN TYPE O - Emergency Evacuation Plan**

.040" stainless steel with applied paint and screen copy, and .060 non glare plastic cover. Epoxy powder background on stainless.

Evac map to be 6 x 9 thermal print inlay.

**Mounting:** (4) tamper resistant screws & VHB 3M adhesive.

**DESCRIPTION**

*Emergency Evacuation Plan*

**COLORS**

*Bkgd: White*

*Graphics: TBD*

**Scale**

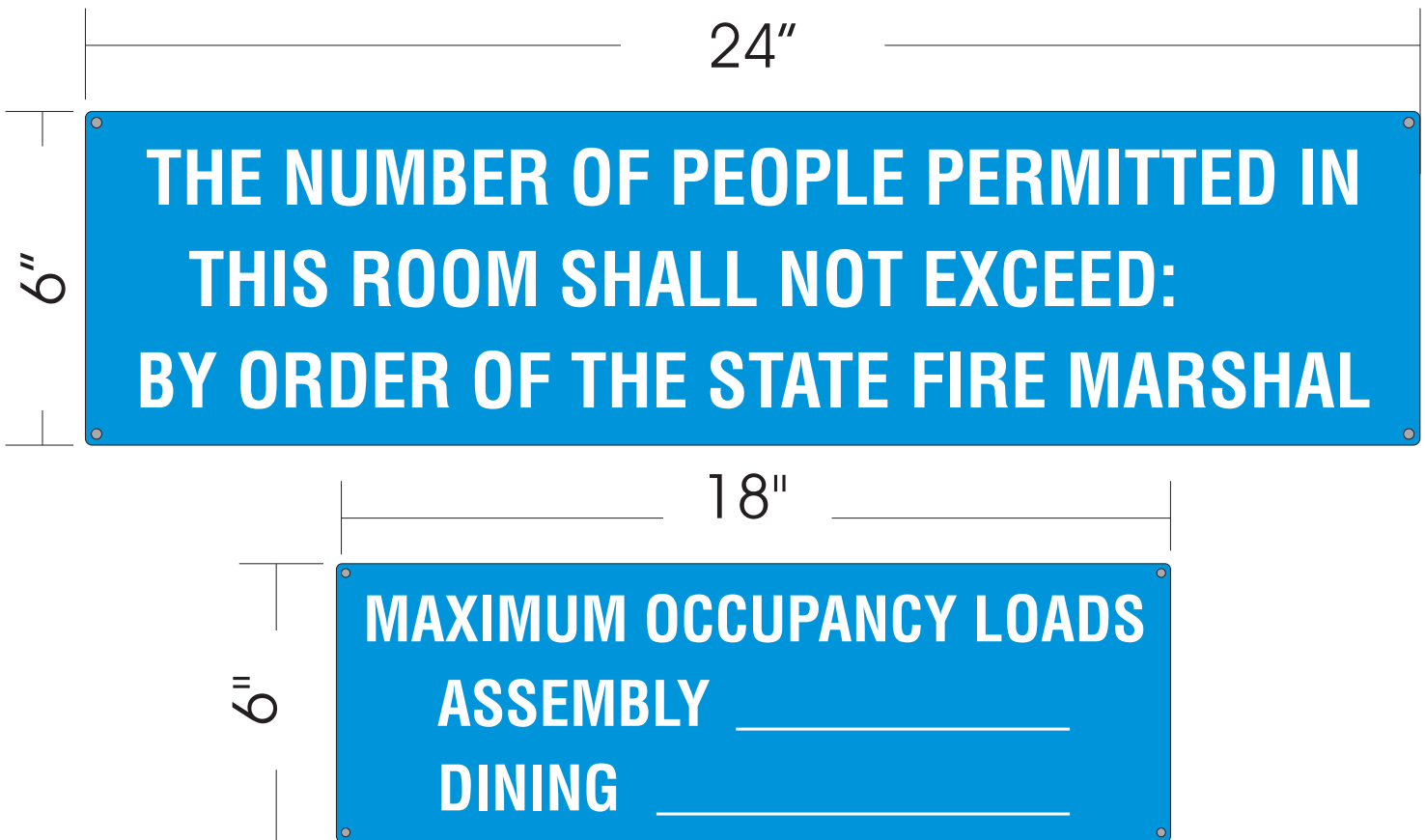
33.33%

**DATE**

07.01.10

**A.D.A. TACTILE SIGNAGE CO.**

*Drawn by: JPB*

**SIGN TYPE P - MAXIMUM OCCUPANCY**

.040" stainless steel with applied paint  
and White Screen Printed text.  
Powder Coat background.

**Mounting:** (4) tamper resistant screws  
& VHB 3M adhesive.

**DESCRIPTION**

*ADA Tactile Restroom Signs*

**COLORS**

*Bkgd: Blue/White  
Graphics: Blue/White*

**Scale**

*half*

**DATE**

*07.01.10*

**A.D.A. TACTILE SIGNAGE CO.**

*Drawn by: JPB*