

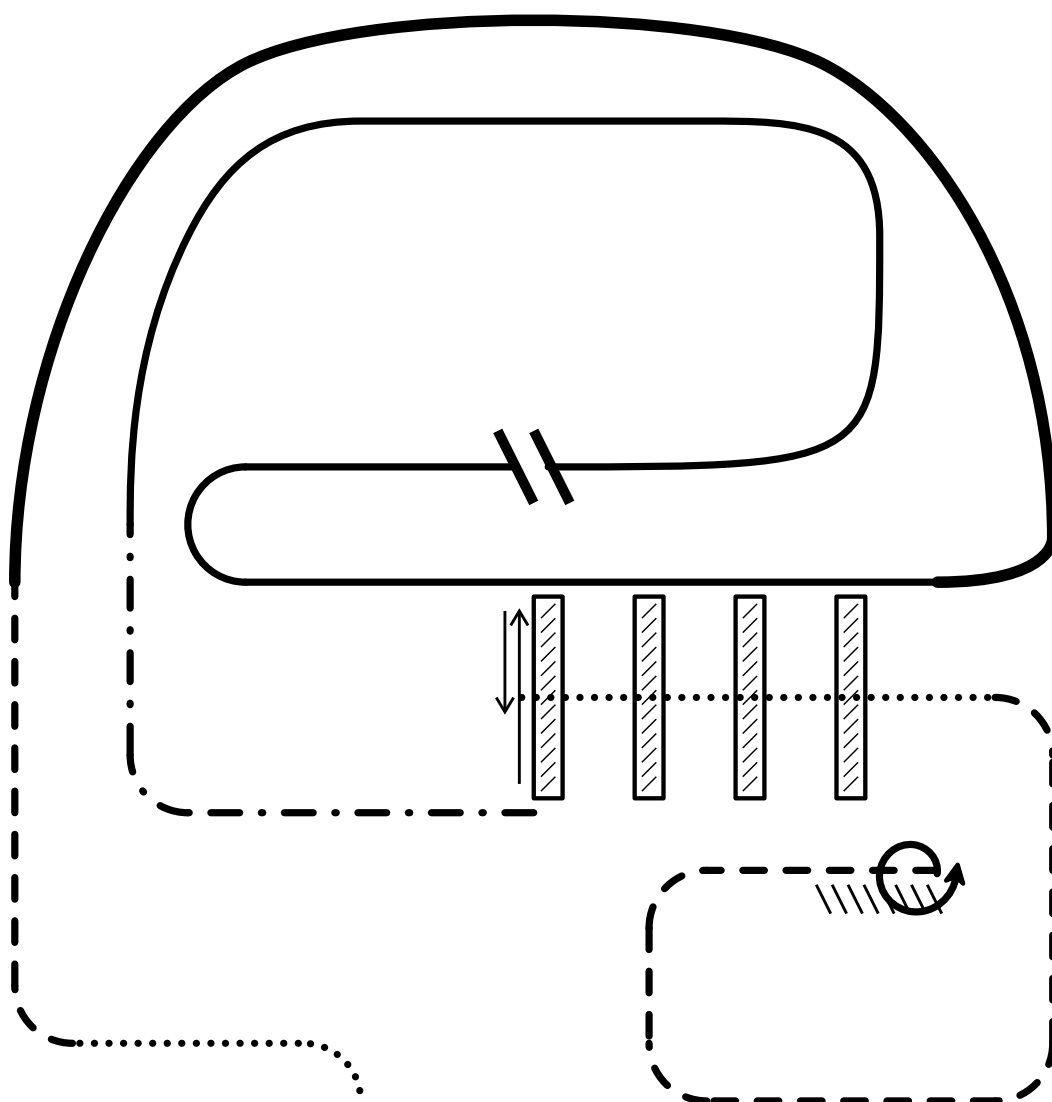
Ranch Riding

Age Divisions

Show: Combining Colors

Date: Sep 3, 2021

11. ABO 18 & U Ranch Riding
12. ABO 19 & O Ranch Riding
13/13a PtHA/APHA Ranch Riding
14/14a PtHA/APHA Am Ranch Riding
15/15a PtHA/APHA Solid Ranch Riding



1. Walk
2. Trot
3. Extended lope; right lead
4. Lope right lead
5. Change leads (simple or flying)
6. Lope left lead
7. Extended trot
8. Stop, sidepass left, sidepass right 1/2 way
9. Walk over logs
10. Trot square
11. Stop, 360° turn left, back

Generated from Equiscribe for iOS
Scan the code to see your results as they are posted

Trail

Age Divisions _____

Show: Combining Colors

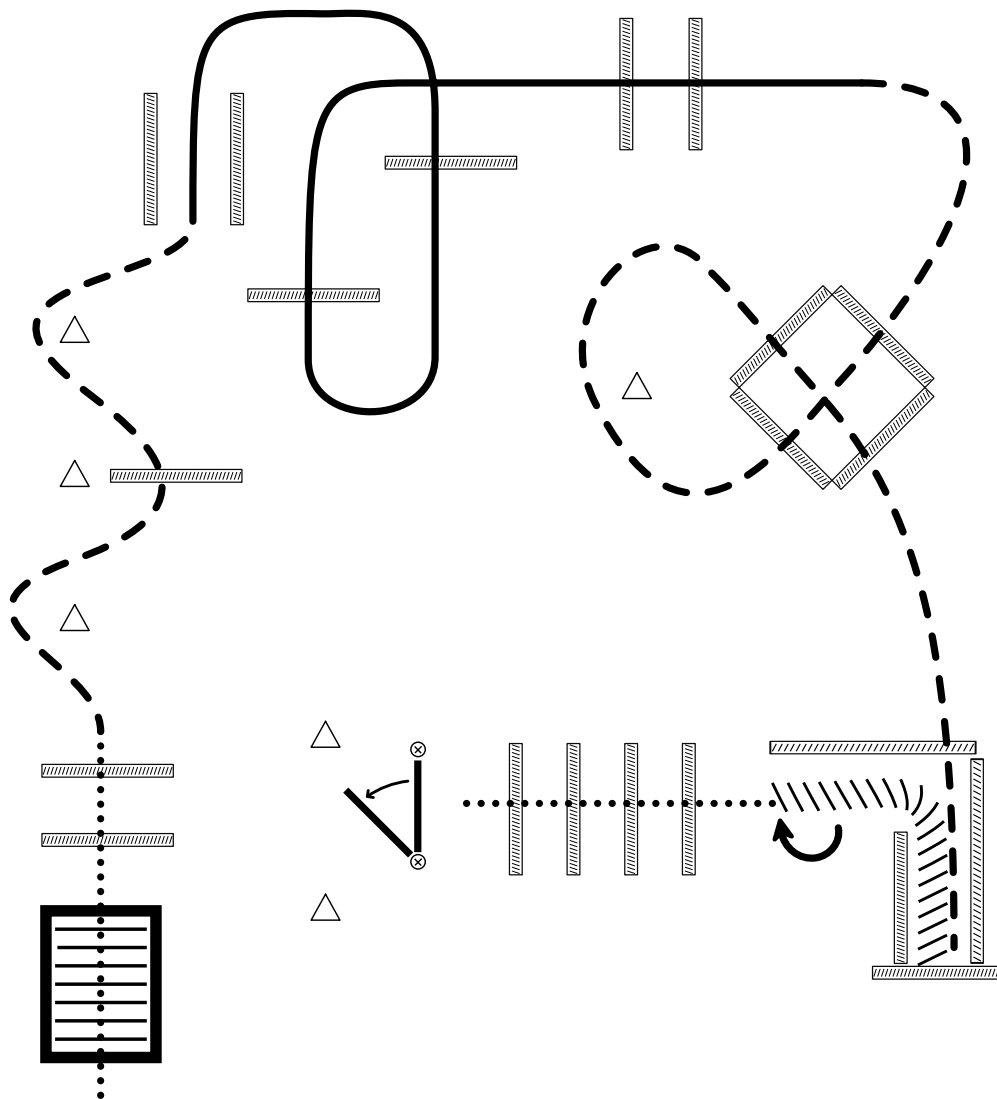
Date: Sep 3, 2021

17/17a PtHA/APHA Ranch Trail

18/18a PtHA/APHA Am Ranch Trail

19/19a PtHA/APHA Solid Ranch Trail

20 ABO Ranch Trail



Begin at start

1. Walk over bridge and over poles
2. Jog through serpentine and over pole
3. Lope on the right lead over poles
4. Jog through box and into chute
5. Back L
6. Turn 180 and walk over elevated poles
7. Walk through gate, dismount, and pick up one of horse's feet.

Generated from Equiscribe for iOS
Scan the code to see your results as they are posted

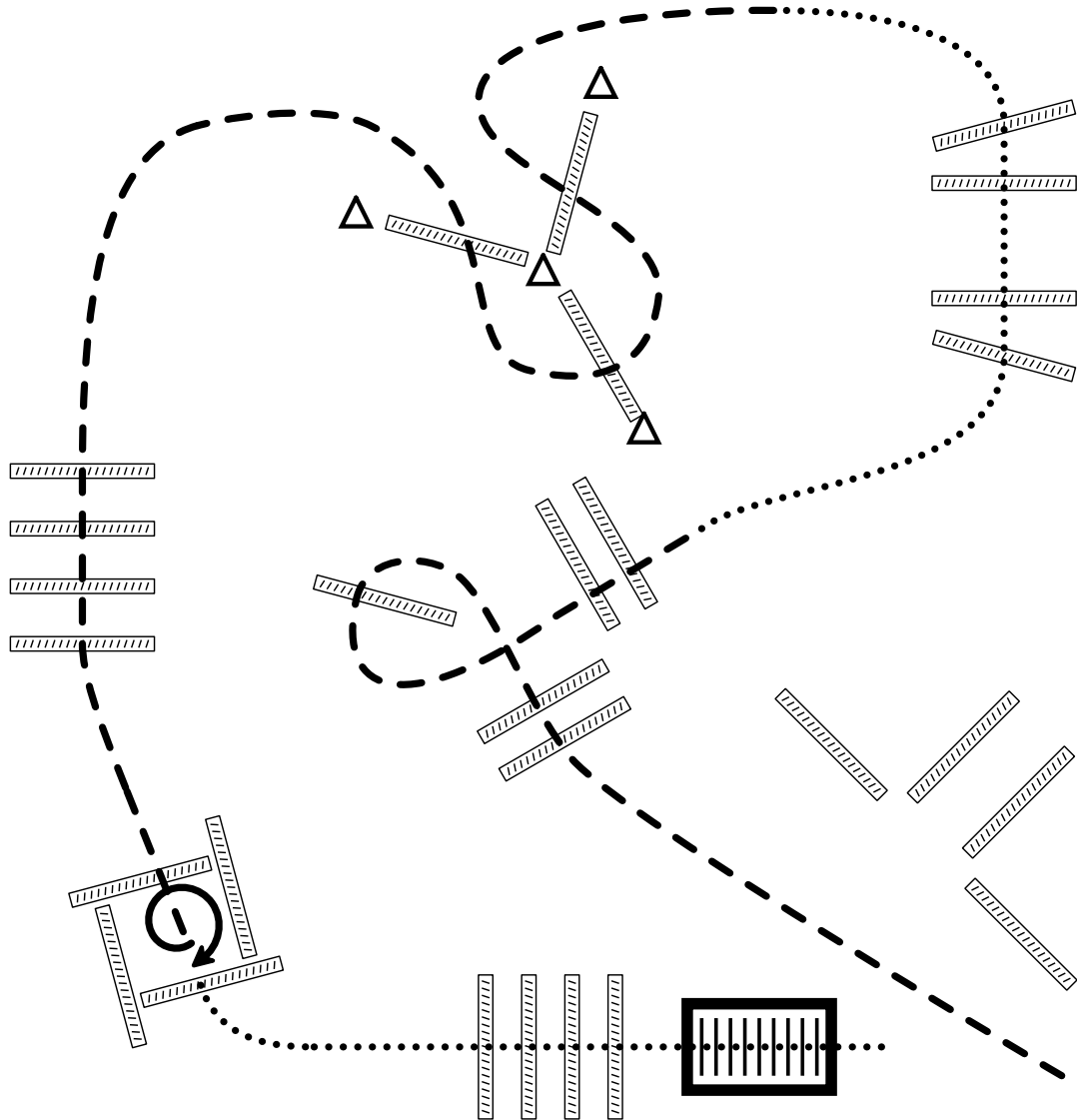
Trail

Show: Combining Colors

Date: Sep 3, 2021

Age Divisions

- 21. ABO Yearling In-Hand Trail
- 22/22a Solid Yearling In-Hand Trail
- 23/23a PtHA/APHA Am Yearling In-Hand Trail
- 24/24a PtHA/APHA Yearling In-Hand Trail
- 25/25a PtHA/APHA Am W/T Trail
- 26/26a PtHA 10& U Youth W/T Trail
- 27 PtHA 11-18 Youth W/T Trail



1. Jog poles
2. Walk poles
3. Jog serpentine
4. Jog poles into box
5. 360° either direction, walk out
6. Walk poles and bridge

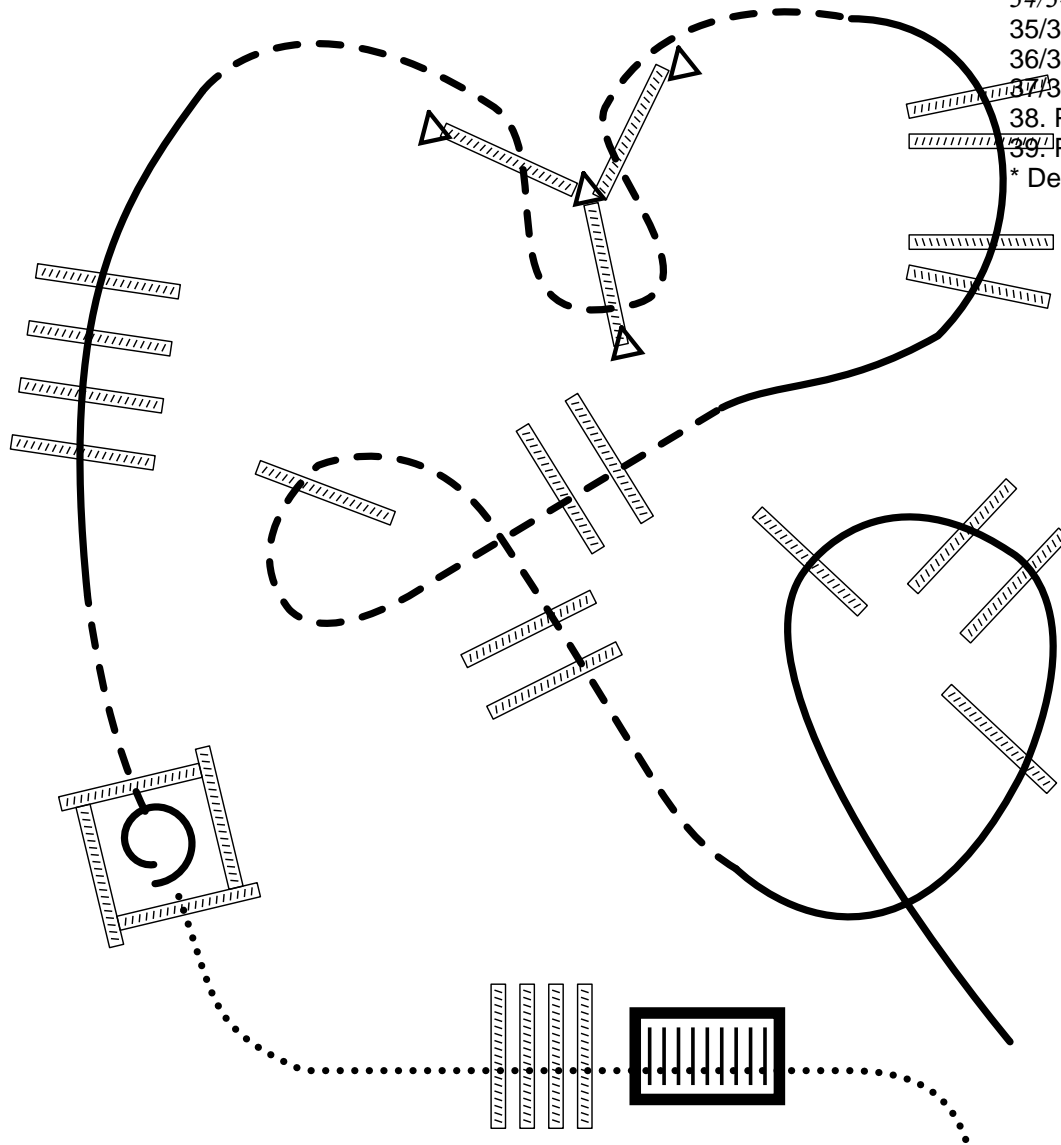
Trail

Show: Combining Colors

Date: Sep 3, 2021

Age Divisions

- 28. ABO 18 & U Trail
- 29. ABO 19 & O Trail
- 30. APHA Green Trail
- 31/31a PtHA/APHA Nov Am Trail
- 32/32a PtHA/APHA Nov Youth Trail
- 33 PtHA Youth 13 & U Trail
- 34/34a PtHA Youth 14-18/APHA
- 35/35a PtHA/APHA Am Trail *
- 36/36a PtHA/APHA Open Trail*
- 37/37a PtHA/APHA Solid Trail*
- 38. PtHA Mule Trail
- 39. PtHA Donkey Trail
- * Denotes raised poles



1. Lope right lead
2. Jog poles
3. Lope left lead
4. Jog serpentine
5. Lope left lead
6. Jog into box
7. 360° either way walk out
8. Walk poles and bridge

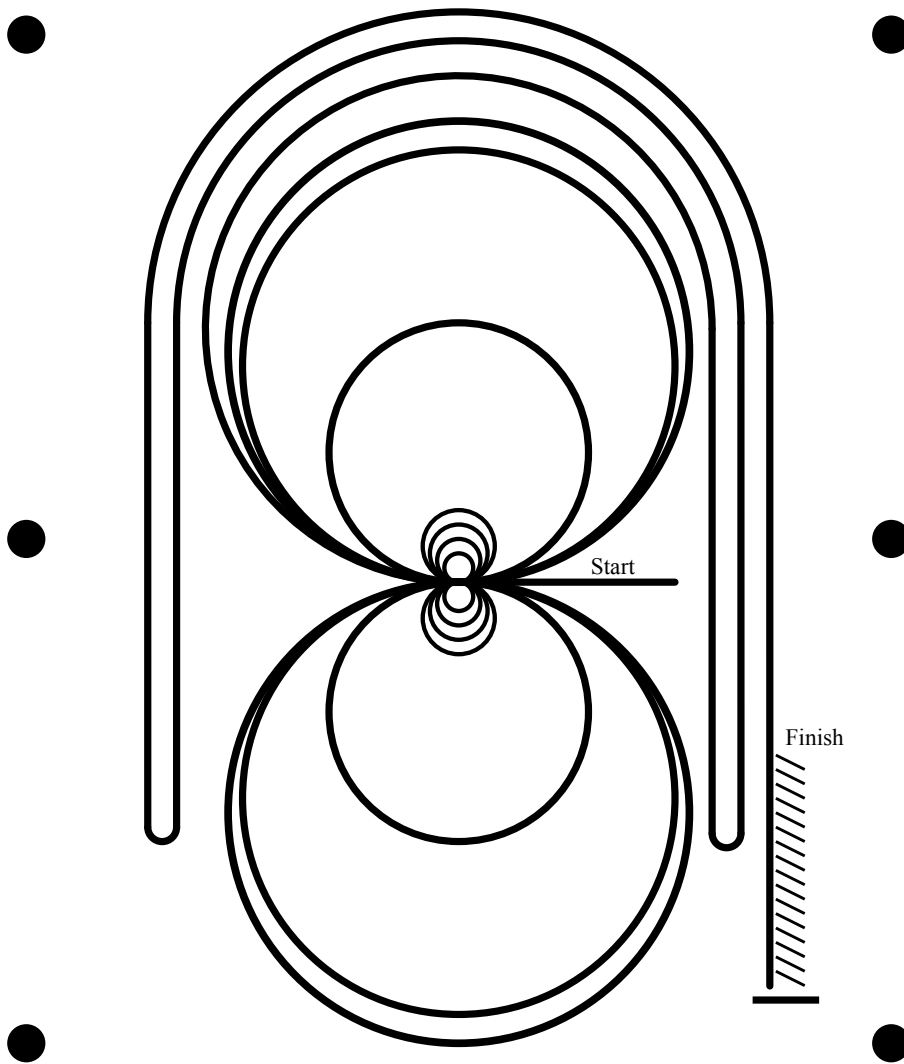
Generated from Equiscribe for iOS
Scan the code to see your results as they are posted

Reining

Age Divisions
40. ABO Reining
41/41a PtHA/APHA Reining

Show: Combining Colors

Date: Sep 3, 2021



Horse must walk or stop prior to starting pattern. Beginning at the center of the arena facing the long side.

1. Complete four spins to the left.
2. Complete four spins to the right. Hesitate.
3. Beginning on the right lead, complete three circles to the right: the first circle large and fast; the second circle small and slow; the third circle large and fast.
4. Complete three circles to the left: the first circle large and fast; the second circle small and slow; the third circle large and fast.
5. Begin a large circle to the right but do not close this circle. Run straight down the right side of the arena past the center.
6. Continue back around the previous circle but do not close this circle. Run down the left side of the arena past the center.
7. Continue back around the previous circle but do not close this circle. Run down the right side of the arena past the center.

Rider may drop bridle to the designated judge.

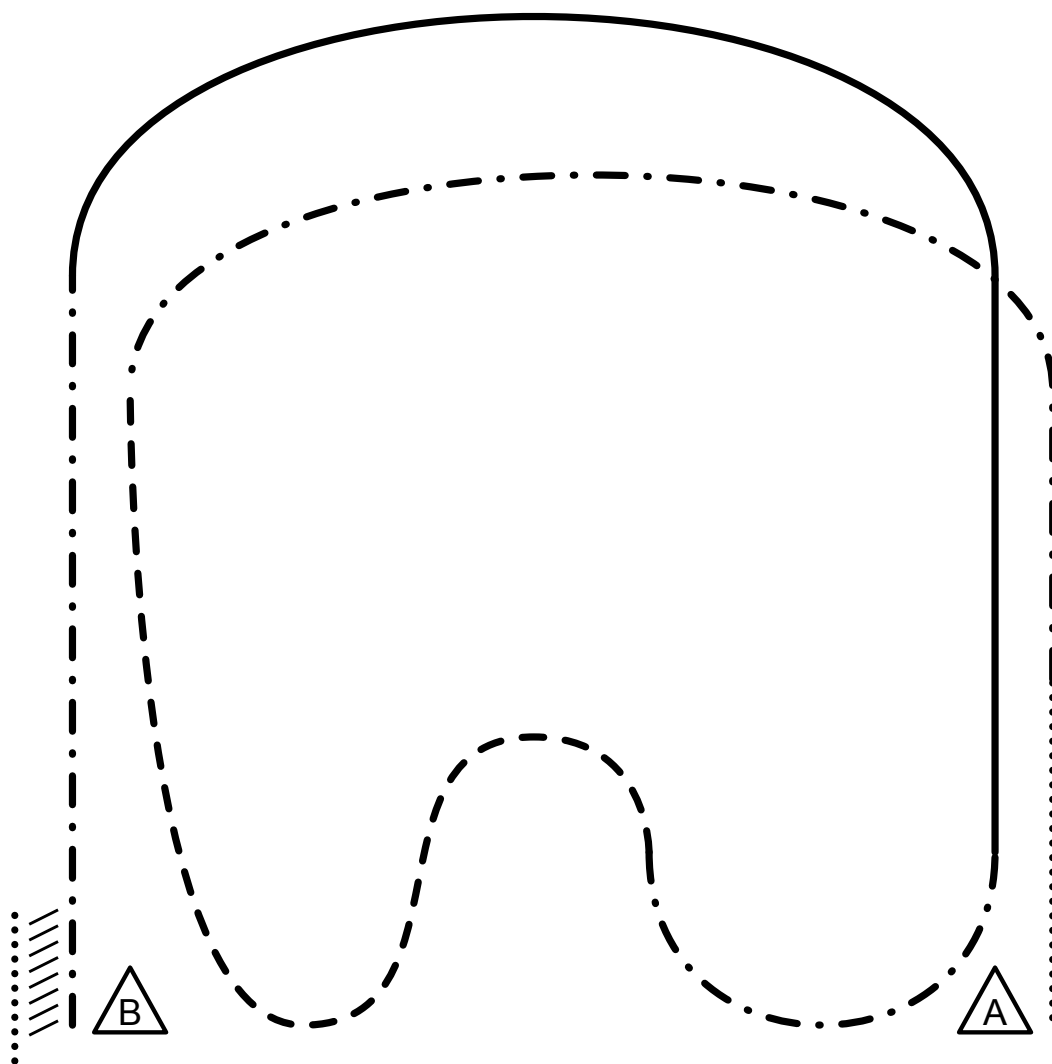
*Generated from Equiscribe for iOS
Scan the code to see your results as they are posted*

Reinsmanship

Age Division _____
92. PtHA Am Reinsmanship

Show: Combining Colors

Date: Sep 3, 2021

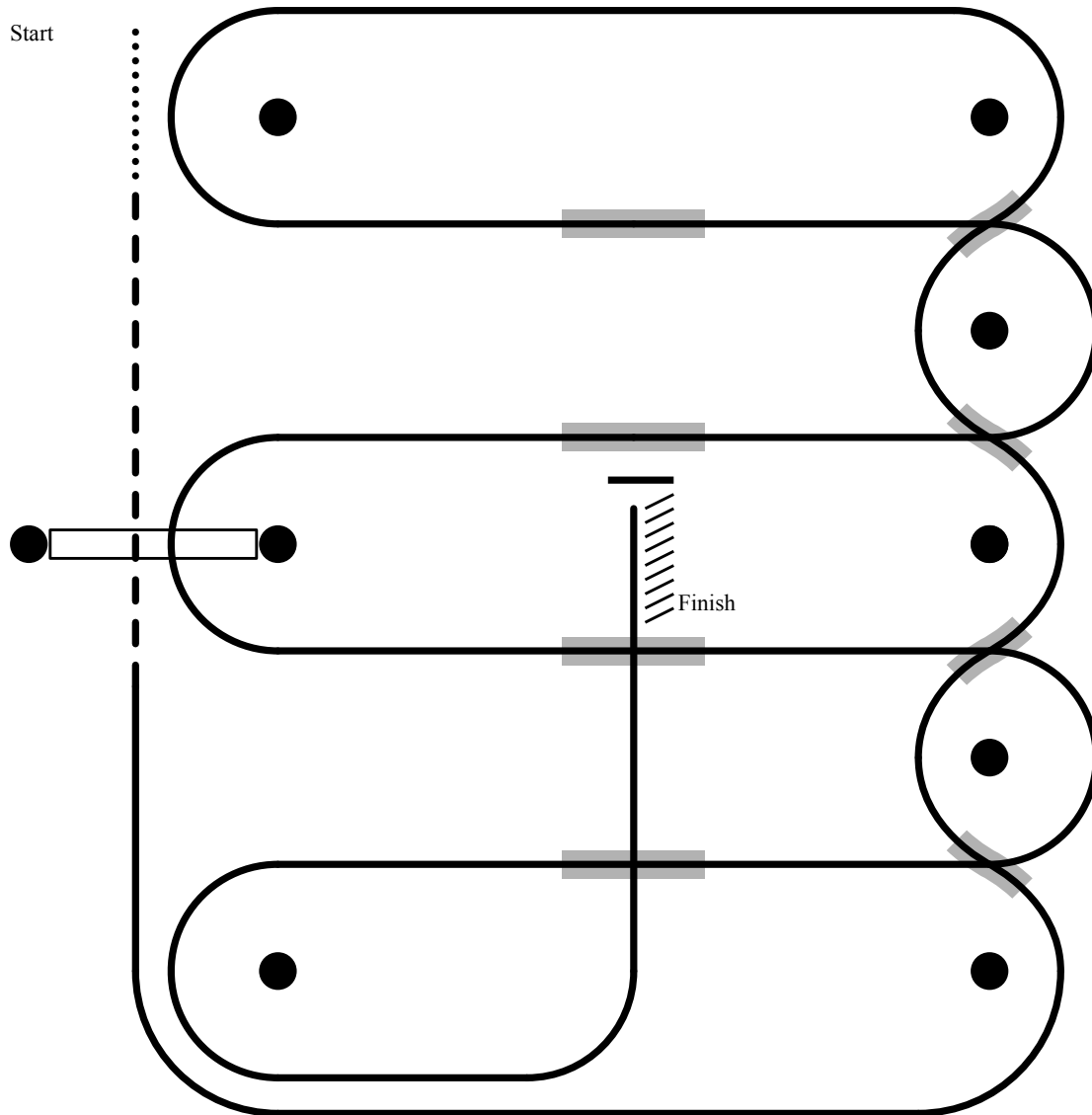


1. Walk
2. Working trot around end
3. Slow trot serpentine
4. Working trot loop
5. Strong trot around end
6. Working trot to B. Stop
7. Back 4-6 steps
8. Walk to exit

Western Riding

Show: Combining Colors

Date: Sep 3, 2021



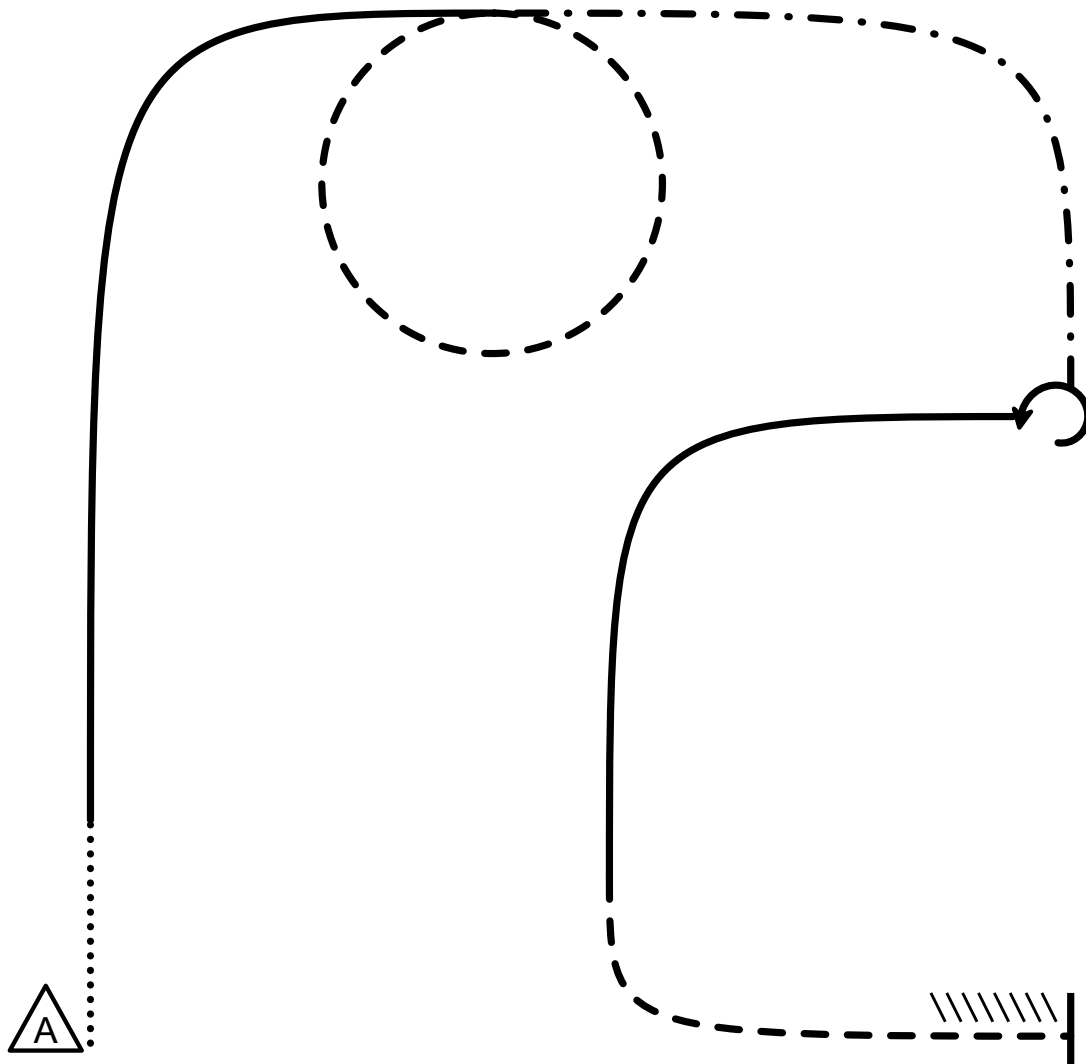
1. Walk at least 15' & jog over log
2. Transition to left lead & lope around end
3. First line change
4. Second line change
5. Third line change
6. Fourth line change lope around the end of arena
7. First crossing change
8. Second crossing change
9. Lope over log
10. Third crossing change
11. Fourth crossing change
12. Lope up the center, stop & back

Horsemanship

Age Divisions
125 ABO 18 & U Horsemanship
126 ABO 19 & O Horsemanship

Show: Combining Colors

Date: Sep 3, 2021



Be ready at the cone

1. Begin walking
2. Lope a straight line on right lead and around the corner to right
3. Jog a circle to the right
4. Extend the jog and around corner
5. Stop and perform a 3/4 turn to the left
6. Perform a left lead lope around the corner
7. Break to a jog and jog around the corner
8. Stop and back one horse length

Horsemanship

Age Divisions

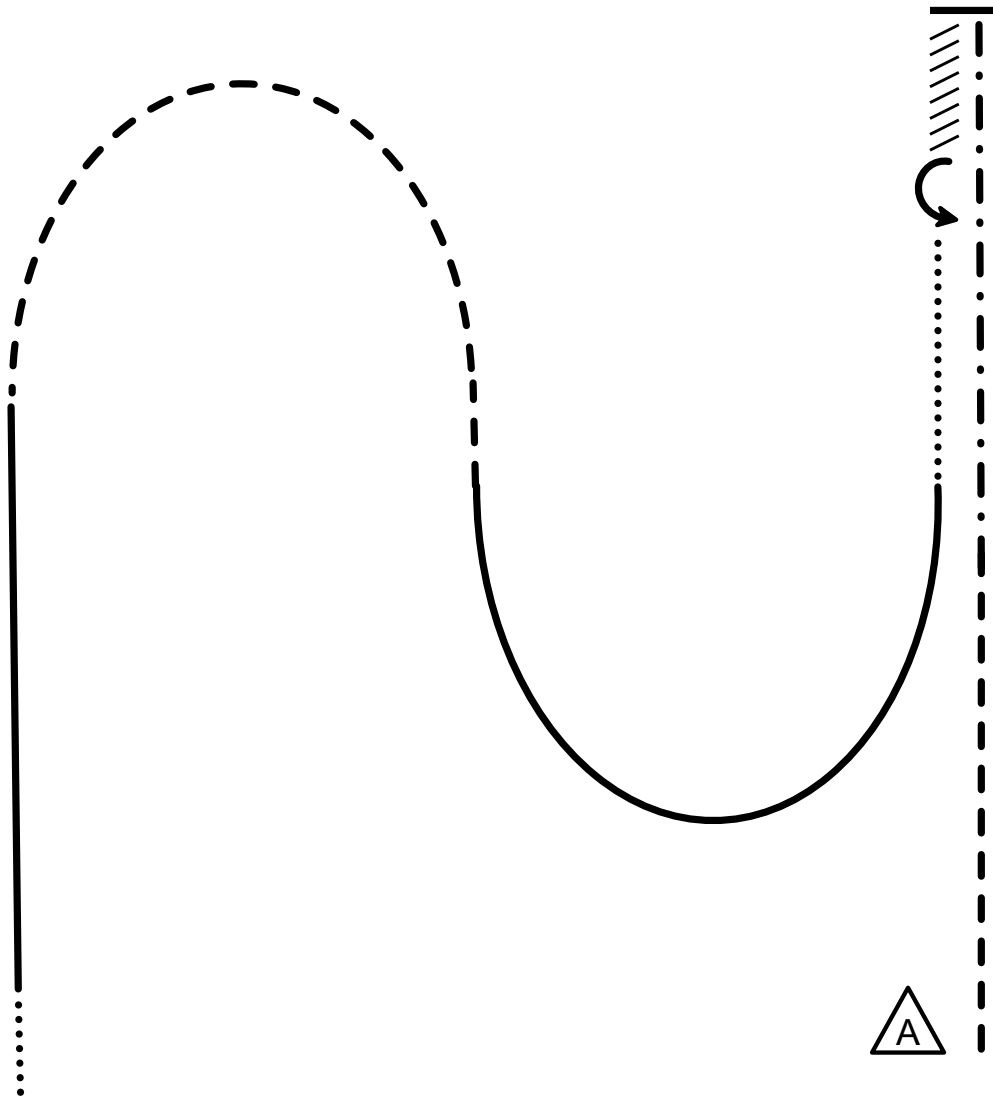
130/130a PtHA/APHA Nov Am W

131/131a PtHA/APHA Nov Youth

132/132a PtHA/APHA Youth 13 c

Show: Combining Colors

Date: Sep 3, 2021



Be ready at start cone

1. Jog, extended jog
2. Stop, back
3. Turn 180°
4. Walk
5. Lope right lead
6. Jog
7. Lope left lead
8. Walk at X

Horsemanship

Age Divisions

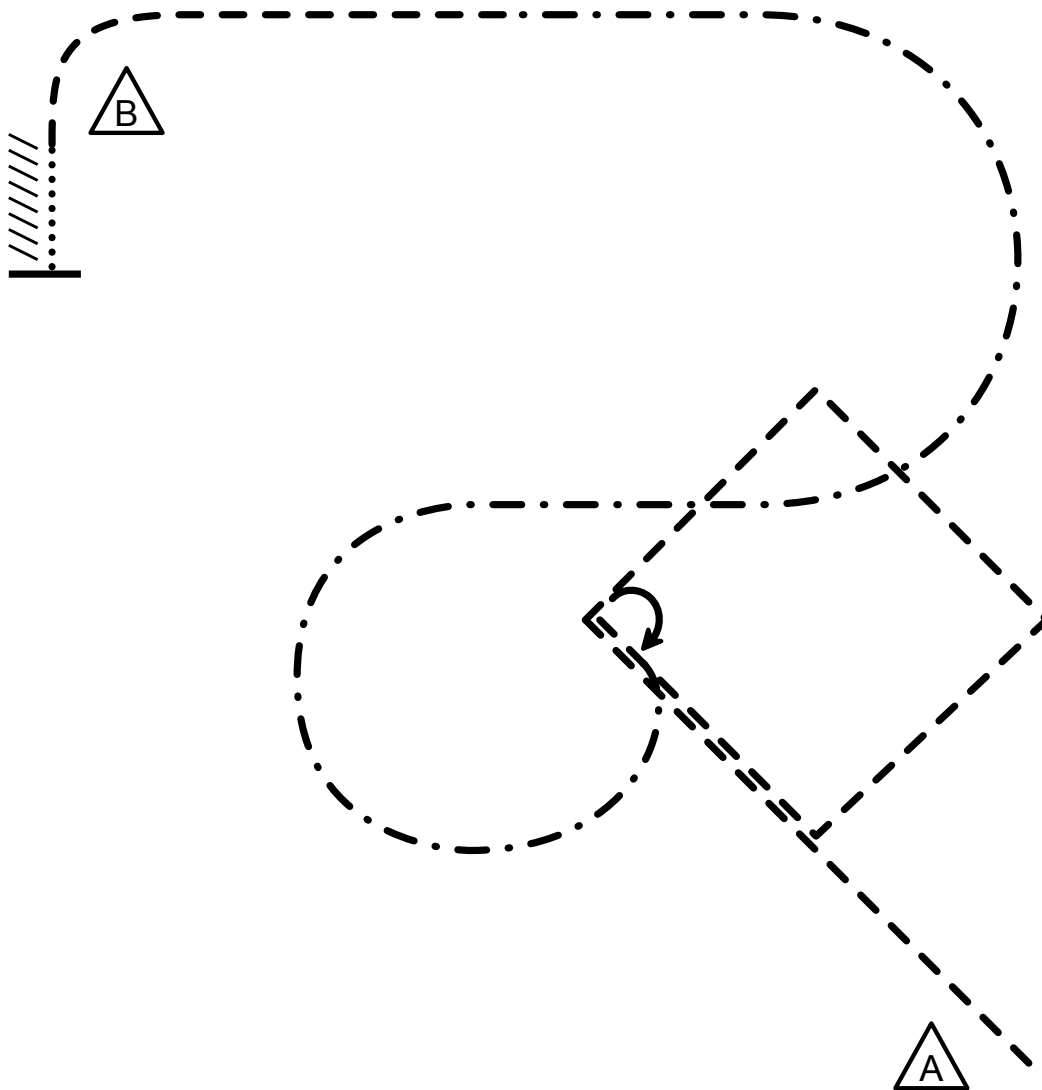
127/127a PtHA Youth 10 & U W/

128. PtHA Youth 11-18 W/T West

129/129a PtHA/APHA Am W/T W

Show: Combining Colors

Date: Sep 3, 2021



Be ready at A

1. Jog to center of pattern
2. Jog in a square as shown
3. Stop in center of pattern and perform a right rollback
4. Extended jog as shown
5. Break to the jog when 20 feet from B. Jog around B
6. Break to the walk and walk one horse length
7. Stop and back approximately one horse length
8. Exit at a walk or jog

Follow the instructions of your ring steward

*Generated from Equiscribe for iOS
Scan the code to see your results as they are posted*

Horsemanship

Age Divisions

133/133a PtHA/APHA Am Western

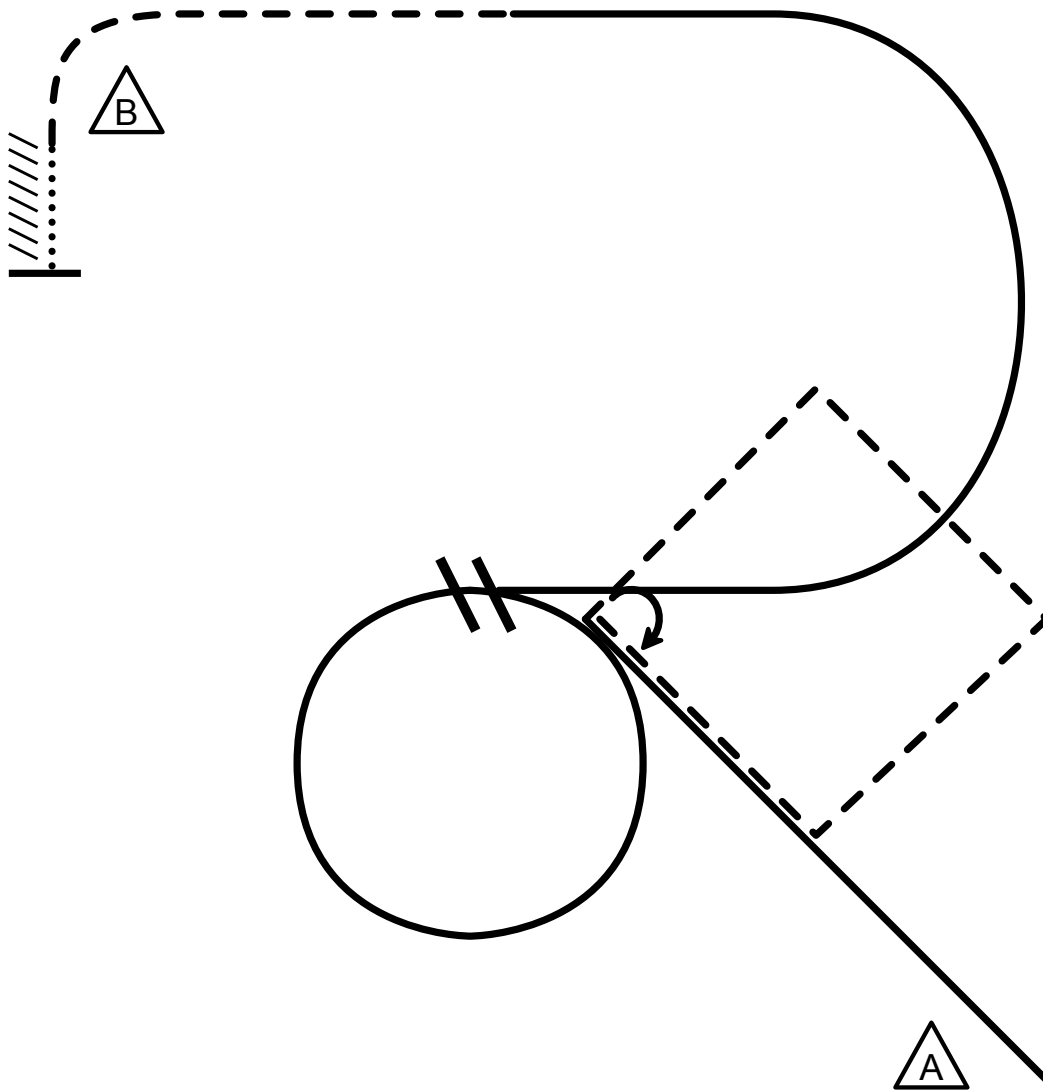
134/134a PtHA/APHA Solid Am

135/135a PtHA Youth 14-18/APHA

136/136a PtHA/APHA Youth Solid

Show: Combining Colors

Date: Sep 3, 2021



Be ready at A

1. Lope left lead to center of pattern
2. Break to a jog in a square as shown
3. Stop in center of pattern and perform a right rollback
4. Lope a right lead circle as shown
5. As you close circle, change leads (simple or flying)
6. Lope towards B as shown
7. Break to the jog when 20 feet from B. Jog around B
8. Break to the walk and walk one horse length
9. Stop and back approximately one horse length
10. Exit at a walk or jog

Follow the instructions of your ring steward

*Generated from Equiscribe for iOS
Scan the code to see your results as they are posted*

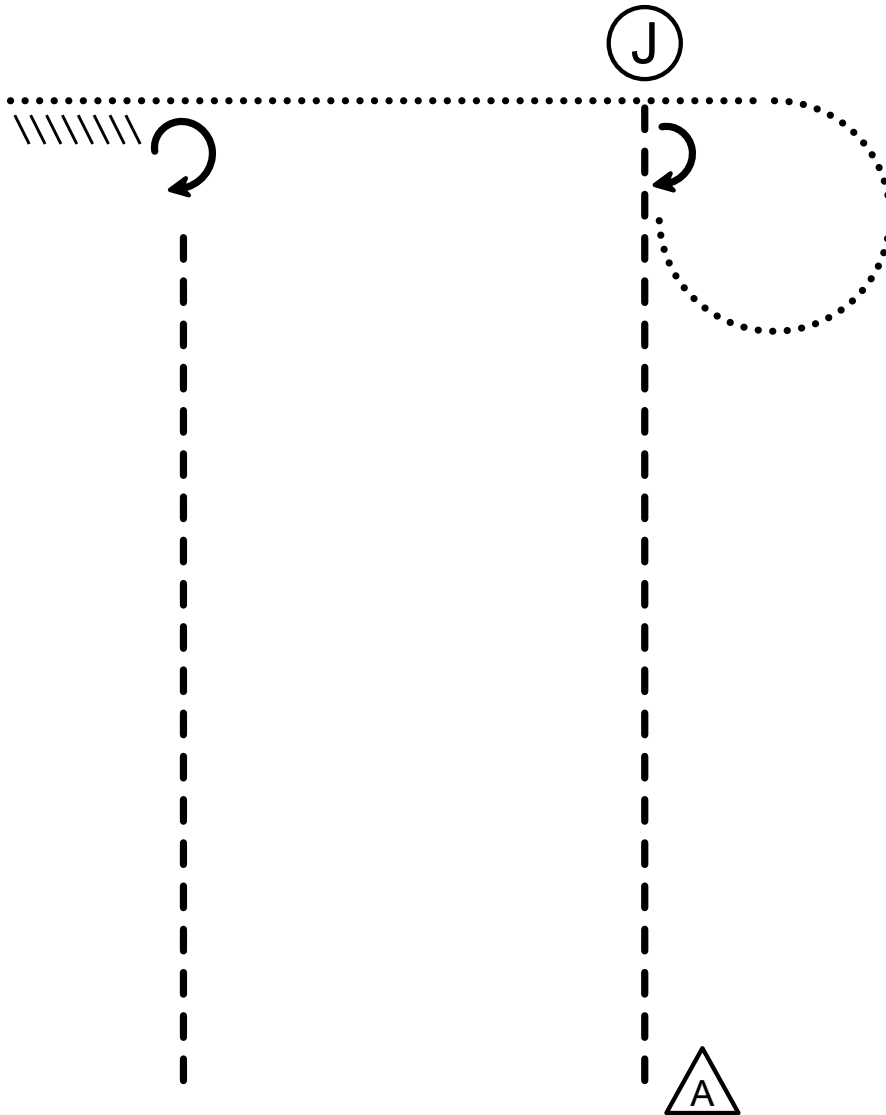
Showmanship

Show: Combining Colors

Date: Sep 3, 2021

Age Divisions

144/144a PtHA Youth W/T 10 & U
143. ABO 19 & O Western Show
147/147a PtHA/APHA Nov Am W
148/148a PtHA/APHA Nov Youth
149/149a PtHA/APHA Youth 13 &
142. ABO 18 & U Western Show
145 PtHA Youth W/T 11- 18 West



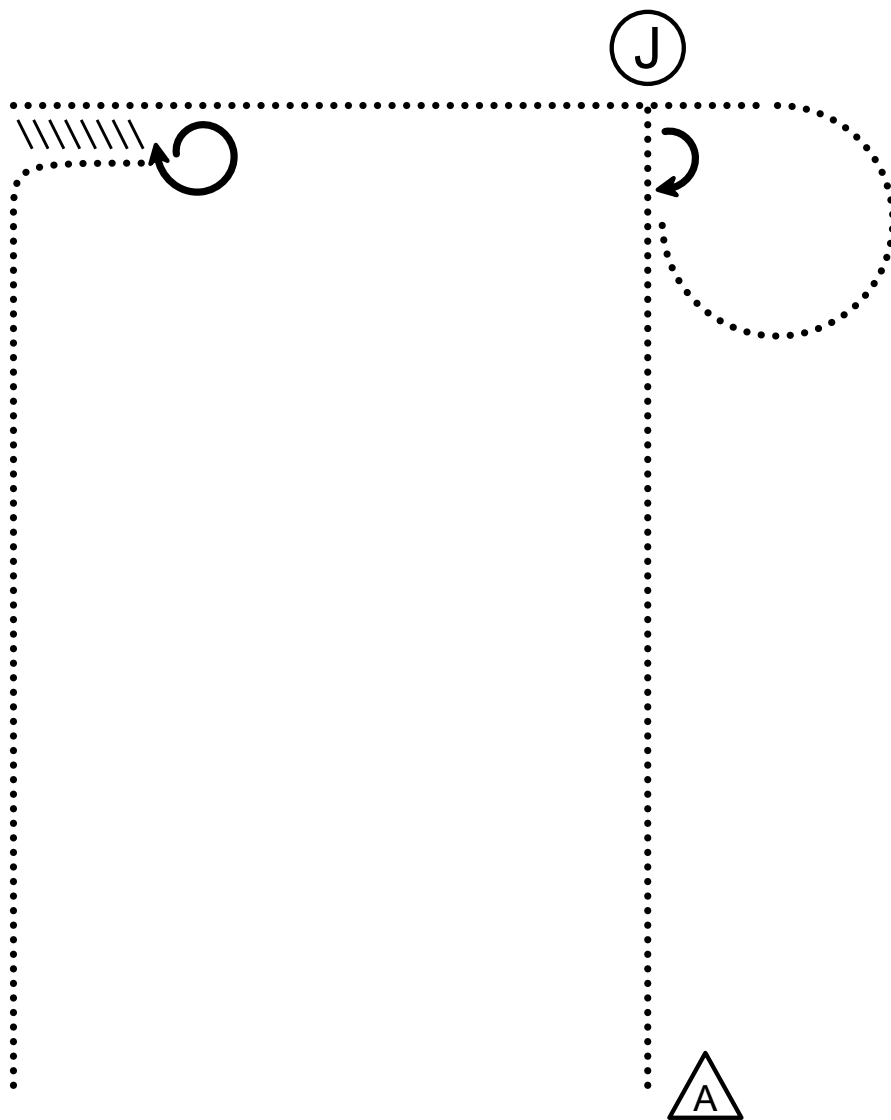
1. Start at A; Trot to judge
2. Stop, set up
3. Inspection
4. When dismissed perform a 180° turn
5. Walk, stop
6. Back, Execute a 270° turn
7. Trot to exit

Showmanship

Age Division _____
146/146a PtHA/APHA Am W/T W

Show: Combining Colors

Date: Sep 3, 2021



-
1. Start at A; Walk to judge
 2. Stop, set up
 3. Inspection
 4. When dismissed perform a 180° turn
 5. Walk, stop
 6. Back, execute a 360° turn
 7. Walk to exit

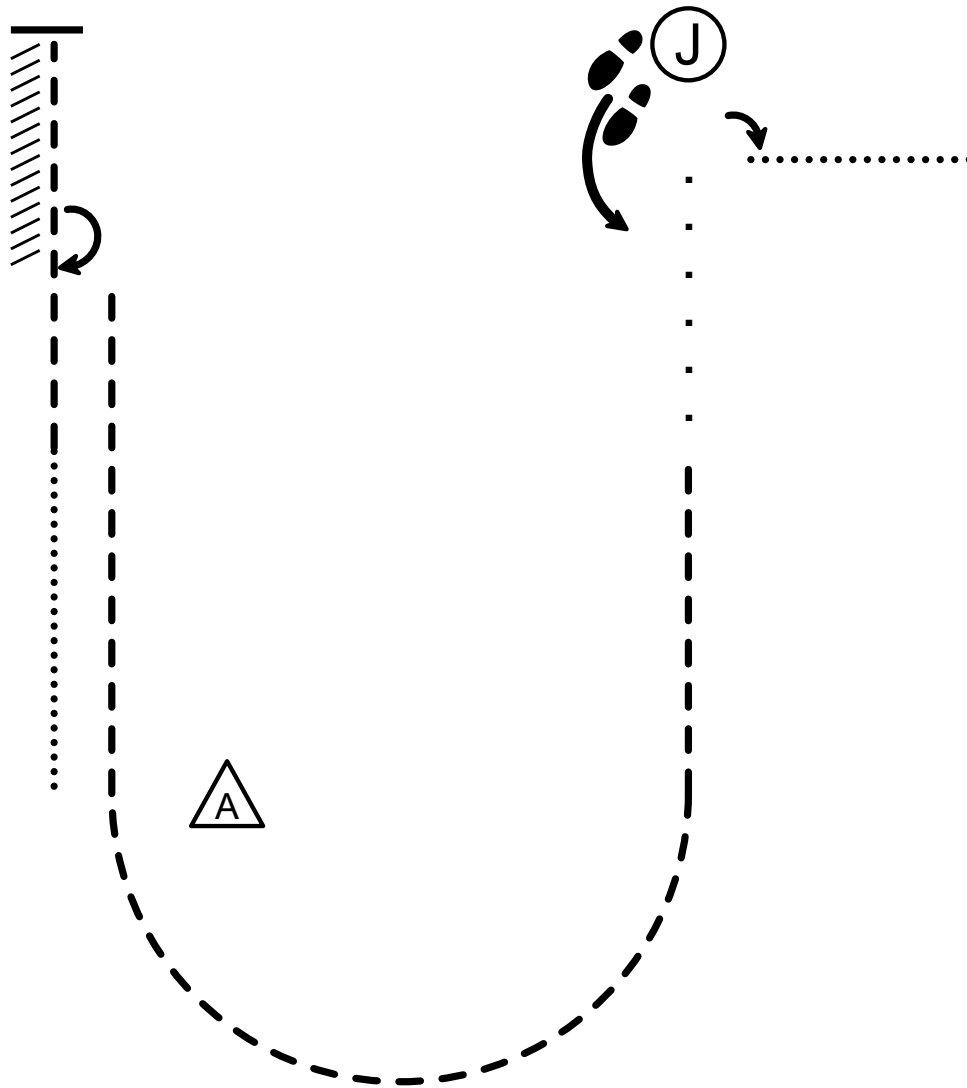
Showmanship

Age Divisions

Show: Combining Colors

Date: Sep 3, 2021

150/150a PtHA/APHA Am Solid
151/151a PtHA/APHA Youth Solid
152/152a PtHA Youth 14-18 APHA
153/153a PtHA/APHA Am Western



Be ready at A

1. Walk halfway from A to judge
2. Trot until even with judge
3. Stop and back approximately two horse lengths
4. Perform a 180° turn
5. Trot to and around A and halfway to judge
6. Walk to judge Stop and set up
7. for inspection
8. When dismissed, perform a 90° turn
9. Walk straight away from judge

Follow the instructions of your ring steward

*Generated from Equiscribe for iOS
Scan the code to see your results as they are posted*

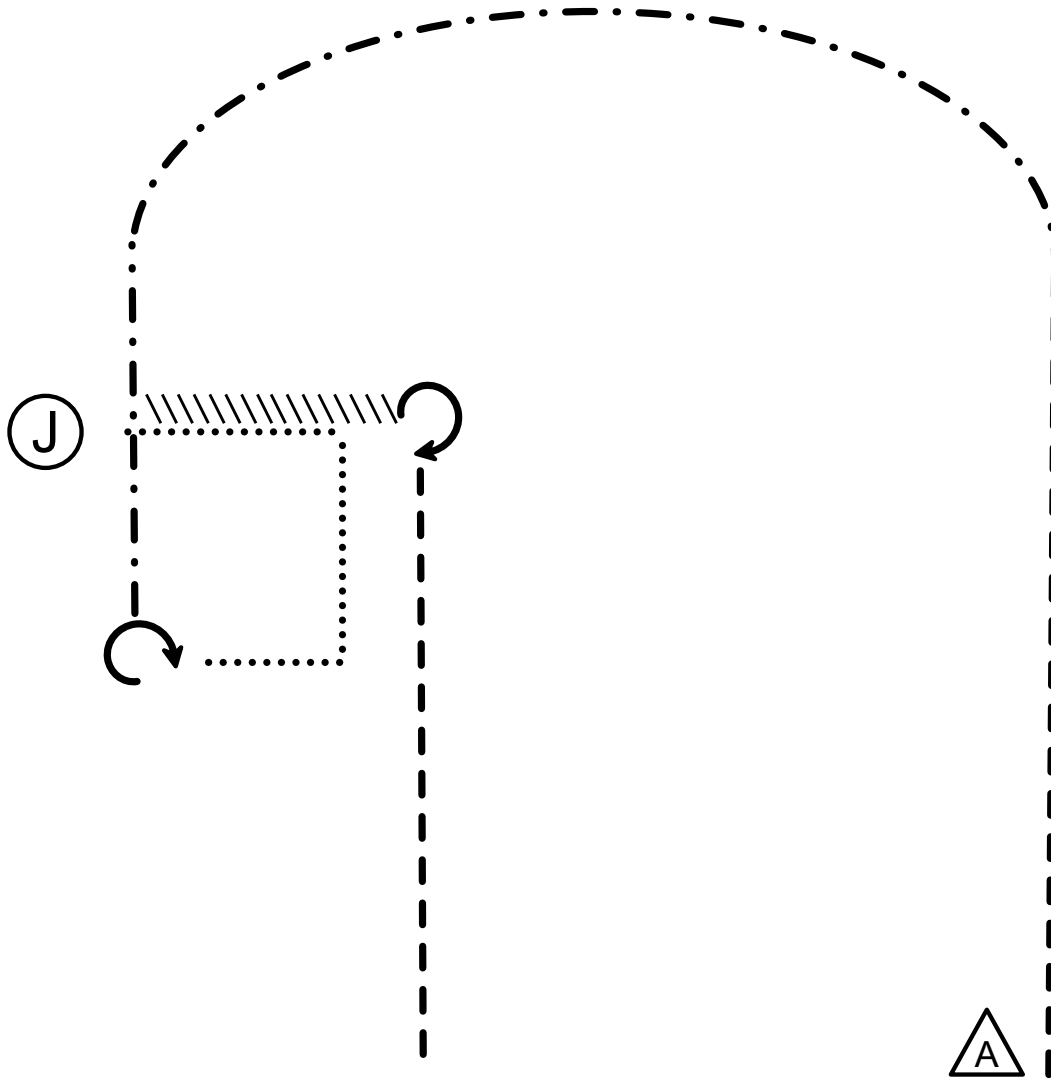
Showmanship

Age Divisions _____

154. ABO 18 & U English Showman
155. ABO 19 & O English Showman

Show: Combining Colors

Date: Sep 3, 2021



Be ready at start cone

1. Trot
2. Extended trot
3. Turn 270°
4. Walk to judge
5. Set up
6. Inspection
7. Back at least one horse length
8. Turn 270°
9. Trot to exit

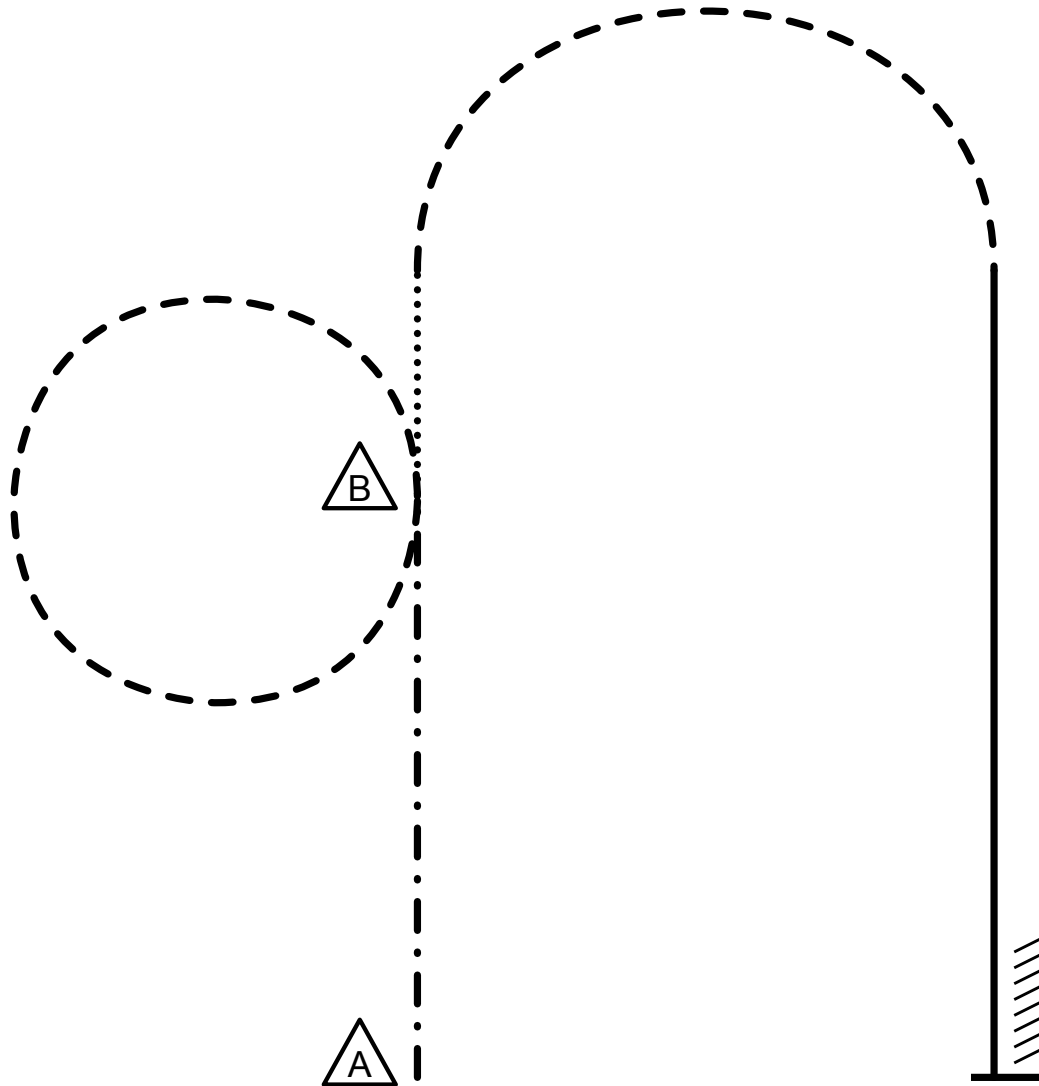
English Equitation

Show: Combining Colors

Date: Sep 3, 2021

Age Divisions

178. ABO 18 & U English EQ
179. ABO 19 & O English EQ
183/183a PtHA/APHA Nov Am E
184/184a PtHA/APHA Nov Youth
185/185a PtHA/APHA Am Solid
186/186a PtHA/APHA Am Englis
187/187a PtHA/APHA Youth 13 c



Pattern design by NULL

Be ready at A

1. Sitting trot from A to B
2. Perform a circle around B at the posting trot on the right diagonal
3. Close the circle and break to walk, approximately 3-5 steps
4. Posting trot half the circle on the left diagonal
5. Canter right lead in a straight line until even with A
6. At A, halt and back one horse length

Follow the instructions of your ring steward

*Generated from Equiscribe for iOS
Scan the code to see your results as they are posted*

English Equitation

Age Divisions

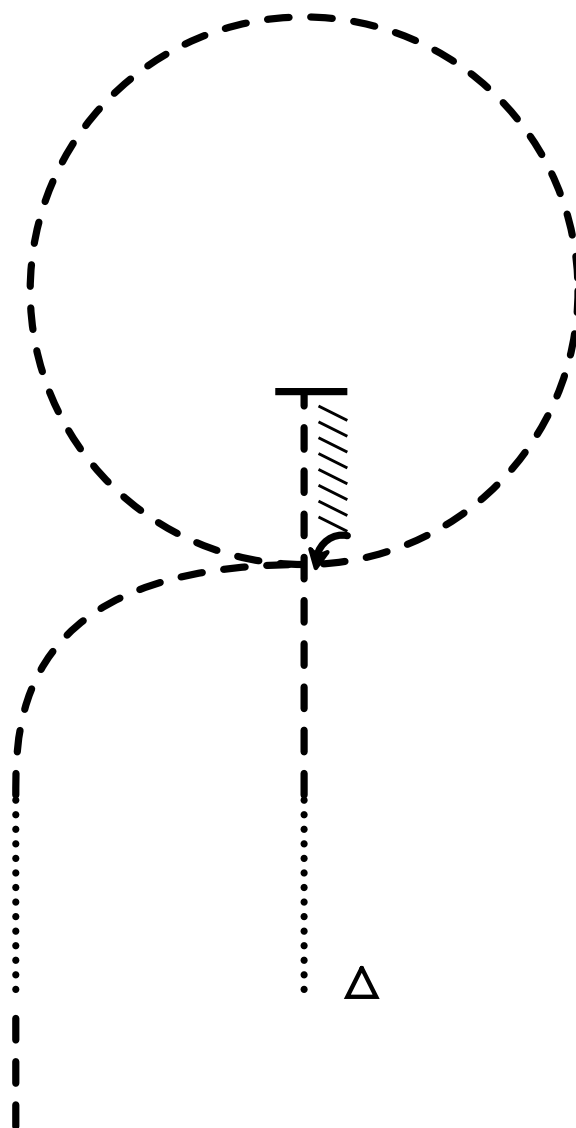
180/180a PtHA/APHA Am W/T E

181/181a PtHA/APHA Youth W/T

182 PtHA W/T 11-18 English Eq

Show: Combining Colors

Date: Sep 3, 2021



Be ready at A

1. Walk two horse lengths then posting trot on the left diagonal past the center of the arena
2. Stop and back approximately two horse lengths
3. Perform a 90° turn on the forehand to the left
4. Trot a circle on the left diagonal
5. Change diagonals then posting trot on the right diagonal then walk two horse lengths
6. Exit at a sitting trot