




Co-sponsored by:



FUZZY COLORS PAINT-O-RAMA



PATTERN BOOK

JUDGES:

- Cindy Chilton-Moore
- Rebecca Halvorson
- Eric Petersen
- Jamieson Gross

March 18-19, 2023
Lancaster Event Center
Lincoln, NE

Showmanship

Show: Fuzzy Colors

Date: Mar 18, 2023

Age Divisions

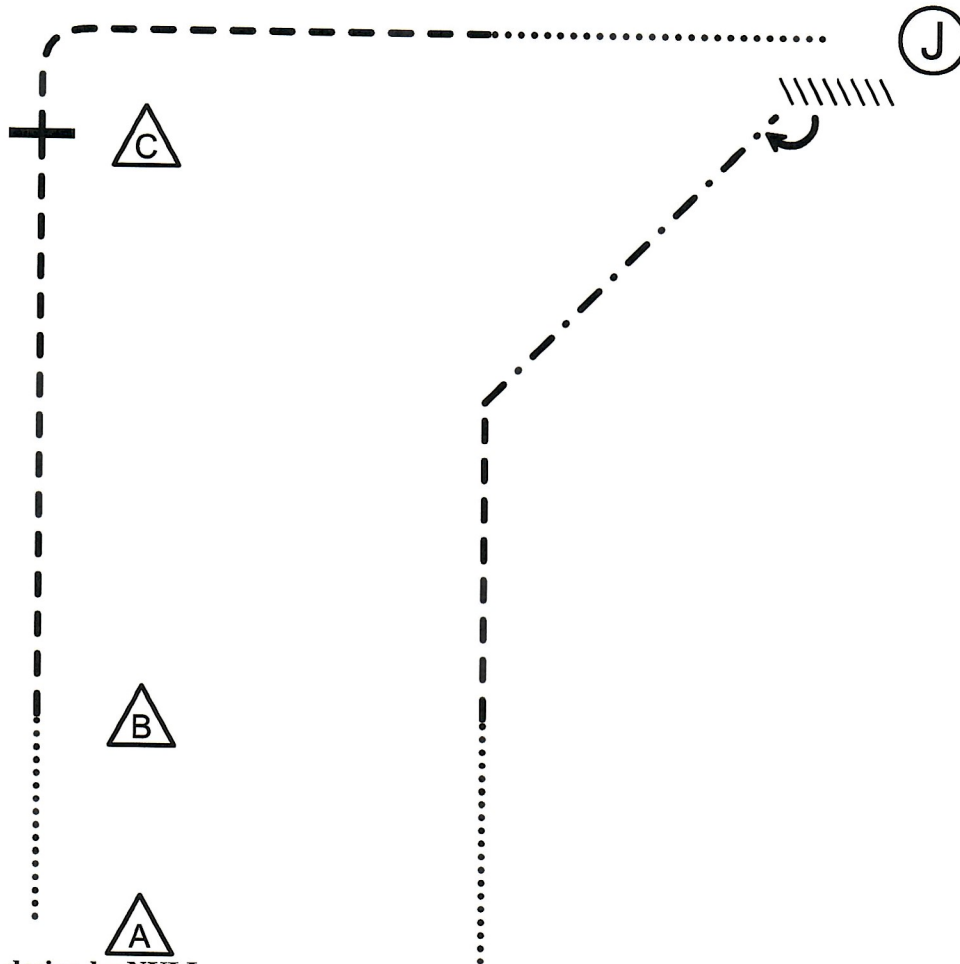
69. All Breed

71. You Walk-Trot 5-10

73. Novice Youth

74. Youth 13/U

77. Novice Amateur



Pattern design by NULL

1. Walk to B
2. Trot to C; Stop; Hesitate
3. Trot corner halfway to judge
4. Walk to judge, stop, set up for inspection
5. Back two horse lengths and turn 135°
6. Extended trot through corner, collect to normal trot to B
7. Walk out

Generated from Equiscribe for iOS
Scan the code to see your results as they are posted



Showmanship

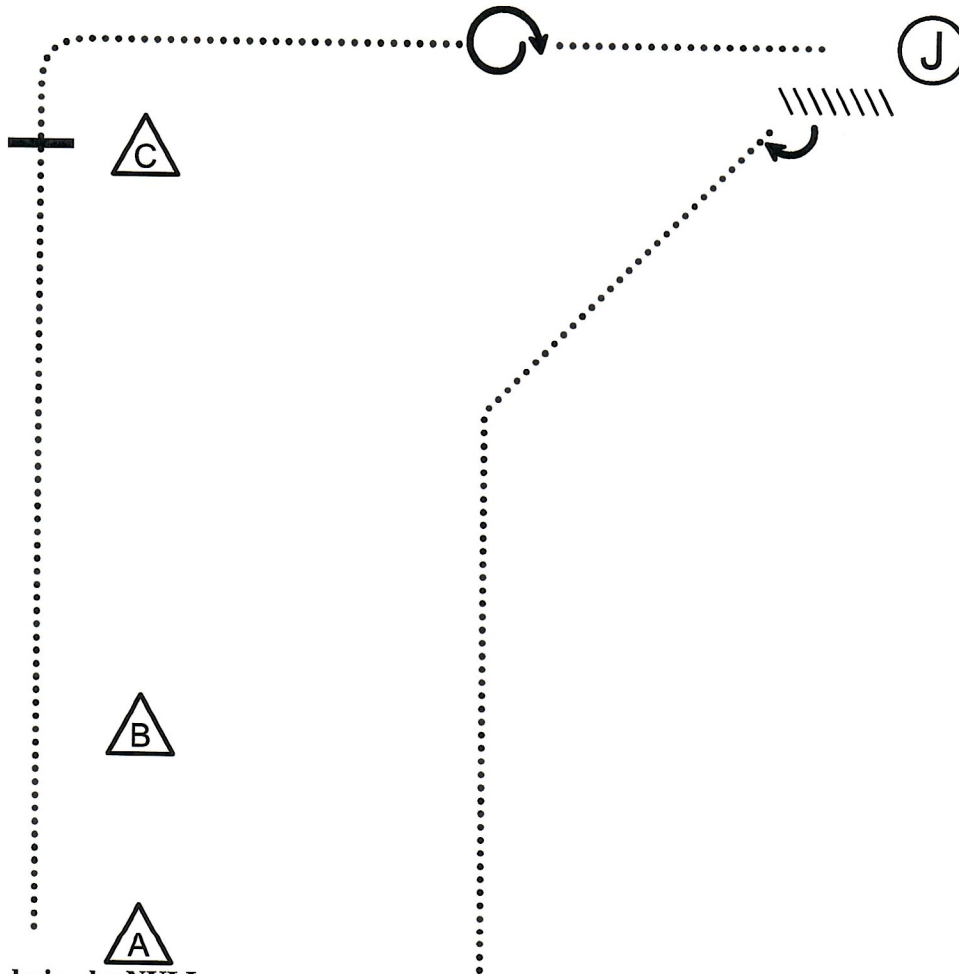
Show: Fuzzy Colors

Date: Mar 18, 2023

Age Divisions

70. Leadline Non-APHA 3-8

72. Amateur Walk-Trot (walk only)



Pattern design by NULL

1. Walk to C; Stop; Hesitate
2. Walk corner halfway to judge
3. Stop, turn 360°
4. Walk to judge, stop, set up for inspection
5. Back one horse length and turn 135°
6. Extended walk through corner to B
7. Normal walk out

Generated from Equiscribe for iOS
Scan the code to see your results as they are posted



Showmanship

Show: Fuzzy Colors

Date: Mar 18, 2023

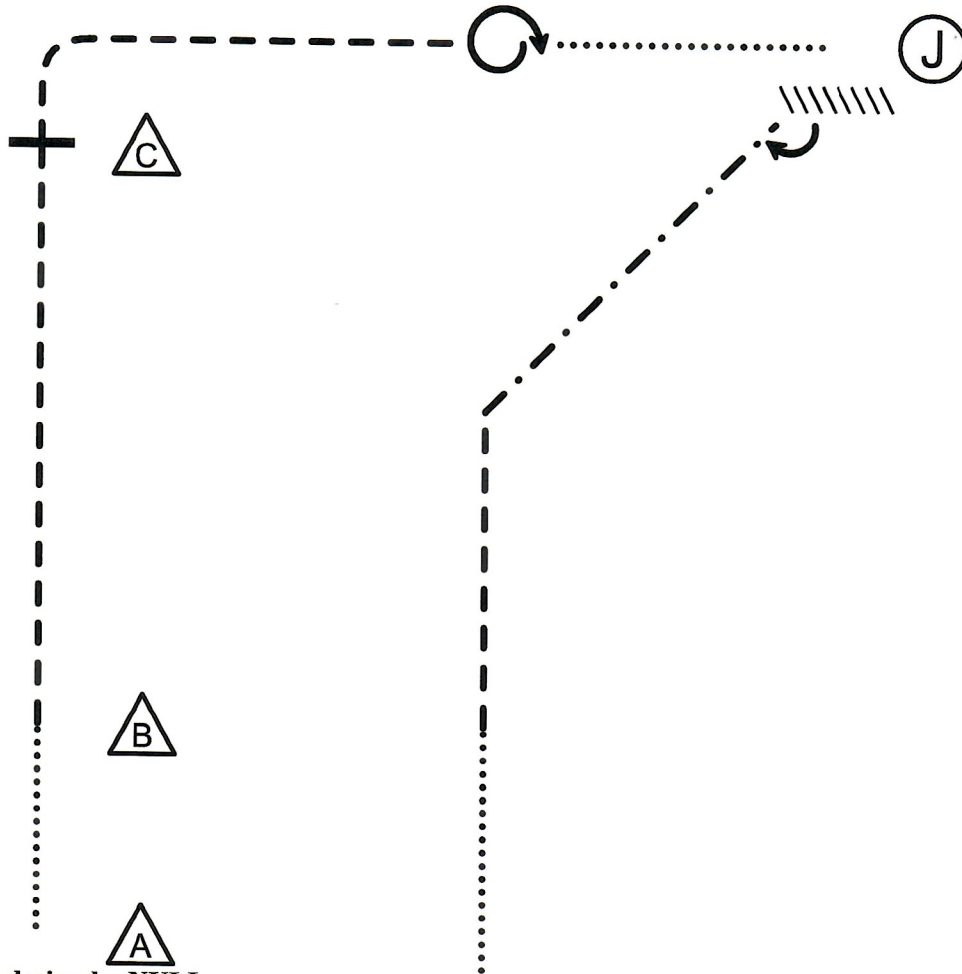
Age Divisions

75. *Youth 18/U*

76. *SPB Youth 18/U**

78. *Amateur*

79. *Masters Amateur*

80. *SPB Amateur*

Pattern design by NULL

1. Walk to B
2. Trot to C; Stop; Hesitate
3. Trot corner halfway to judge
4. Stop, turn 360°
5. Walk to judge, stop, set up for inspection
6. Back one horse length and turn 135°
7. Extended trot through corner, collect to normal trot to B
8. Walk out

Generated from Equiscribe for iOS
Scan the code to see your results as they are posted



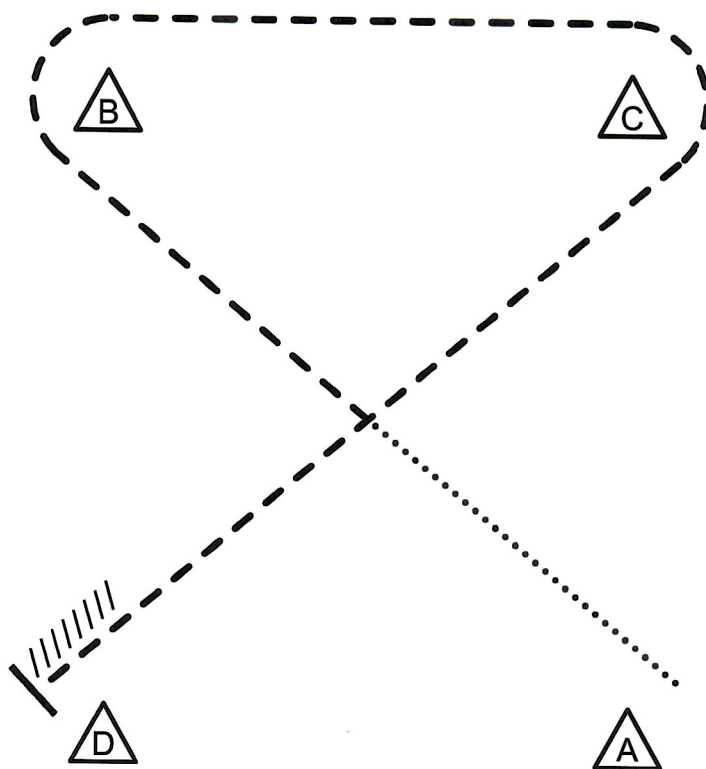
English Equitation

Age Division

88. Youth W-T 5-10

Show: Fuzzy Colors

Date: Mar 18, 2023



Be ready at A

1. Walk halfway to B
2. Posting trot on the left diagonal to B
3. Sitting trot to C
4. Posting trot on the right diagonal to D
5. Halt at D and back approximately one horse length

Exit at a sitting trot

Generated from Equiscribe for iOS
Scan the code to see your results as they are posted



English Equitation

Show: Fuzzy Colors

Date: Mar 18, 2023

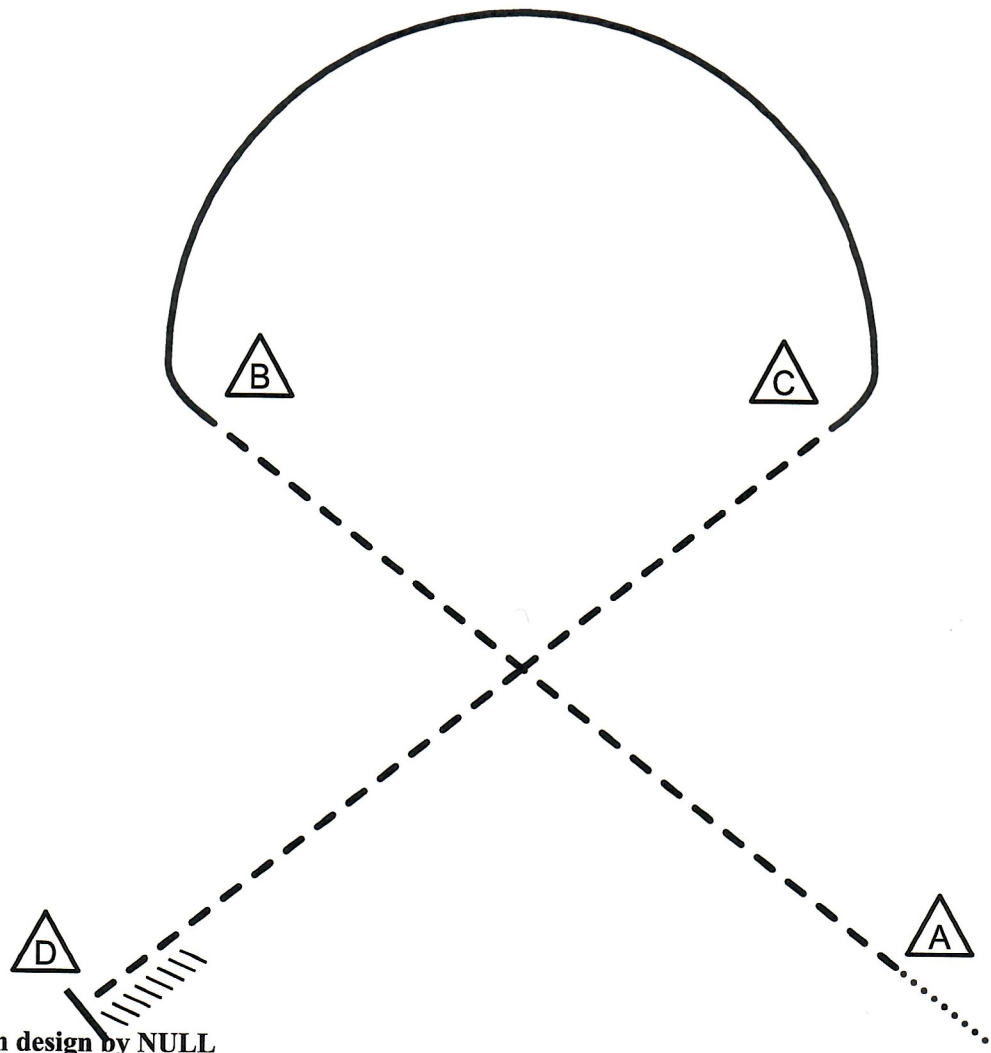
Age Divisions

100. All Breed

101. Novice Youth

102. Youth 13/U

105. Novice Amateur



Pattern design by NULL

Be ready before A

1. Walk to A
2. Trot left diagonal to B
3. Canter right lead to C
4. Trot right diagonal halfway to D
5. Sitting trot to D
6. Stop and back approximately one horse length

Exit at sitting trot

Generated from Equiscribe for iOS
Scan the code to see your results as they are posted



English Equitation

Show: Fuzzy Colors

Date: Mar 18, 2023

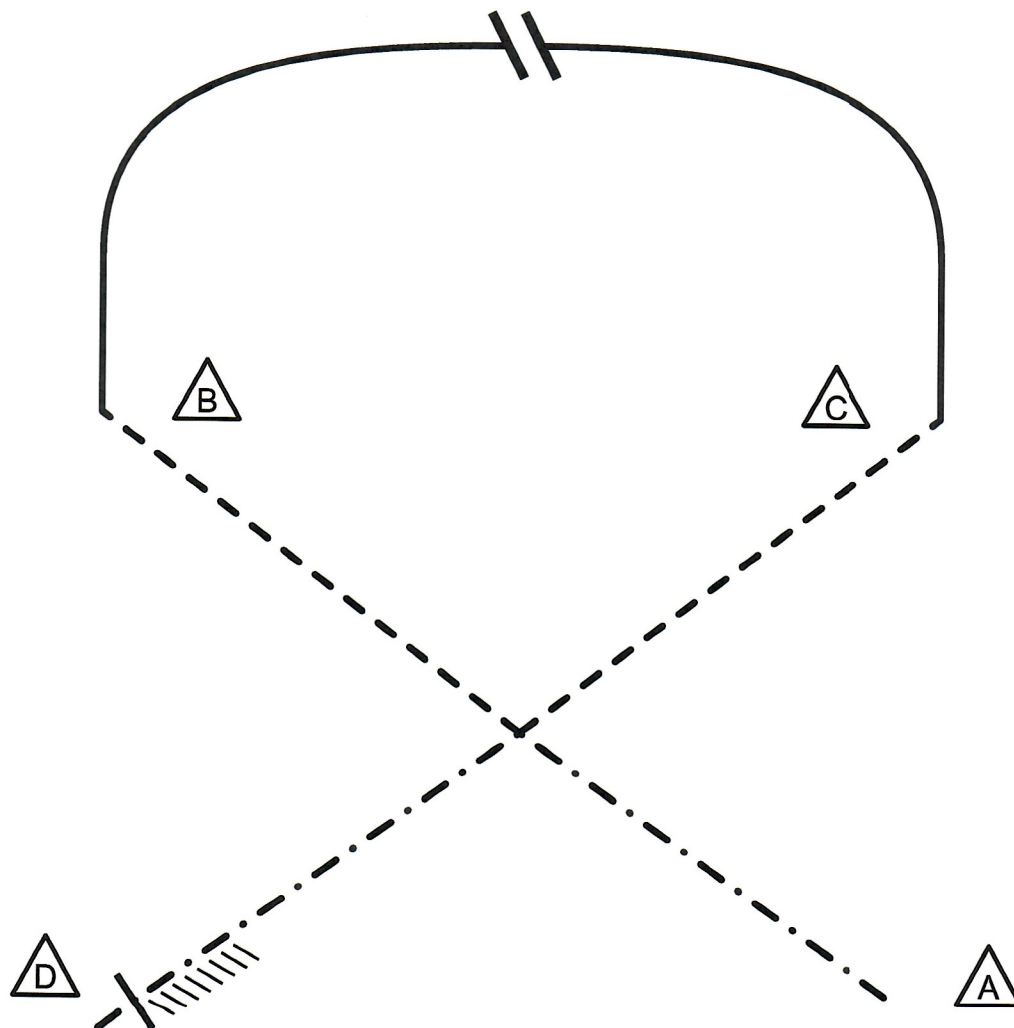
Age Divisions

103. Youth 18/U

106. Amateur

107. Masters Amateur

108. SPB Amateur



Be ready at A

1. Sitting trot 1/2 way to B
2. Posting trot on the left diagonal to B
3. Canter on the left lead toward C
4. At the top of the arc, change leads and canter on the right lead to C
5. Posting trot on the right diagonal 1/2 way to D
6. Sitting trot to D
7. Halt at D and back approximately one horse length
8. Exit at a sitting trot

Generated from Equiscribe for iOS
Scan the code to see your results as they are posted



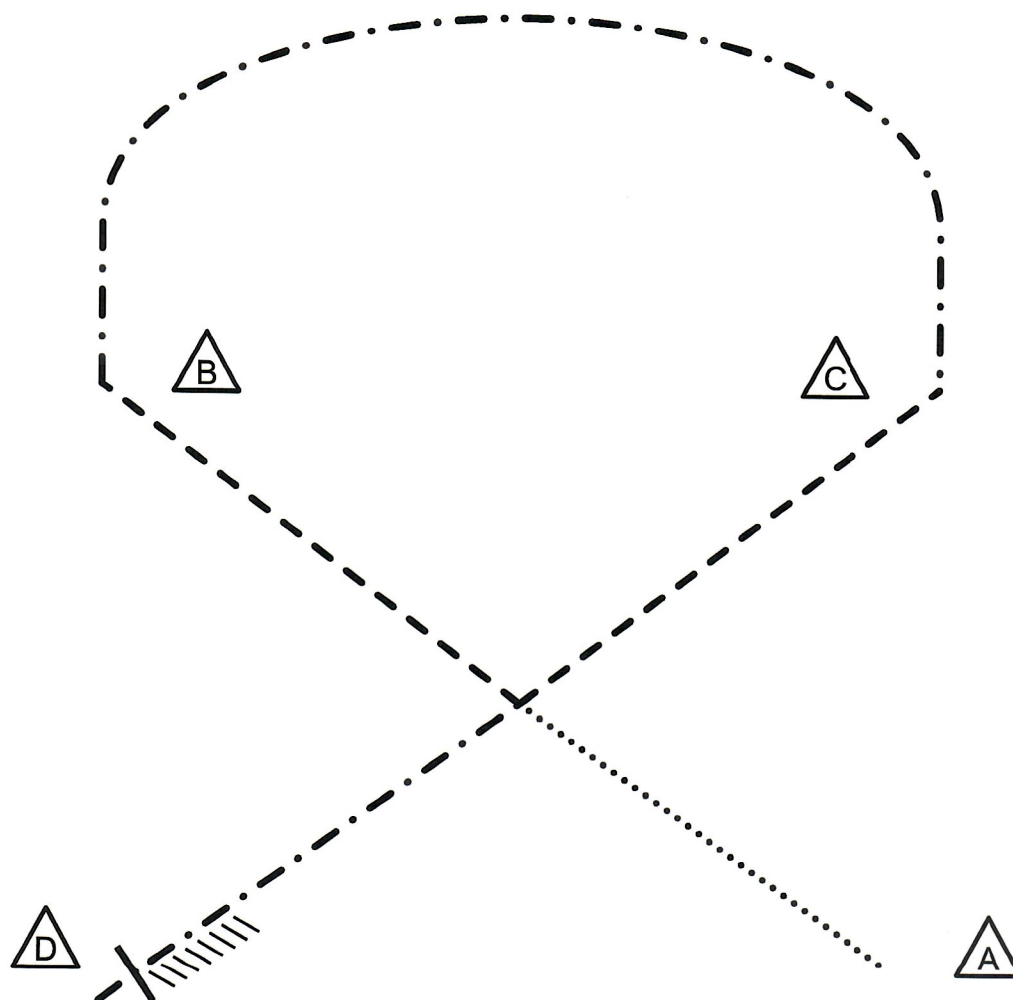
English Equitation

Age Division

104. Amateur W-T

Show: Fuzzy Colors

Date: Mar 18, 2023



Be ready at A

1. Walk 1/2 way to B
2. Posting trot on the left diagonal to B
3. Sitting trot to C
4. Posting trot on the right diagonal 1/2 way to D
5. Sitting trot to D
6. Halt at D and back approximately one horse length
7. Exit at a sitting trot

Generated from Equiscribe for iOS
Scan the code to see your results as they are posted



SUNDAY PATTERNS

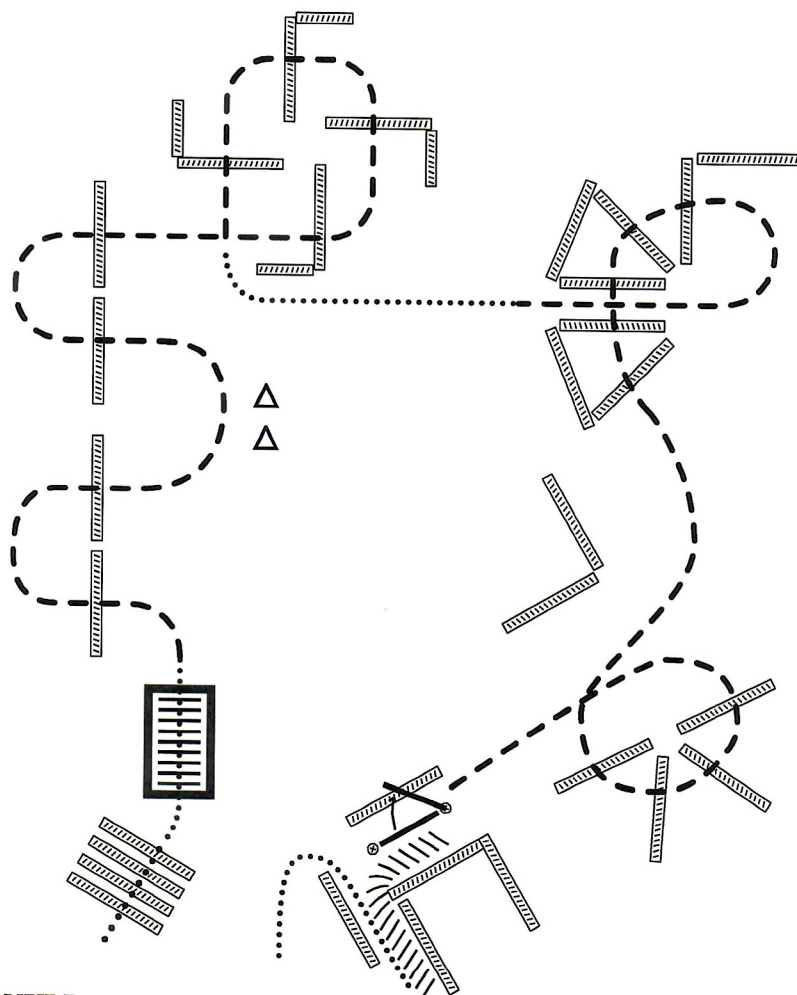
Trail

Show: Fuzzy Colors

Date: Mar 18, 2023

Age Divisions

112. Leadline Non-APHA 3-8
113. All Breed W-T & Yearling In
115. Amateur Yearling In-hand
116. Yearling In-hand
117. SPB Yearling In-hand
119. Amateur W-T



Pattern design by NULL

1. Walk into chute and back through logs
2. Right hand gate
3. Jog logs
4. Jog logs
5. Break to walk, then jog over logs
6. Jog through serpentine
7. Walk over bridge
8. Walk logs

Generated from Equiscribe for iOS
Scan the code to see your results as they are posted



Trail

Show: Fuzzy Colors

Date: Mar 18, 2023

Age Divisions

120. Youth 18/U

121. SPB Youth 18/U

122. Green

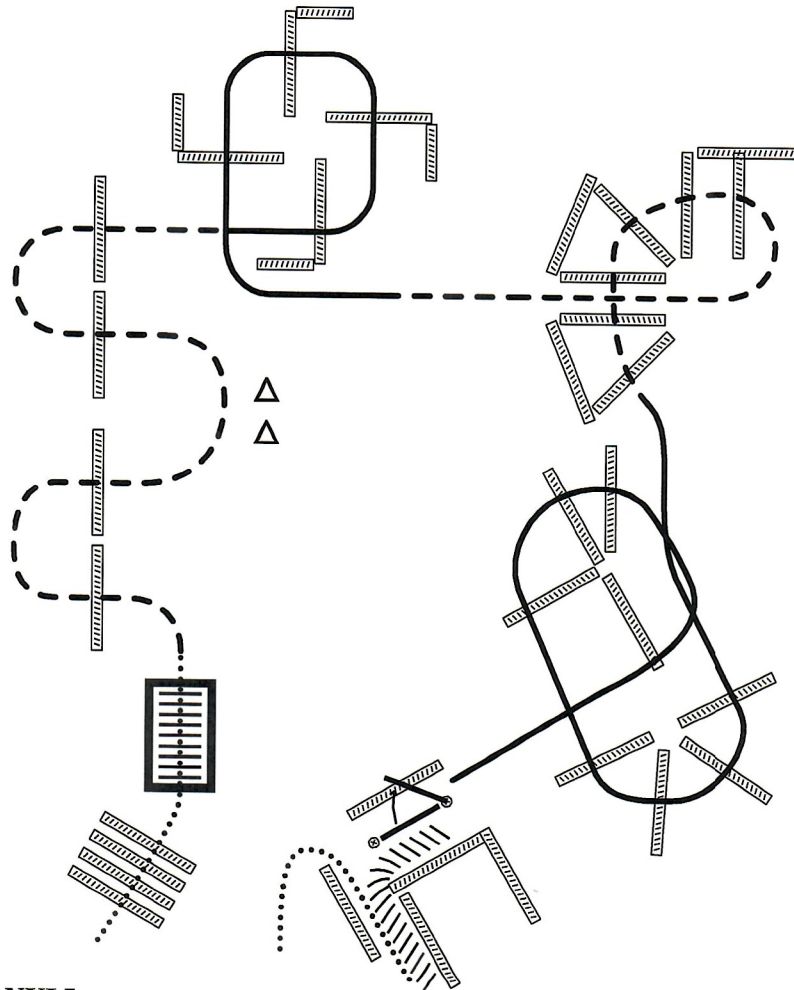
123. Novice Amateur

124. Amateur

125. Masters Amateur

126. Open

114. All Breed



Pattern design by NULL

1. Walk into chute and back through logs
2. Right hand gate
3. Lope left lead logs
4. Jog logs
5. Lope right lead over logs
6. Jog through serpentine
7. Walk over bridge and logs

Generated from Equiscribe for iOS
Scan the code to see your results as they are posted



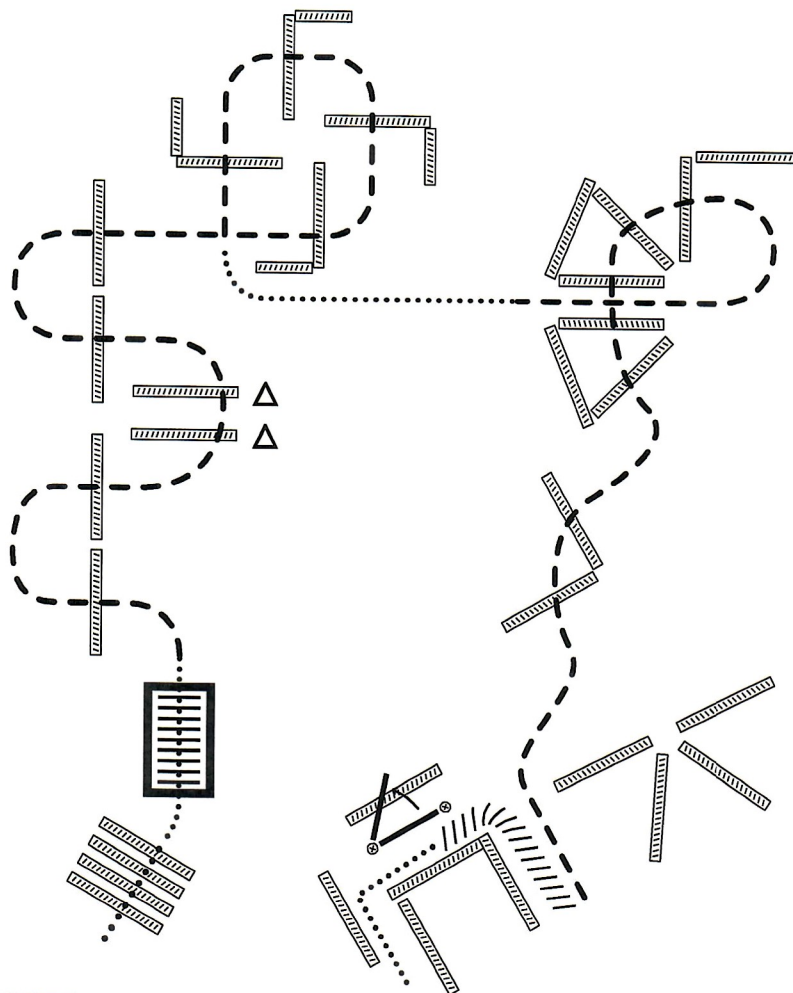
Trail

Age Division

118. Youth W-T 5-10

Show: Fuzzy Colors

Date: Mar 18, 2023



Pattern design by NULL

1. Walk to, work left hand gate
2. Back around cones
3. Jog logs
4. Jog logs
5. Break to walk, then jog over logs
6. Jog through serpentine
7. Walk over bridge
8. Walk logs

Generated from Equiscribe for iOS
Scan the code to see your results as they are posted



Ranch Trail

Show: Fuzzy Colors

Date: Mar 18, 2023

Age Divisions

129. All Breed Ranch

130. Youth Ranch 18/U

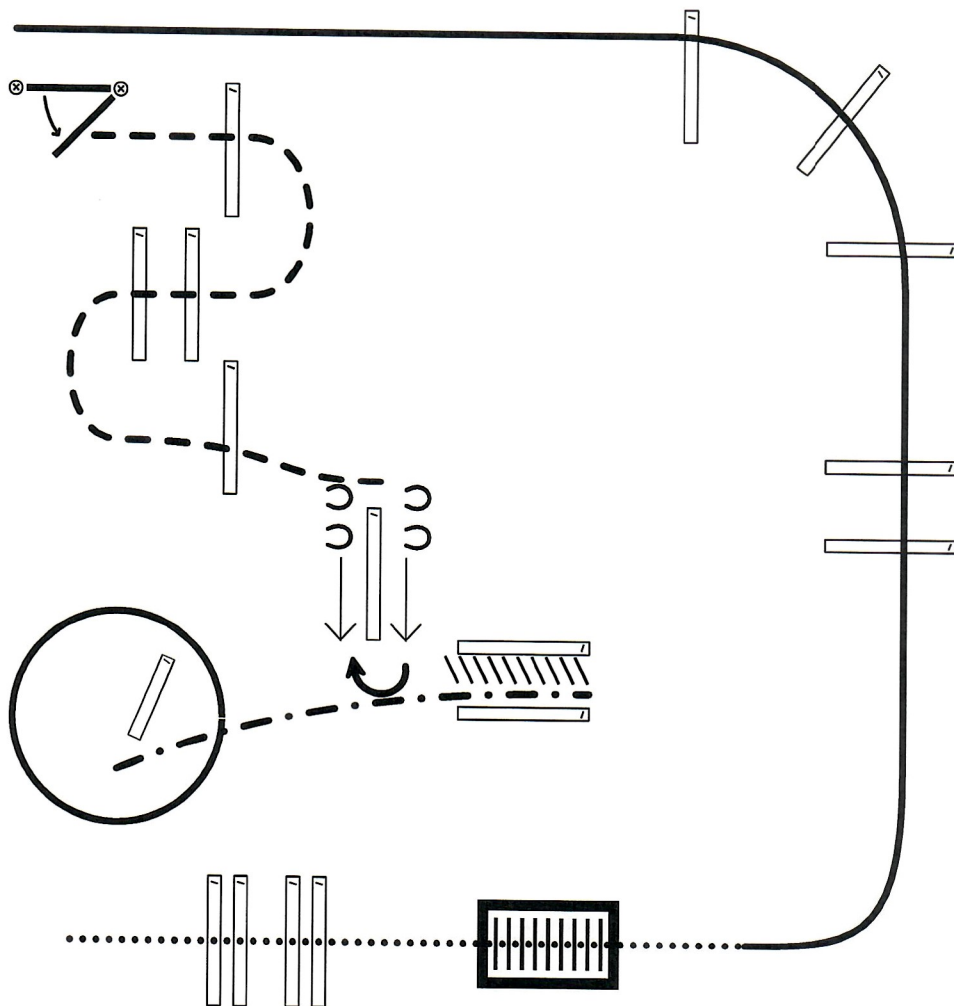
131. SPB Youth Ranch 18/U

132. *Amateur Ranch*

133. *SPB Amateur Ranch*

134. *Open Ranch*

135. *SPB Open Ranch*



1. Walk over poles to bridge
2. Go over bridge at a walk
3. Lope left lead to gate
4. Open gate left hand
5. Trot thru obstacle 5
6. Sidepass log, 180° turn
7. Back into chute, extended trot to log drag
8. Drag log in circle either way

Generated from Equiscribe for iOS
Scan the code to see your results as they are posted



Ranch Pleasure

Show: Fuzzy Colors

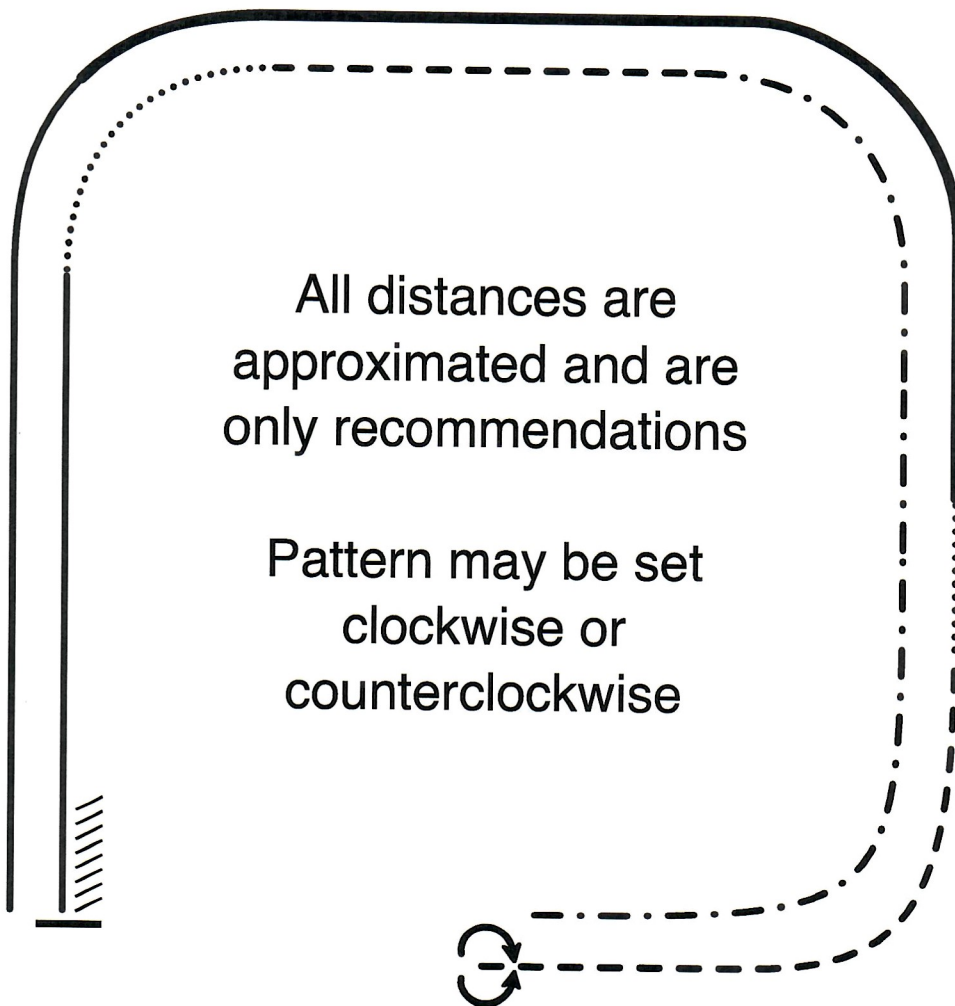
Date: Mar 18, 2023

Age Divisions

136. All Breed
137. Youth
138. SPB Youth
139. Amateur
140. SPB Amateur
141. Open
142. SPB Open

All distances are
approximated and are
only recommendations

Pattern may be set
clockwise or
counterclockwise



1. Lope
2. Extended lope
3. Walk
4. Trot
5. Stop; Reverse
6. Extended trot
7. Trot
8. Extended Walk
9. Lope
10. Stop and back

Generated from Equiscribe for iOS
Scan the code to see your results as they are posted



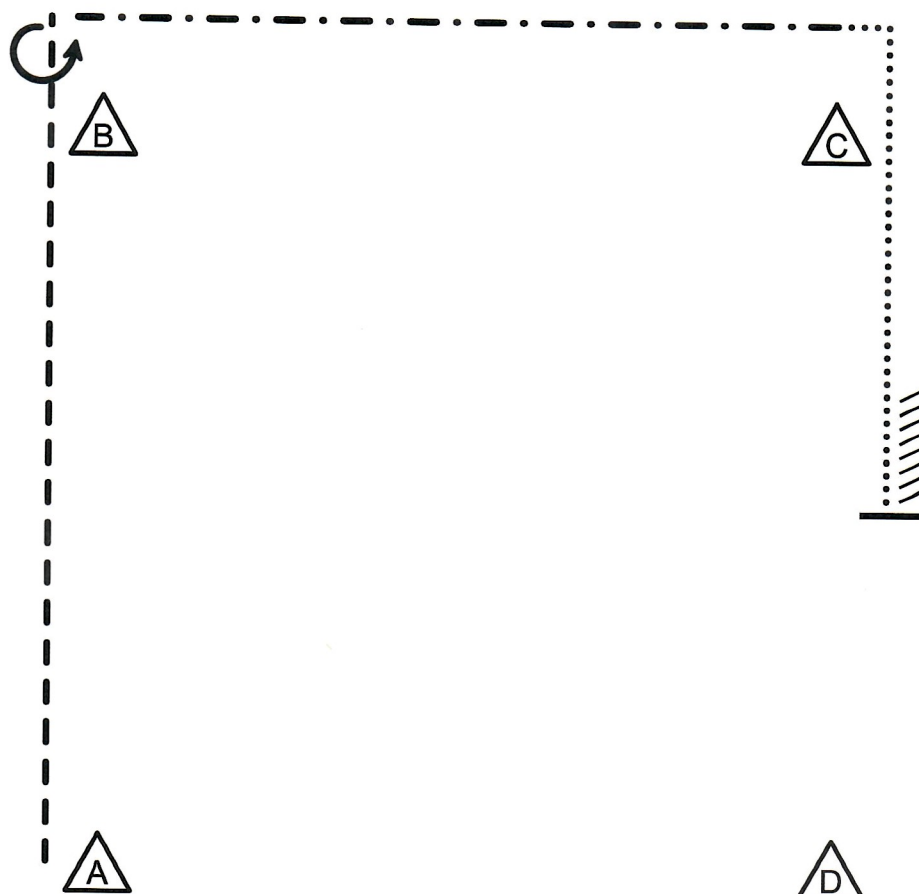
Horsemanship

Age Division

147. Youth W-T 5-10

Show: Fuzzy Colors

Date: Mar 18, 2023



Be ready at A

1. Jog from A past B
2. Turn 270° left
3. Extended jog to C
4. Walk around C halfway to D
5. Stop and back one horse length

Generated from Equiscribe for iOS
Scan the code to see your results as they are posted



Horsemanship

Show: Fuzzy Colors

Date: Mar 18, 2023

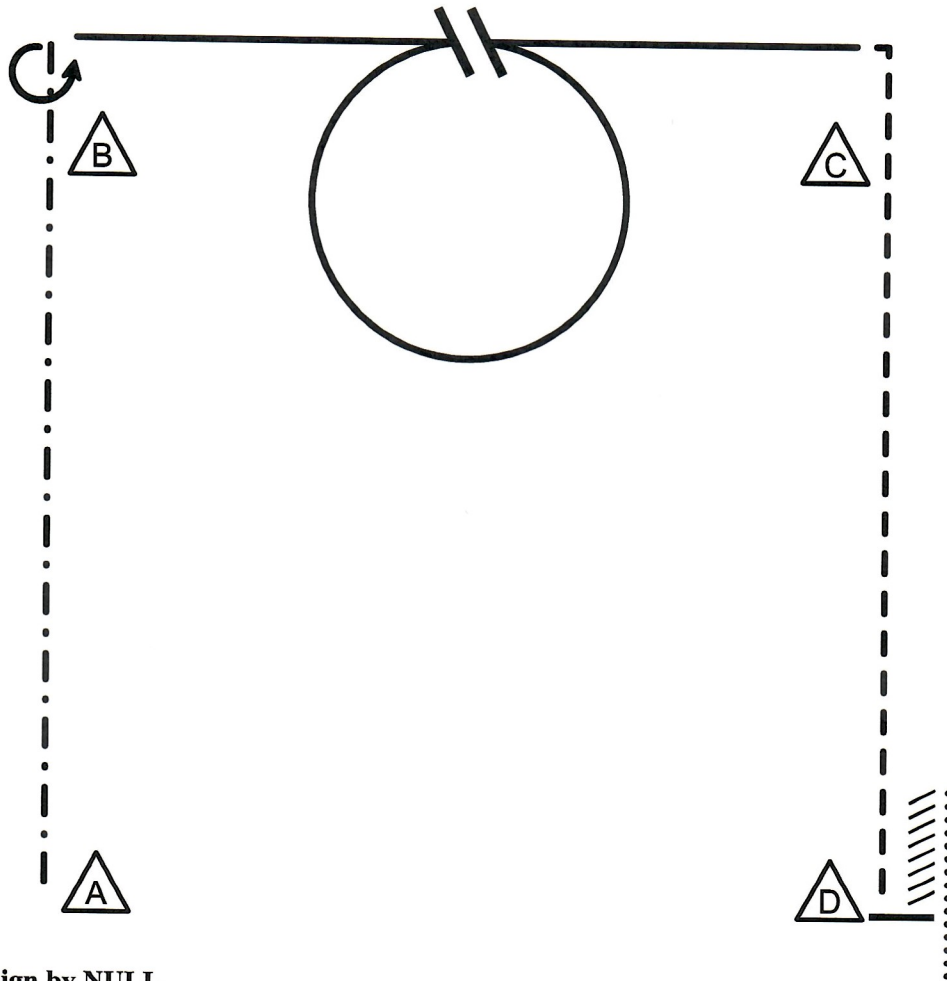
Age Divisions

161. All Breed

162. Novice Youth

163. Youth 13/U

167. Novice Amateur



Pattern design by NULL

Be ready at A

1. Extended jog from A past B
2. Turn 270° left
3. Lope left lead halfway to C
4. Simple lead change and lope a small, slow circle right
5. Lope to C
6. Jog to D
7. Stop and back one horse length
8. Walk to exit

Generated from Equiscribe for iOS
Scan the code to see your results as they are posted



Horsemanship

Show: Fuzzy Colors

Date: Mar 18, 2023

Age Divisions

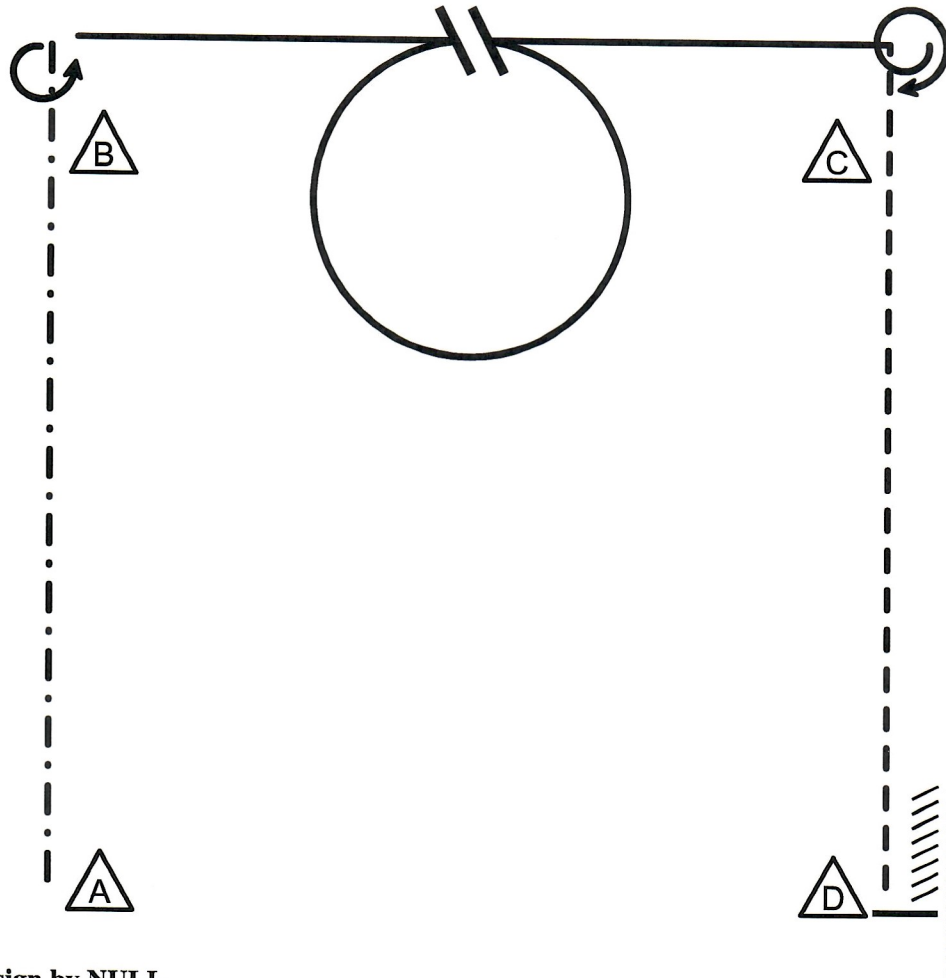
164. Youth 18/U

165. SPB Youth 18/U

168. Amateur

169. Masters Amateur

170. SPB Amateur



Pattern design by NULL

Be ready at A

1. Extended jog from A past B
2. Turn 270° left
3. Lope left lead halfway to C
4. Change leads and lope a small, slow circle right
5. Lope past C
6. Stop and turn 450° right
7. Jog to D
8. Stop and back one horse length
9. Walk to exit

Generated from Equiscribe for iOS
Scan the code to see your results as they are posted

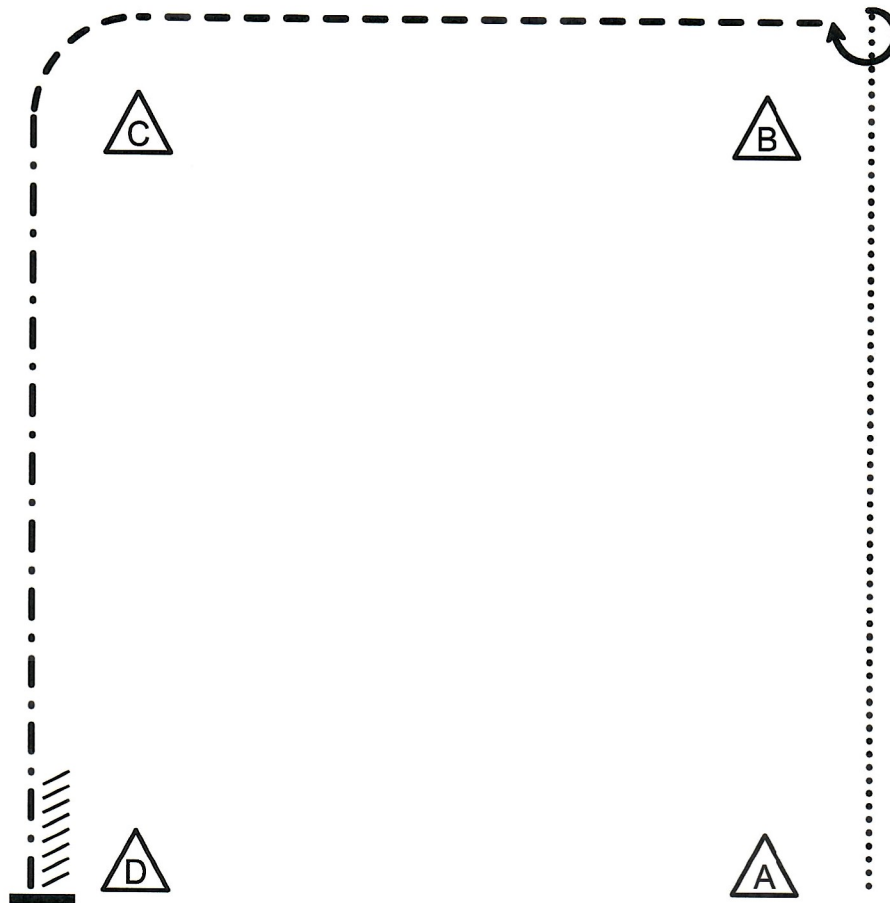


Horsemanship

Age Division
166. Amateur W-T

Show: Fuzzy Colors

Date: Mar 18, 2023



Pattern design by NULL

Be ready at A

1. Walk from A to B
2. Stop past B and execute a 270° turn to the right
3. Jog from B around C
4. Extend the jog from C to D
5. Stop at D and back one horse length

Exit at a jog

Generated from Equiscribe for iOS
Scan the code to see your results as they are posted



Western Riding

Show: Fuzzy Colors

Date: Mar 18, 2023

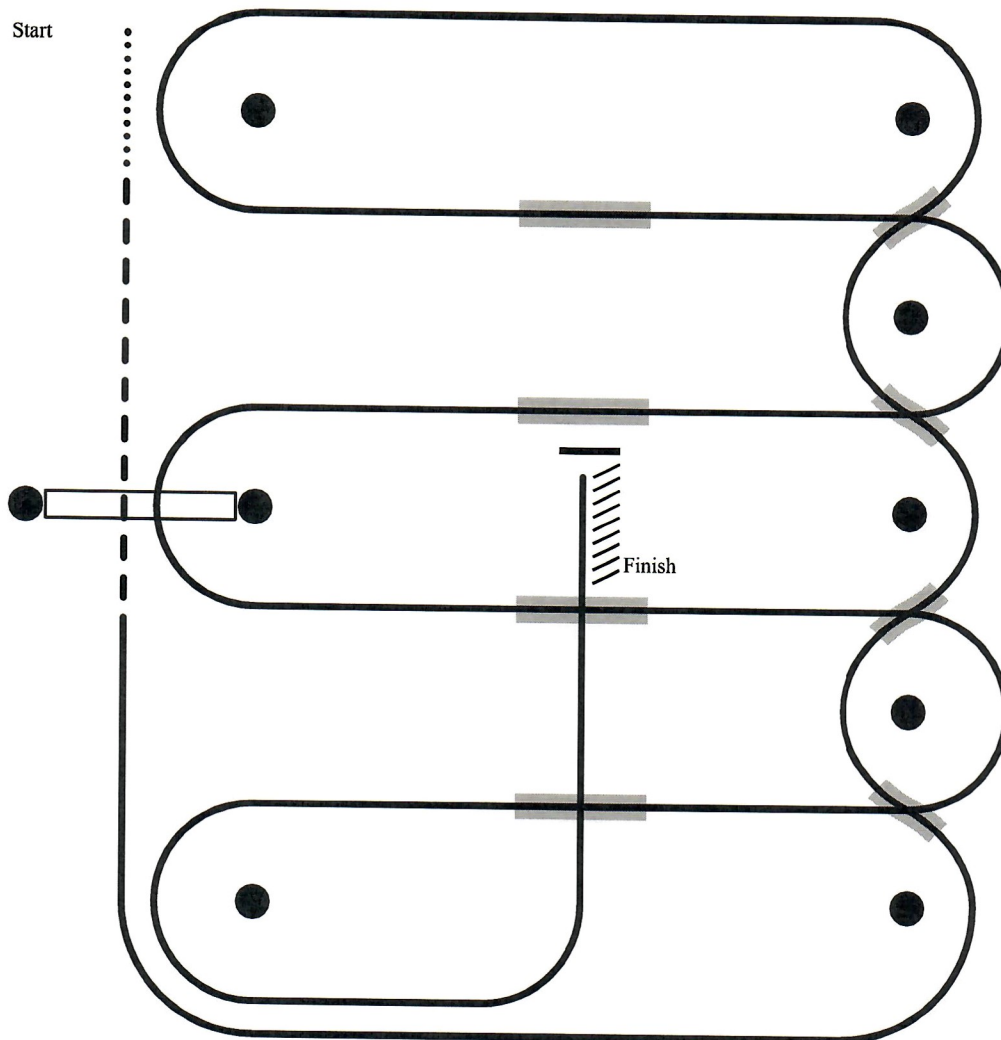
Age Divisions

171. Youth 18/U

173. Novice Amateur

174. Amateur

175. Open



1. Walk at least 15' & jog over log
2. Transition to left lead & lope around end
3. First line change
4. Second line change
5. Third line change
6. Fourth line change lope around the end of arena
7. First crossing change
8. Second crossing change
9. Lope over log
10. Third crossing change
11. Fourth crossing change
12. Lope up the center, stop & back

Generated from Equiscribe for iOS
Scan the code to see your results as they are posted



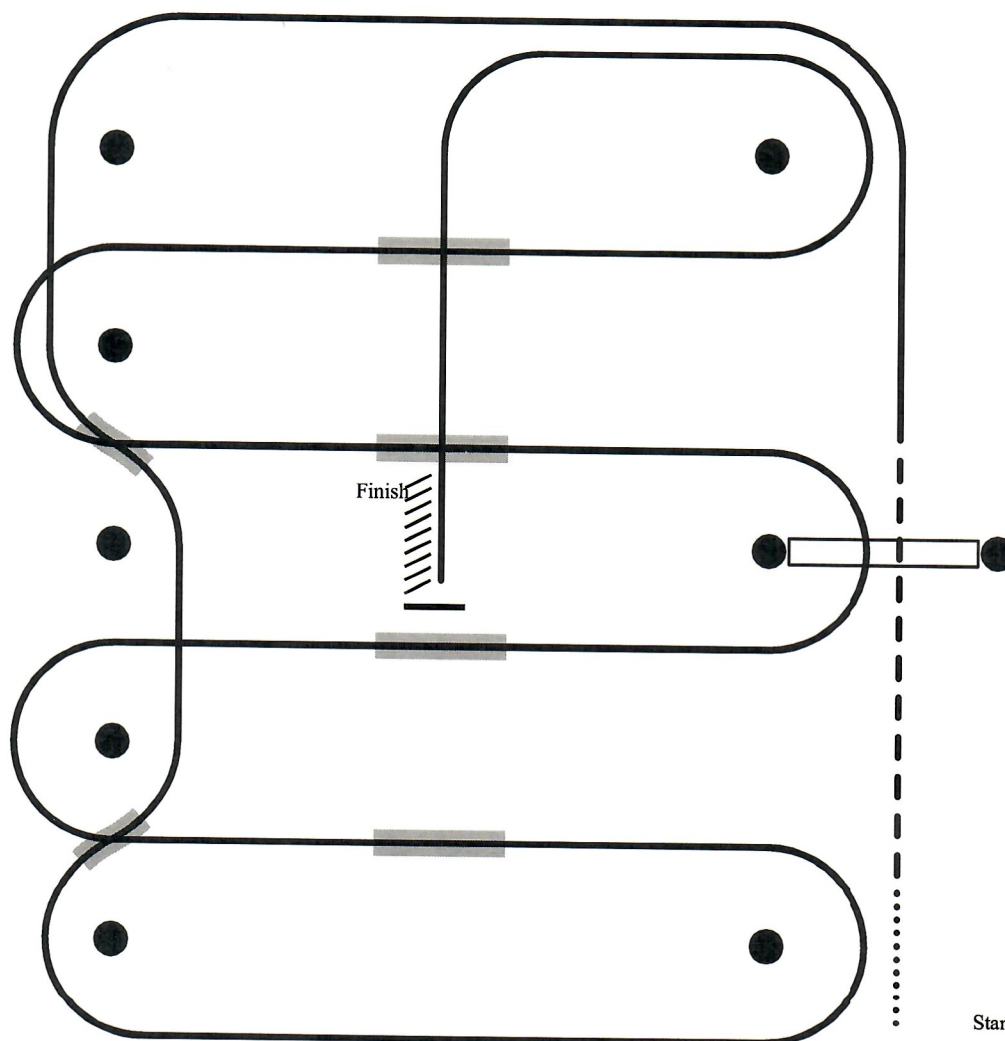
Western Riding

Age Division

172. Green

Show: Fuzzy Colors

Date: Mar 18, 2023



1. Walk at least 15' & jog over log
2. Transition to left lead & lope around end
3. First line change
4. Second line change lope around end of arena
5. First crossing change
6. Second crossing change
7. Lope over log
8. Third crossing change
9. Fourth crossing change
10. Lope up the center, stop & back

Generated from Equiscribe for iOS
Scan the code to see your results as they are posted



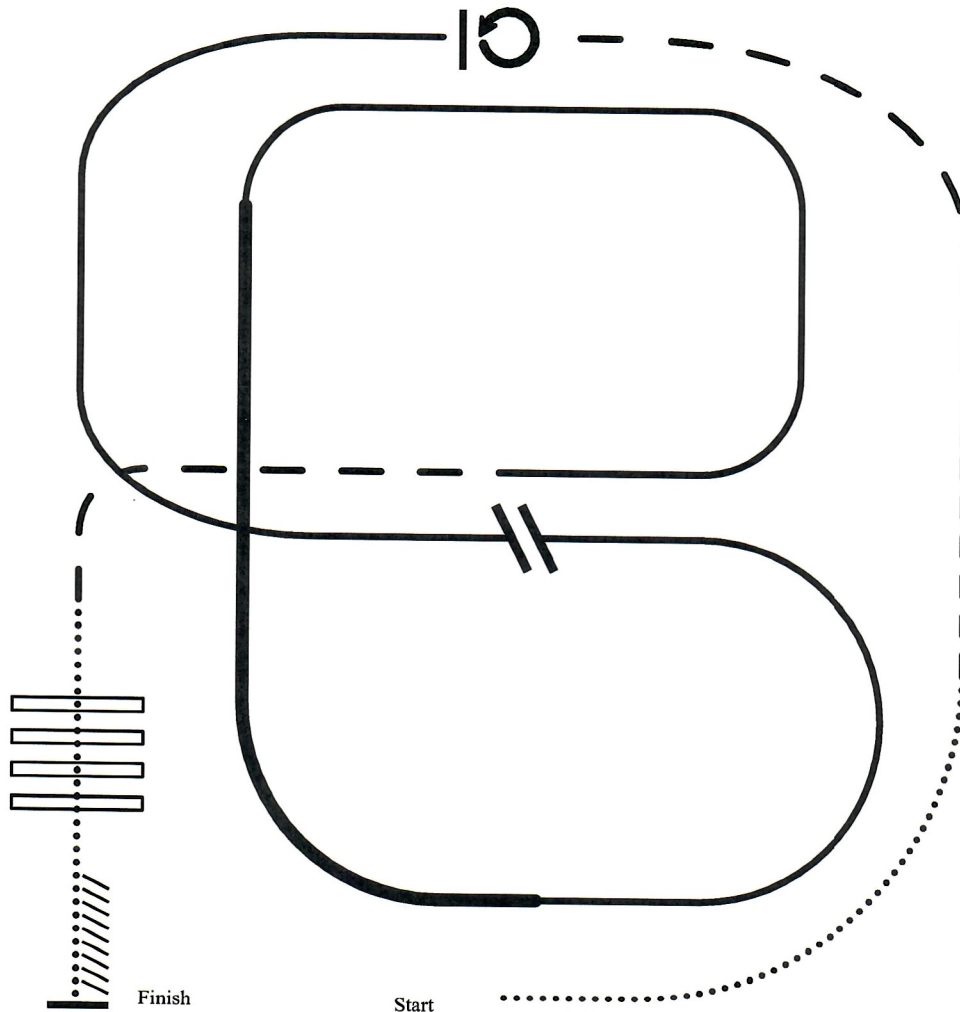
Ranch Riding

Show: Fuzzy Colors

Date: Mar 18, 2023

Age Divisions

183. All Breed
184. Youth
185. SPB Youth
186. Amateur
187. SPB Amateur
188. Open
189. SPB Open



1. Walk
2. Trot
3. Extend the trot; At the top of the arena, stop
4. 360° turn to the left
5. Left lead ½ circle, lope to the center
6. Change leads (simple or flying)
7. Right lead ½ circle
8. Extended lope up the long side of the arena (right lead)
9. Collect back to a lope around the top of the arena and back to center
10. Break down to an extended trot
11. Walk over poles
12. Stop and back

Generated from Equiscribe for iOS
Scan the code to see your results as they are posted



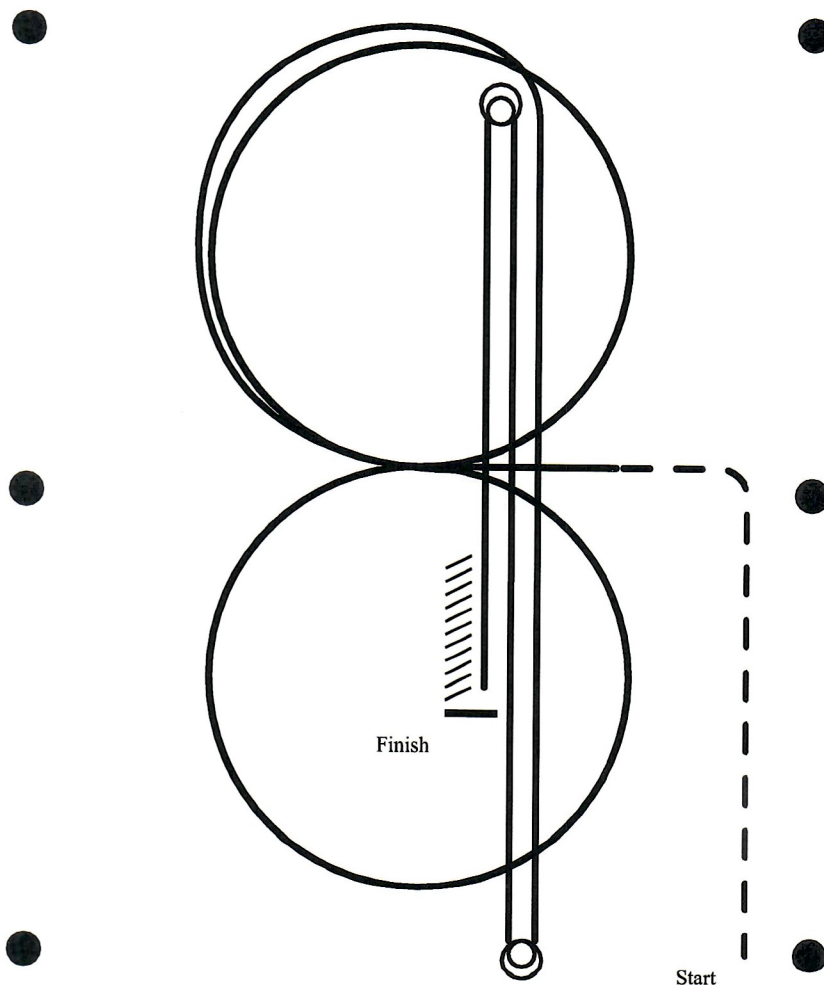
Ranch Reining

Show: Fuzzy Colors

Date: Mar 18, 2023

Age Divisions

190. All Breed Ranch
191. Youth Ranch
192. SPB Youth Ranch
193. Amateur Ranch
194. SPB Amateur Ranch
195. Open Ranch
196. SPB Open Ranch



Pattern design by

Trot to center of Arena, Stop. Start pattern facing towards Judge.

1. Beginning on the right lead, complete one circle to the right. Change leads at the center of the arena.
2. Complete one circle to the left. Change leads at the center of the arena and go to top of arena.
3. Run down the center of the arena past the end marker and come to a stop.
4. Complete 1½ spins right.
5. Run to the other end of arena past marker and come to a stop.
6. Complete 1½ spins left.
7. Run past the center marker, stop and back ten feet.
8. Hesitate to complete pattern

Rider may drop bridle to the designated judge.

Generated from Equiscribe for iOS
Scan the code to see your results as they are posted

