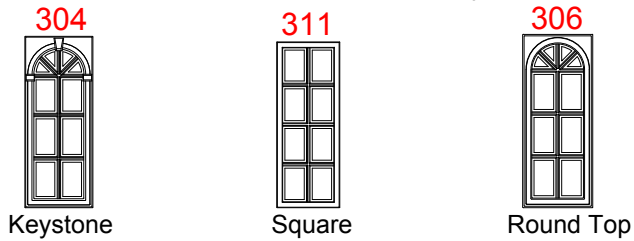


Cupola Data

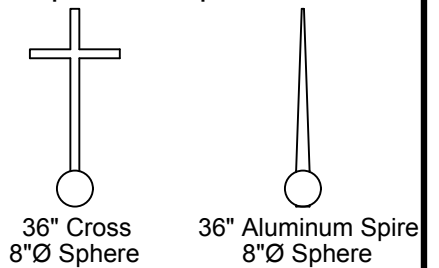
Overall Height = 12'
 Base Width = 5'
 Unit Weight = 575 lbs.

Optional Window Panel Styles



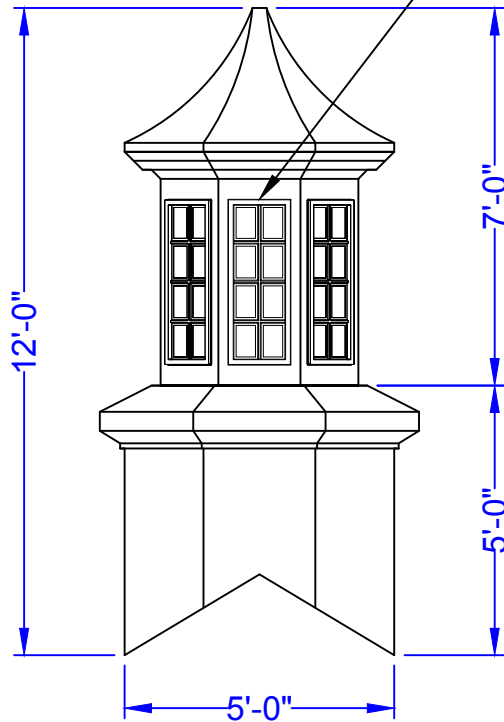
Note: Windows also available without panes

Optional Cupola Finials

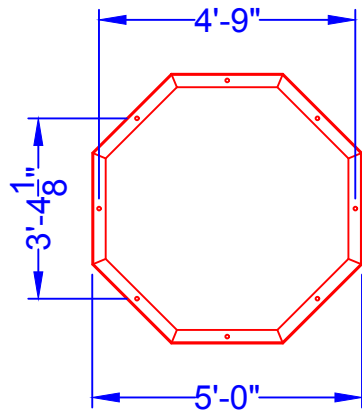


Weathervane selection at :
www.whitehallproducts.com

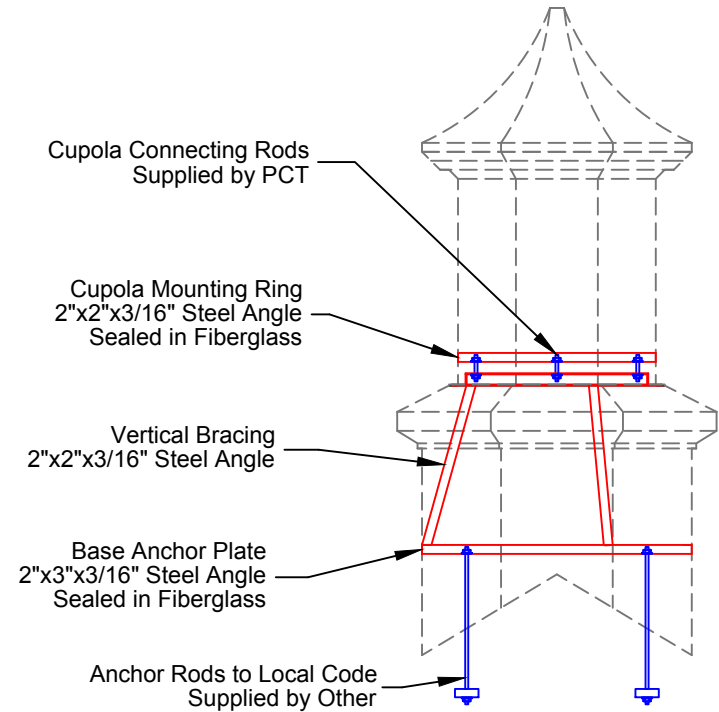
Base Panels - SWP Model Standard
 with (8) K-glass Windows. Optional
 Window Panel Styles Listed Above.



Elevation View



Mounting Detail



Skeleton View



33 Lewittes Rd.
 Taylorsville, NC 28681
 Phone: 828-632-8883
 Fax: 828-632-5585
www.piedmontcomposites.com

Model :

CUPOLA
830SWP

Scale:
 N/A

Drawn by:
 K.SHERRILL

Created On
 N/A

Updated On
 05/09/19

Note: All drawings are the property of Piedmont Composites & Tooling, LLC. Variation in material thickness, dimension and weight may occur. PCT reserves the right to change or modify design at anytime without notice.