

LICK SKILLET QUILT GUILD NEWSLETTER



Volume 1, Issue 4

May 2013



A Word From Our President!

Can you believe that May is here and we are still having some very cool weather? We definitely should have a bumper crop of blackberries this year. These cool days are also great for staying indoors and getting some work done on those UFO's! OR, maybe even working on some projects that we can sell at our upcoming 2014 Quilt Show! Several of you have already thought of some great ideas and actually begun to work on them.

I am really looking forward to our classes with Debby Kratovil. We currently have nineteen signed up for each day. If no additional members sign up at the May meeting we will open the classes up to non-members. Debby can accommodate 25 in each class. Remember, the classes will be held in the new Oxford Civic Center. Park in the rear parking lot, go in the double glass doors and our classroom will be down the hall to the right. At the May meeting, there will be sheets at the membership table for you to sign up to bring lunch items. Please take time to do this so we can devote more time to our classes and less to going out to get lunch.

The Quilt Show Committee is busily planning our show. Remember this is your show and everyone will be needed to make it a success. Be considering what you will do to help. We have lots of varied talents in our group and we need to put every one of them to use.

I personally am looking forward to our May program on embellishments by Mary Ann from Red Hen in Marietta. I am working on a Quilteroo's (Ruston, LA) challenge that calls for lots of embellishments and right now I don't know where to start, so I am looking for lots of great ideas from Mary Ann.

Hope to see all of you at our next meeting!

Carolyn

May Calendar

5th Cinco de Mayo

12th Mother's Day

13th Sew Day

13th Guild Meeting

27th Memorial Day

We were happy to have these visitors at our April meeting!

Pam McGhee

Sarah Gunter

Linda Lackey

If you know them, give them a yell and tell them we would love to have them as members!!



2013 Sew Days at the Friendship Community Center

May 13th (Monday)

July 10th (Wednesday)

September 9th (Monday)

October 19th (Saturday)

Times and any other additional information will be announced at the meeting prior to the scheduled sew day for that month.



May Program:

We have a very special treat for May!!!
Embellishments and Trunk Show

Mary Anne Henderson, the owner of Red Hen Fabrics in Marietta, Georgia will be here!!!!

After looking at the surveys that many of you completed and discovering there was an interest in embellishments, I started thinking about who would be a very good choice to speak to our members! Immediately, Mary Anne Henderson and her award winning quilts came to mind! She opened the Red Hen in 2003 after moving to Georgia from Florida and has by far, one of the best shops in the Atlanta area! She has had quilts in several large quilt shows to include Paducah and Houston! Mary Anne will be speaking to our group on embellishments and will be showing quilts from when she first began quilting, continuing on through time to show how her quilts have gotten wilder and wilder! This will be a great program so try not to miss it! If you know other quilters who may be interested in attending, please let them know and additionally, let me or Carolyn know where we will have an idea about how many will be at the meeting!

Thanks! Anita

May Refreshments:

Refreshments for the May meeting will be provided by our two newest members -- Bernice Zaidel and Babbette Harman. Also helping to provide the refreshments will be Melissa West who will be joining our Guild. Thanks ladies for volunteering! We are so proud to have you and look forward to getting to know each of you!

**Those of you have haven't taken your turn, what are you waiting for? The refreshment sign up sheet is located right beside the member sign-in sheet at each meeting. (Hint! Hint!)

May Drawing:

APRIL SHOWERS BRING MAY FLOWERS!!

The theme for our May drawing will be Spring Bouquet! Bring pastel floral fat quarters to enter into the drawing!

Congratulations to Becky Everett who was the winner of the notions in April!! (After all, **she did bring about 10 notions** for the drawing!)

Thanks to Carolyn Davis --

for providing us with our April program. Carolyn's presentation gave us some really good information on different types of basic and special purpose needles and threads as well as when and how to use the various types. She handed out a chart that lists different fabrics and the types of threads and needles that should be used for each. She also presented information from the book, "Point Well Taken" which covers a variety of great information on needles, thread, bobbin work, interfacing and fusible fabrics. This book is a good to have reference item in your sewing library and can be purchased on line!

Member Highlight! ***Each month we will highlight a guild member in the newsletter! This is an opportunity to get to know our members.*



Meet Peggy McLeod -- Peggy lives in Anniston with her husband and daughter. She also has a son. She is blessed with two grandsons and one great granddaughter with another due in July. She is a full time caregiver for her daughter, Tami. You could say that Peggy has been sewing since she was 6, as she would stand beside her mother who would let her step on the treadle of the machine as she was sewing. She has been quilting for over 35 years. She loves to quilt especially piecing quilt tops and loves to shop for fabric. Peggy has been a member of the guild since it started.

Favorite Color: All colors

Favorite Flower: Gerber Daisy

Favorite TV Program: Grey's Anatomy

Favorite Food: Anything Chocolate

Cats, Dogs or Both: Dogs – Her dachshund, Sam

Favorite Movie: Love Story

Favorite Vacation Spot: The beach

If I could travel anywhere: Scotland

Quote: Live one day at a time

One word you feel describes you: Indescribable

The Time is Drawing Near!

Don't forget next month (June) Debby Kratovil of Quilts by Designs will be here to teach us her beautiful quilting techniques in three separate classes on June 7th and 8th at the Oxford Civic Center. The classes will begin at 9:00 a.m. each day. Please plan to be there by 8:30 to have your machines and work areas set up so the classes can begin on time!

The sign up sheets for each day will be available again at the May meeting. As of May 1st there were only 6 seats left for each class. If you are interested in attending one or both of the classes and haven't signed up, you need to be sure and do so. Remember, each class is limited to 25 participants! After this month's meeting, the classes will be opened up to non-members. After the classes are filled a waiting list will be started.

Get your fabric purchased or out of you stash and have it ready to go! If you don't have a materials list, contact Carolyn for a copy.

Ugly Quilt Challenge –

If you are participating, don't forget to bring your ugly fabric to the May meeting ready to go in a bag! We will be drawing for and exchanging the fabric at the meeting.

If you're unsure because you can't stand the thoughts of working on such a project, remember, uglies can become beautiful when surrounded by other uglies, I'm just sayin'!



2013 UFO Challenge Update

Wow, the UFO challenge for this year is a hit! Not sure if it is a burning desire to get some projects that are from days gone by finished, the fact that we've committed to get some things done and can't let other folks outdo us or just flat want to win a prize! Nevertheless, we're getting' things done!

At the present time, we have 20 members participating and have had over a dozen UFOs completed! Way to go girls!

Speaking of girls, John Goff, are you not participating? Are you afraid the girls will show you up?

Any of you new members who want to participate, you still can! A form can be emailed to you or you can get a copy at the meeting! Hope you'll join us!



May Birthdays

17th Babbette Harman

If your birthday is this month & we haven't acknowledged it, please email Joan Hayden at mjh4452@cablone.net so the roster can be updated.


2013 Opportunity Quilt

As mentioned in the April meeting, raffle tickets for the opportunity quilt were printed incorrectly and would have to be reprinted. They have since been redone and tickets are ready to issue to members to sell.

One thousand (1,000) tickets were printed and the cost of each ticket is \$1.00. Each guild member is asked to personally sell a minimum of 10 tickets. Photo cards will be available at the May meeting for those of you who want to show the quilt when selling tickets.

Tickets will be sold at OxfordFest on October 5, 2013 until the close of the festival, at which time the drawing for the quilt will be held. Proceeds from the tickets will be used for community service projects and the 2014 quilt show.

Additionally, if you know of any other events where the tickets could be sold, please let Carolyn know!




Joan Hayden's Woodland Clover UFO




Joan Hayden's Waste Triangle Pat Speth Class UFO



Bev Schewanick's Donation Quilt Wall Hanging UFO



Molly Steenberg's Cupcake Quilt UFO



Pam Goff's Texas Two-Step Pat Speth Class UFO



Linda Love's Alabama Table Runner UFO




John Goff's Shop Hop Inspired Lemoyne Star Quilt



Brenda Mayfield's Cosmic Jewel's Quilt



Carolyn Davis' Owl Pot Holder



Molly Steenberg's Baby Quilt UFO

**These are photos of some of the quilts shown at the March meeting. Often not all of the quilts are photographed because they are sometimes displayed too quickly!! Be sure your quilts get "their pictures taken" because they are all special!

Lick Skillet Recipe Corner

Strawberry Upside Down Cake

- 1 box white or yellow cake mix
- 1 pkg small marshmallows
- 1 small box strawberry jello
- 1 box frozen strawberries, thawed or fresh strawberries

Preheat oven to 350 degrees. Butter bottom of oblong cake pan. Spread marshmallows on bottom. Prepare cake mix according to directions on the box and place on top of marshmallows. Mix strawberry jello with strawberries and add to top. Bake 35-40 minutes. Marshmallows will melt and come to top. Cake is done when a toothpick comes out clean when inserted in center of cake. Let cool.

How a Quilter Thinks



Quilter's Tips

Save those pesky subscription and advertisement cards that are stuck in magazines to use for making quick and cheap quilt templates.

Looking for a place to press near your machine while sewing? Use a new silicone baking sheet placed on top of a piece of corrugated cardboard. It will withstand heat from an iron on the hottest setting.



Community Service Project -- The LSQG 2013 community service project committee chose chemo caps and wraps to be donated for patients undergoing chemotherapy treatment.

Community service committee members Mary Simmons and Shawnee Weigt selected these projects and started the legwork by making and testing the patterns to be sure they were accurate. Thanks to both of you!

Our April Sew Day was spent working on these caps and wraps. We have 27 caps and 24 wraps completed and some of the members took home caps to complete. Thanks to the following members who were there to help:

Deb Saska
Mary Simmons
Nancy Hildebrant
Shawnee Weigt
Carolyn Davis

Shawnee Weigt
Margaret McNaron
Becky Everett
Anita Fountain

Also a big thanks to visitors Mark Simmons, Pearl Simmons and Melody Whitten! They were a huge help, too!

We will be planning additional sewing times to work on this project. We would like for each member to participate!

"Every charitable act is a stepping stone towards heaven."—Henry Ward Beecher

Upcoming Quilt Shows & Events

May

17-18 Quilts of the Gulf Coast
Mobile Cruise Terminal
201 South Water Street
Mobile, Alabama 36602
www.azaleacityquiltersguild.com

June

8 Tallassee Now Antique Quilt Show
and Recent Quilt Competition
Tallassee City Hall
3 Freeman Avenue
Tallassee, Alabama

14-16 Georgia Celebrates Quilts 2013
Cobb County Civic Center
548 S Marietta Parkway
Marietta, Georgia
www.ecqg.com

21-22 QuiltFest 2013
Oak Mountain Middle School
5650 Cahaba Valley Road
Birmingham, Alabama
www.bhamquilters.com

If you know of any upcoming quilt shows or events that you would like posted in the LSQG Newsletter, please email that information to Anita at alfount@yahoo.com.

THE QUILT

As I faced my Maker at the last Judgement, I knelt before the Lord along with the other souls. Before each of us laid our lives, like the squares of a quilt, in many piles. An Angel sat before each of us sewing our quilt squares together into a tapestry that is our life. But, as my Angel took each piece of cloth off the pile, I noticed how ragged and empty each of my squares was. They were filled with giant holes. Each square was labeled with a part of my life that had been difficult, the challenges and temptations I was faced with in everyday life. I saw hardships that I had endured, which were the largest holes of all.

I glanced around me. Nobody else had such squares. Other than a tiny hole here and there, the other tapestries were filled with rich color and the bright hues of worldly fortune. I gazed upon my own life and was disheartened. My Angel was sewing the ragged pieces of cloth together, threadbare and empty, like binding air. Finally the time came when each life was to be displayed, held up to the light, the scrutiny of truth. The others rose, each in turn, holding up their tapestries. So filled their lives had been.

My Angel looked upon me, and nodded for me to rise. My gaze dropped to the ground in shame. I hadn't had all the earthly fortunes. I had love in my life, and laughter. But there had also been trials of illness and death, and false accusations that took from me my world as I knew it. I had to start over many times. I often struggled with the temptation to quit, only to somehow muster the strength to pick up and begin again. I had spent many nights on my knees in prayer, asking for help and guidance in my life. I had often been held up to ridicule, which I endured painfully; each time offering it up to the Father in hopes that I would not melt within my skin beneath the judgmental gaze of those who unfairly judged me. And now, I had to face the truth. My life was what it was, and I had to accept it for what it had been.

I rose and slowly lifted the combined squares of my life to the light. An awe-filled gasp filled the air. I gazed around at the others who stared at me with eyes wide. Then, I looked upon the tapestry before me. Light flooded the many holes, creating an image. It was the face of Christ. Then our Lord stood before me, with warmth and love in His eyes. He said, "Every time you gave over your life to Me, it became My life, My hardships, and My struggles. Each point of light in your life is when you stepped aside and let Me shine through, until there was more of Me than there was of you."

May all our quilts be threadbare and worn, allowing Christ to shine through.

Quilters Acronyms: PhD = Projects half Done
 PIGS = Projects in Grocery Sacks
 SABLE = Stash Accumulation Beyond Life Expectancy
 STASH = Special Treasures All Secretly Hidden
 WHIMM = Works Hidden In My Mind
 WOMBAT = Waste of Money, Batting, and Time

Executive Board

President	Carolyn Davis
Vice-President	Anita Fountain
Secretary	Joan Hayden
Treasurer	Becky Everett
Members at Large	Peggy McLeod
	Deb Saska



If the Friendship Community Center is closed for inclement weather, the Guild will not have its scheduled meeting or sew day for that day. If a meeting or sew day is rescheduled for another day, you will be notified by phone or email! Our member's safety is very important to us!

Committees/Chairperson

Hospitality	Karen Burnham
Membership	Sarah Whatley
Community Service	Mary Simmons
Opportunity Quilt	Julie Wells
Publicity and Historian	Molly Steenberg
Quilt Show	Shawnee Weigt