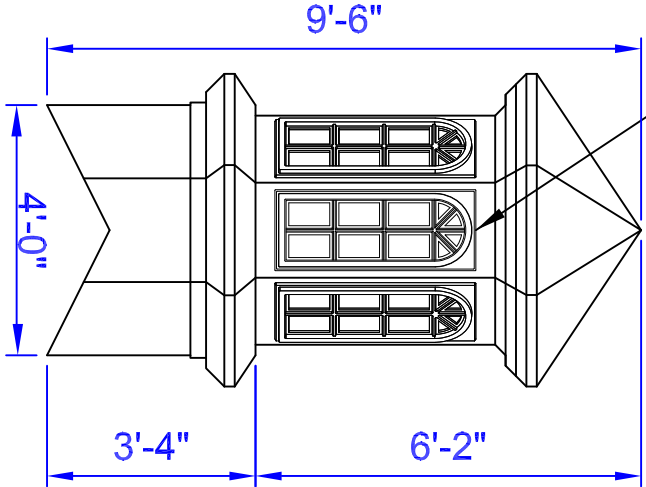


Cupola Data
 Overall Height = 9'-6"
 Base Width = 4'
 Unit Weight = 275 lbs.

Base Panel: WPK comes standard with 8 K-glass windows. See above for optional window designs.



Elevation View

Optional Window Panels

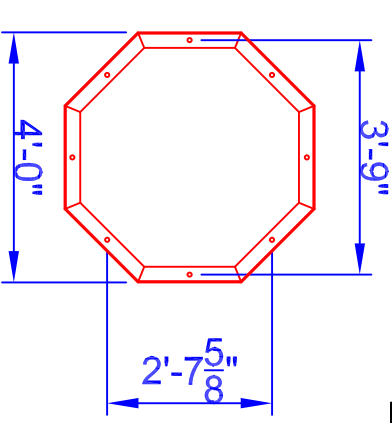
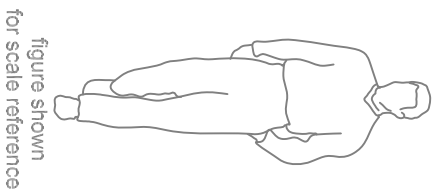
- 304** Keystone
- 311** Squared
- 306** Round Top

Note: Windows also available without panes.

Optional Cupola Finials

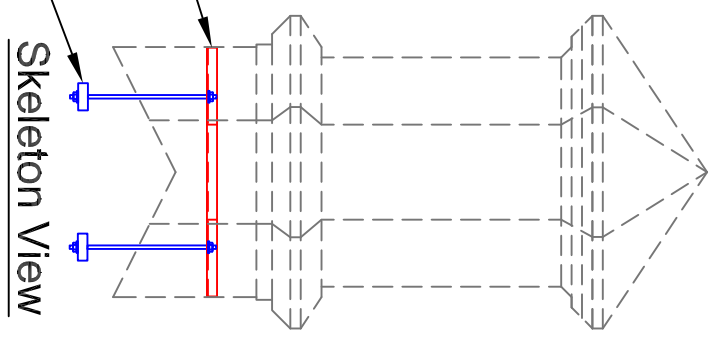
- 36" Cross
- 36" Aluminum Spire
- 8"Ø Sphere
- 8"Ø Sphere

Weatherane selection at:
www.whitehallproducts.com



Mounting Detail

Base Anchor Plate
 2" x 3" x 3/16" Steel Angle
 Sealed in FRP
 Anchor Rods
 Supplied by Others



Skeleton View

Note: All drawings are the property of Piedmont Fiberglass. Dimensions & designs may be altered to accommodate manufacturing.



Piedmont Fiberglass Inc.
 PO Box 1089
 Taylorsville, NC 28681
 Phone: 828-632-8883
 Fax: 828-632-5585
www.piedmontfiberglass.com

Cupola
 Model: **900-WPK**

Scale: **scale**
 Drawn By: **TJD/JEM**
 Created On: **2/10/07**
 Updated On: **12/03/10**