




# Shavuot



## Activity Booklet 2021

# The Feast of Shavuot

Shavuot is the third Holy feast day of Yahweh's Master Plan. It is also called **Feast of the First Fruits**, **Pentecost** or the **Feast of Weeks**. No work is to be done on this day. It is a Shabbat and a Holy gathering of His people.

## *When is Shavuot observed?...*

It is the only Holy Day that a specific day of the month is not given on the Hebrew calendar. Instead, scripture says to **count 50 days** from the first day of the week after the weekly Sabbath during the Feast of Unleavened Bread.

## *What is the purpose of this Holy Feast Day?*



Well, in the old covenant, after the Israelites first fruit offering was accepted, they would take the offering and bake two loaves of bread with leavening to present to the priests on the day of Shavuot. This would be a first food offering to Yahweh.



It is also believed that Yahweh, through Moses, gave the Torah to the Israelites in the Wilderness at Mount Sinai on the day of Shavuot!



Now, in the new covenant, **Yahshua had Yahweh's Spirit and He was the First of the first fruits to Yahweh**. Yahshua promised His disciples a Helper. So, on the day of Shavuot, Yahweh gave the Holy Spirit to the disciples to strengthen them as first fruits to do His work!





And in the fulfilling of the day of Shavuot, they were all with one mind in the same place. And suddenly a sound came out of the heaven, as a groaning spirit along by a violent wind! And it filled the entire house where they were sitting. And tongues as a fire appeared to them, being distributed, and it sat on each one of them. And they were all filled of the Holy Spirit, and began to speak in other languages, as the Spirit gave ability to them to speak.



**Acts 2:1-4**


# Acts 2 Word Search



Acts  
Fire  
Heaven  
Holy


House  
Joel  
Mind  
Shavuot


Sound  
Speak  
Spirit  
Wind

And suddenly a sound came out of the heaven, as a groaning spirit along by a violent wind! And it filled the entire house where they were sitting – **Acts 2:2** 


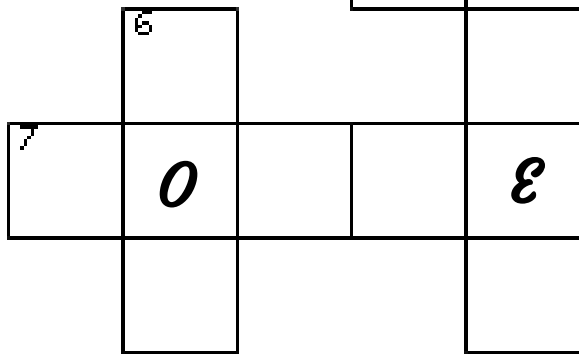
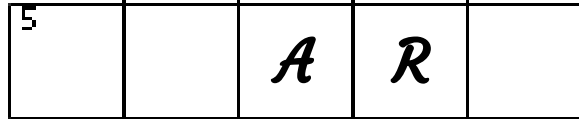
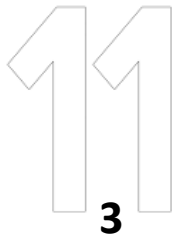
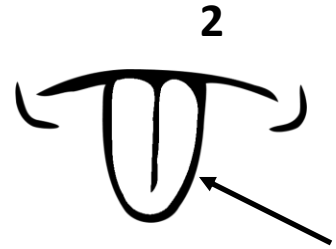
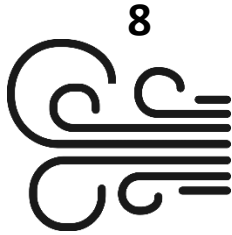
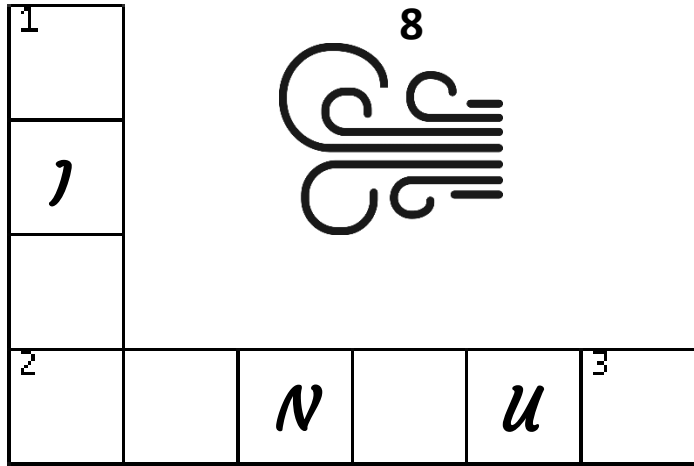
# Find the House

Can you help the disciple find the house?





And in the fulfilling of the day of Shavuot, they were all with one mind in the same place – **Acts 2:1** 


# Acts 2 Crossword



# Path to the People

Can you help the disciples find the people to preach the good news message?



But standing up with the eleven,  
Peter lifted up his voice and  
spoke out to them, Men, Jews,  
and all those living in Jerusalem,  
let this be known to you, and  
listen to my words – **Acts 2:14** 

# Fruits of the Spirit

Write one example of how you can use each Fruit of the Spirit it in your life.

*Love* \_\_\_\_\_

*Joy* \_\_\_\_\_

*Peace* \_\_\_\_\_

*Patience* \_\_\_\_\_

*Kindness* \_\_\_\_\_

*Goodness* \_\_\_\_\_

*Faith* \_\_\_\_\_

*Meekness* \_\_\_\_\_

*Self-Control* \_\_\_\_\_





## Fruits of the Spirit Basket

*But the fruit of the Spirit is: love, joy, peace, patience, kindness, goodness, faith, meekness, self-control. Against such things there is no instruction – Galatians 5:22-23*



### Supplies:

- Scissors
- Colored Pencils, Crayons, Markers, Paint
- Glue
- 2 Paper Plates




### Instructions:

1. Print, color and cutout fruits and basket.
2. Cut one paper plate in half.
3. Glue paper plates together with front of plates facing each other.  
(See example)
4. Glue basket drawing to the front of the half plate.
5. Color the paper plates whichever color you would like.
6. You can either glue the fruits to the plates like the example, or you can place fruits inside the paper plates like you would with a basket.









# Gifts of the Spirit


*And there are diversity of gifts, but there is only one Spirit – 1<sup>st</sup> Corinthians 12:4*

## Supplies:

- Scissors
- Colored Pencils, Crayons or Markers
- Glue
- String or Dental Floss



Version #1







Version #2

## Instructions Version #1:

1. Print, color and cutout pages. (Optional: Color both sides of the swirl.)
2. Write Bible Verse on swirl (1<sup>st</sup> Corinthians 12:11-12)
3. Glue flames to swirl spreading them out. You can glue on only one side or both sides.
4. Write Gifts of the Spirit on the Dove and poke a small hole on the line between the wings.
5. String a small piece of string or dental floss through the hole and tie off making a loop.
6. Poke small hole in the end of the swirl and attach the bible verse with string of dental floss.

## Instructions Version #2:

1. Print, color and cutout pages (except the swirl).
2. Write Gifts of the Spirit on the Dove and poke a small hole on the line between the wings.
3. Poke 15 small holes equally spaced on the bottom of the dove.
4. Glue or tie flames to pieces of string at equal or different lengths.
5. Do the same with the bible verse but at a length longer than the flames.
6. String and glue or tie flames to the dove, leaving hole in the middle empty.
7. Do the same with bible verse in the empty hole in the middle.




Interpretation  
of Languages

Languages

Teaching

Healing

Discernment



Administration

Faith

And there are diversity of gifts, but there is only one spirit; and there are diversity of ministries, yet Yahweh is united. And there are diversity of powers, but the same Elohim is working all things in all. And to each one is given the manifestation of the Spirit as a help to him – 1<sup>st</sup> Corinthians 12:4-7



## Fruits of the Spirit

*But the fruit of the Spirit is: love, joy, peace, patience, kindness, goodness, faith, meekness, self-control. Against such things there is no instruction – Galatians 5:22-23*

### Supplies:

- Scissors
- Colored Pencils, Crayons or Markers
- Glue
- Colored or White Paper



### Instructions

1. Cut out 9 different colored stripes about 1" (2.5cm) wide and 7" (18cm) long. Or use white paper and color them.
2. Write one fruit of the spirit on each strip.
3. Apply glue to the top of one end of one strip and apply the end of another strip on top.
4. Repeat with all 9 strips moving in a circular motion, so that you have a circle by the time all 9 strips are glued together. (**Make sure the writing is on the outside**)
5. Once the glue is dried, repeat steps 3 and 4 with the other end of the strips and once finished, you will have the shape of a ball.
6. Cut out leaf and stem shapes in a separate piece of paper.
7. Write the words "Fruits of the Spirit" and the chapter and verse, on the leaf and stem. Glue to the top of the paper ball.