



Wonderful, Colorful

Words



Every great chef knows that color is important to culinary success. People appreciate gourmet dishes not just because of their delicious taste, but also because of their beautiful appearance. Color is also essential in writing.

Colorful writing is writing that paints vivid pictures in the reader's mind. This kind of writing is achieved through careful and clever word choice and selective and detailed descriptions.

This presentation will focus on choosing **wonderful, colorful words.**



Wonderful

Colorful

Words

Precise Nouns

Nifty Names

Clear Pronouns

Vivid Verbs

Artful Adjectives

Smart Adverbs

Handy Prepositions

Friendly Conjunctions

Amusing Interjections

Trusty Transitions



Precise Nouns and Nifty Names:

Nouns are simply names. Be specific and intentional in your use of nouns to identify the persons, places, things, and ideas you write about.

Sample: The **woman** liked to place fresh-cut **flowers** on the kitchen table each morning.

Revised: **Miss Henrietta** liked to place fresh-cut **daisies** on the kitchen table each morning.



Clear Pronouns:

Pronouns take the place of nouns to help writers avoid needless and confusing repetition. They also serve to identify the speaker. To be effective, however, pronouns must match their antecedents (the nouns they are replacing) in number, person, and gender.

Sample: Mr. Smith informed **its** students that **she** would not be in charge of today's lesson.

Revised: Mr. Smith informed **his** students that **he** would not be in charge of today's lesson.



Vivid Verbs:

Verbs show action or state of being. They are the heart of a sentence, so we must choose them wisely. Use action verbs as much as possible, searching for words that paint a powerful and vivid picture of the action. Consider the connotation (feelings associated with words) of the verbs you choose. Use the "active voice" (let the subject carry out the action) whenever possible.

Sample: The sheep **was eaten** by a lion.

Revised: The lion **devoured** the sheep.




Artful Adjectives:

Adjectives describe nouns and pronouns. They help readers visualize a scene by appealing to the senses. Substitute vague and boring adjectives with beautiful and artful ones (a thesaurus will help). Hyphenated adjectives (also known as single-thought or compound adjectives) can add a powerful punch to your descriptions (don't overdo it, though).

Sample: Jamie wore an **ugly** sweater to school.

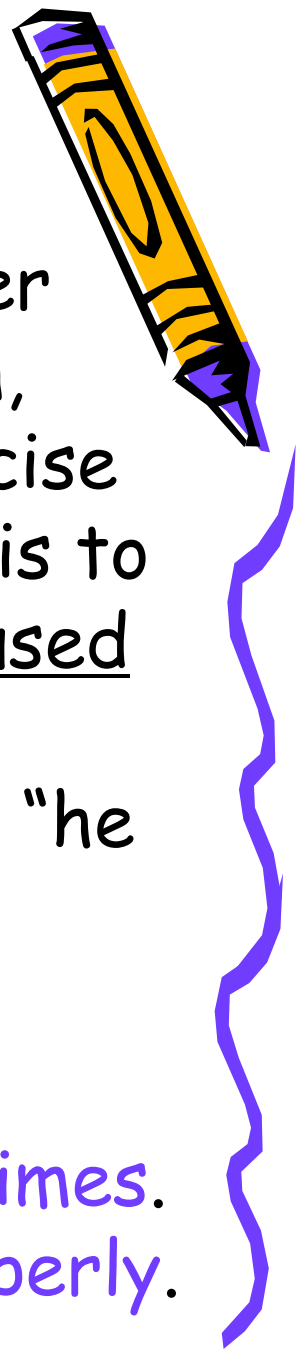
Revised: Jamie wore a **puke-colored, tattered** sweater to school.



Smart Adverbs:

Adverbs modify verbs, adjectives, and other adverbs by answering how, when, how often, where, or how much. They help provide precise information and can be used to add emphasis to a statement. However, they should not be used as "crutches" for weak verbs. For example, instead of "he ran quickly" you should write "he sprinted" or "he dashed."

Examples: This is **totally** cool!
He is **terribly** funny **sometimes**.
I failed to understand **properly**.



Handy Prepositions:

Prepositions are found at the beginning of prepositional phrases. Prepositional phrases add information to a sentence by acting like adjectives or adverbs. They are very useful when writing descriptions.



Examples:

The lemonade is on the table.

The boy is sitting behind the table.



He is full of excitement.



Friendly Conjunctions:

Conjunctions connect words, groups of words, and sentences. They are especially useful in constructing elaborate and compound sentences. The most common conjunctions are the "FANBOYS":

For
And
Nor
But
Or
Yet
So





Amusing Interjections:

These stand-alone beauties can add pizzazz to any mode of writing, but we must be careful not to overuse them. Here are a few examples:



Yes
No
Ouch
Help
Wow
Oh
Yikes



Cool
Great
Well
Gee
OMG
Oops
My goodness



Trusty Transitions:

Transitions include conjunctions and certain adverbs. They're like bridges that link ideas so they're easier to follow. They also clarify relationships between ideas. There are many types of transition words. The most common are the "chronology" transitions.

Examples:

first, to begin with, second, next, also, then, before, after, during, later, suddenly, meanwhile, finally



Suggestion:

Start the following lists of words and keep them in your writer's notebook. Add to the lists whenever you encounter wonderful, colorful words.

Nifty Names and Terrific Titles


Sensory Details (hearing, seeing, smelling, tasting, touching)

Better Words (other words for say, look, go, etc.)

Figurative Language (similes, metaphors, etc.)

Awesome Words (cool vocabulary words to "own")

Yum!




Bibliography

Horsfield Alan. *Fiction Writing*. Westminster:
Teacher Created Resources, Inc. 2008.

Kemper, Dave, Patrick Sebranek, and Verne
Meyer. *Write Source*. Wilmington:
Great Source Education Group, 2005.

Lee, Martin and Marcia Miller. *40 Elaboration
Activities*. New York: Scholastic. 2007.



This PowerPoint presentation

was created by

Ms. Elsa Pla, the Write Cook.

www.writecook.com

