

LICK SKILLET QUILT GUILD NEWSLETTER

Volume 1, Issue 5

June 2013



June Calendar

- 7th-8th Debby Kratovil
Classes
- 10th Guild Meeting
- 14th Flag Day
- 16th Father's Day
- 21st Summer Begins

A Word From Our President!

Hi, Everyone!

It's hard to believe we are already into the 6th month of the 2013 quilt guild year! Time has really gone by fast! We have had some really fun and interesting programs, challenges and such and still have the other half of the year left! I hope we will be able to keep you as interested and motivated as we have so far! Many of you have expressed your enjoyment in the meetings as well as ideas for the guild and we want that to continue which leads me to our Debby Kratovil classes!

Debby will be here next week and I am really looking forward to learning lots of new things as well as our fellowship we always enjoy when we are together. Those of you attending, please try to be at the Oxford Civic Center at 8:00 a.m. or shortly thereafter to set up your "sewing station" so we will be ready to start the class promptly at 9 o'clock. Those of you who did not sign up, there are a few spaces still available. Also, if you know anyone outside the guild who would like to attend, please let them know that they may sign up and that the fee for non-members is \$47.50.

Have you started on your "Ugly Fabric" challenge yet? I think I know what I will do with mine, but it just has to be ugly with the stuff I received in my bag! I think we'll have fun doing it!

Everyone please be thinking about what committee you would like to serve on for the first-ever Lick Skillet Quilt Show! Let us know your preferences before you are roped into working in an area that is necessary...BUT not necessarily one you like! It will take all of us to pull this off.

Don't forget to get your Opportunity Quilt tickets at the June meeting. Everyone I have shown the quilt just loves it! I think it will be very easy for us to sell tickets.

That's it for now. Looking forward to seeing you at the meeting!!!

Carolyn

*Welcome to our
newest members!*

Pam McGhee

Sarah Gunter

Linda Lackey

Teresa Bonds

*We are so happy to
have you in our guild!*

Visitors

*Jack and Cathy Goff
Barbara Gillespie
Tara Dennis*

HAPPY FATHER'S DAY

*When I was young, you helped me grow,
And taught me all I had to know
Of love and trust and faith and hope,
And everything it takes to cope.
You may have thought I didn't hear,
Or maybe that you weren't quite clear;
But all the things you taught to me
Were heeded very carefully,
And now I want to thank you for
Your love, your care, and so much more!*

June Birthday



3rd Mary Simmons

If we've missed your birthday, please email Sarah at sadiewhat@gmail.com so the roster can be updated.

*2013 Sew Days
Friendship Community
Center*

*July 10th (Wednesday)
September 9th (Monday)
October 19th (Saturday)*

*Times and any other
additional information
will be announced at
the meeting prior to the
scheduled sew day for
that month.*



June Program: All About Chenille

For the June meeting, our program will be given by our long distance guild member, Ginger McNeal, who will be here for Debbie Kratovil's classes this month! Ginger will be showing us how to take regular cotton fabric and create beautiful chenille. She will show the techniques on layering, marking and sewing fabric by taking regular cotton fabric and creating beautiful chenille. She will also be bringing some of the chenille projects she has completed herself.

June Refreshments:

The refreshments for the June meeting will be provided by Carol Bentley, Sue Gardner, Jannette Lackey and Jane Wilson.

Thanks to Bernice, Babbette and Melissa for the refreshments for the May meeting. They were delicious!

**There are a few members who have not signed up for refreshments. Please take the time to do so before we ask members to who have already provided or who are scheduled to bring refreshments during the remainder of the year to sign up again!

June Drawing:

Common Threads –

Threads, like us, come in all colors, kinds and uses but they are common in that they bring us together for the same purpose!

Our June drawing will be thread. Bring whatever kind or color you wish! Again, we will have tickets for each item entered and will draw from those tickets.

Congratulations to Peggy McLeod who won the pastel and floral fat quarters at the May meeting!

Thanks to -- Mary Anne Henderson, owner of Red Hen Fabrics in Marietta, Georgia for making the trip to Oxford to speak to us. Mary Ann showed us numerous projects she has done over the years and gave us some great ideas on using embellishments such as buttons, rickrack, applique and satin stitching. She showed how she incorporated some of these different embellishments in an Elvis quilt, a sock quilt, an ice cream cone quilt, grid quilts, batik scrap quilts, animal print quilts, landscape quilts and a whole cloth silk quilt using thread painting. She is definitely a very creative quilter and it was an inspiration to have her at our meeting. Her quilts are definitely unique and she has a creativity that many of us wish we could just have a portion of! We had some very good feedback from many of you about her presentation and trunk show. Mary Ann was very complimentary and extremely impressed with our guild! She also mentioned that some of our members had been in her shop since the May meeting! Thanks for making her welcome!

It's Time – Welcome Debby Kratovil! For those of you who are registered to take the classes this month from our national teacher, Debby Kratovil, it is finally here! Don't forget the classes will be held at the Oxford Civic Center on the 7th and 8th and will begin at 9:00 a.m. both days. Please plan to be there by 8:30 to have your machines and work areas set up so the classes can begin on time! Don't forget to have your fabric cut as described on the materials list that you have for each class! Also, don't forget to bring your extension cords and money for goodies you may want to purchase from Debby!

Carolyn sent out an email to all who are registered for the class indicating what you need to bring for lunch on the days you are signed up. If you didn't get the email, please let Carolyn or Anita know so that we can resend it to you!

Any of you who haven't signed up and have decided you would like to attend, there are still a few seats available, so if you are interested contact Carolyn and she will get you on the list!

Member Highlight! ***Each month we will be highlighting a member of our guild in the newsletter! This is an opportunity to get to know our members.*

Meet Mindy Steenberg - Mindy is the youngest member and also a charter member of our guild! Mindy graduated from Oxford High School and is presently taking college courses in sociology and child development. She is a girl scout leader and is very involved in her church, teaching children's church and preschool Sunday school classes. She has been sewing as long as she can remember. Her earliest memories are helping her Mom lay out a pinwheel quilt and sitting on her mother's lap, guiding the fabric before she could reach the pedal, so she could "sew". Her favorite quilting technique is combing embroidery and quilting to make unique baby gifts. She loves scrap and crazy quilts.

Favorite Color: Teal

Favorite TV Program: Monk Movie: Courageous

Favorite Books: Historical romance and Amish

Favorite Music: Country

Favorite Food: Chinese

Cats, Dogs or Both: Both, twin Persians, Ali and Walker and a terrier mix, Mork

Favorite Vacation Spot: The Caribbean

If I could travel anywhere: London

One word you feel describes you: Inquisitive

Best attribute: Being helpful

Likes to do for others: Cook

2013 Opportunity Quilt

The opportunity quilt tickets were issued to members at the May meeting. If you were not at the meeting or did not get tickets, please remember to get them this month! Every ticket sale counts! We are finding that when folks see our quilt it is easy to sell them a ticket!!!

One thousand (1,000) tickets were printed and the cost of each ticket is \$1.00. Each guild member is asked to personally sell a minimum of 10 tickets. Photo cards are available for those of you who want to show the quilt when selling tickets.

Tickets will be sold at OxfordFest on October 5, 2013 until the close of the festival, at which time the drawing for the quilt will be held. Proceeds from the tickets will be used for community service projects and the 2014 quilt show.

Additionally, if you know of any other events where the tickets could be sold, please let Carolyn know!

2013 UFO Challenge Update

The UFO challenge for this year is still a hit! We have seen quilt a few finished objects at show and tell each month. We have 20 members participating and have had over a dozen UFOs completed! At this rate, we are going to get all of our projects caught up and will have to plan a road trip to buy more fabric so we can get behind again!

We have had several new members come on board since we began this challenge. If any of you would like to participate, you still can! Come join the race! Let Anita know if you need a UFO form!

Upcoming Quilt Shows & Events

June


- 8 Tallassee Now Antique Quilt Show and Recent Quilt Competition
Tallassee City Hall
3 Freeman Avenue
Tallassee, Alabama
- 14-16 Georgia Celebrates Quilts 2013
Cobb County Civic Center
548 S Marietta Parkway
Marietta, Georgia
www.ecqg.com
- 14-16 Mountain Memories 7th Biennial Quilt Show 2013
1398 Livingston Road
Crossville, Tennessee
- 21-22 QuiltFest 2013
Oak Mountain Middle School
5650 Cahaba Valley Road
Birmingham, Alabama
www.bhamquilters.com

If you know of any upcoming quilt shows or events that you would like posted in the LSQG Newsletter, please email the information to Anita at alfount@yahoo.com.



*Celebrate Flag Day
June 14th*

May Show and Tell



Jo Lipham's Celtic Knot UFO



Shawnee Weigt's Trash to Treasures Pineapple Quilt UFO wedding gift to daughter



Margaret McNaron's Irish Chain with applied cat UFO



Jinnia Flynn's Quilt for her grandmother



Jinnia Flynn's Kaleidoscope Quilt



Mindy Steenberg's Kaleidoscope Quilt



Molly Steenberg's Trash to Treasures Pineapple Quilt UFO



John's Dad, Jack Goff's Fence Rail



Carolyn Davis' Die-Cut Apron

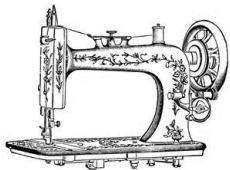


Carolyn Davis' Challenge for Peach Festival in Louisiana



Carolyn Davis' 30's Quilt with Pat Speth Tulip Border UFO

**These are photos of quilts and projects shown at the May meeting. There are times when all of the quilts aren't photographed because they are sometimes displayed too quickly!! Be sure your quilts get "their pictures taken" because they are all special!



Did you know?

June 13th is Sewing Machine Day, celebrating a very important invention----the sewing machine!

The first sewing machines were made in France in the 1830s but it wasn't until 1846 that they were patented in the U.S. What a great invention! Prior to it's creation, clothes and quilt items were sewn together by hand....stitch by stitch.

People who know how to use a sewing machine are dwindling in number. Our mothers and grandmothers had a sewing machine in the house and they used it, too. But, does every mother and grandmother you know have a sewing machine? Chances are, the answer is no.

So, if you have a sewing machine, enjoy today making things with it. Encourage those you know to do the same. If not, get them to consider picking up sewing as a hobby!

Lick Skillet Recipe Corner

Bacon Walnut Pimiento Cheese Spread

- 8 oz package cream cheese, softened
- 2 c. shredded sharp Cheddar cheese
- 2 c. shredded American cheese
- ½ c. mayonnaise
- 2 4 oz. jars diced pimientos, drained
- 2 tsp Worcestershire sauce
- 1 tsp dry mustard
- ¼ tsp garlic powder
- 1/8 tsp hot sauce
- 2 oz. chopped walnuts
- 5 strips bacon, cooked crispy and crumbled

Beat cream cheese at medium speed with mixer. Stir in remaining ingredients. Spread can be refrigerated in a tightly covered container up to 2 weeks. Serve with crackers or use as spread for sandwiches. Delicious served on wheat bread. Yield: 4 cups

Did You Know?

When Tying a Knot in Thread for Hand Sewing, that -

Thread has a direction, so it matters where the knot is for hand sewing. When you thread your needle for hand sewing - whether it is piecing or quilting - tie a knot in the end of the thread that is closest to where you cut the thread off of the spool. Because thread is twisted as it is made, it has a kind of "grain." Stitching with the thread in the direction it comes off the spool will keep it from tangling and twisting as much when you are sewing.

Quilter's Humor

Sunday after church, a Mom asked her very young daughter what the lesson was about. The daughter answered, "Don't be scared, you'll get your quilt." Needless to say, the Mom was perplexed. Later in the day, the pastor stopped by for tea and the Mom asked him what that morning's Sunday school lesson was about. He said, "Be not afraid, thy comforter is coming!"



"Technically, your correct, but it should say, 'Quilt Fabric Shoppers'."




Clever Fabric Hideaways

Here are some creative storage spots designed to hide fabric from anyone who "just doesn't understand" why you need it all!

- ✚ A box labeled "Christmas ornaments" or "baby clothes"
- ✚ In the freezer wrapped in butcher paper and labeled "meat loaf"
- ✚ Go shopping with a friend, trade bags before you get home, then declare "This isn't mine, I'm just holding it for a friend"
- ✚ The trunk of your car, in a Walmart bag
- ✚ A wire hanger covered by a dress or blouse -- this is good for about 2 yards
- ✚ In plain sight -- on an open shelf, neatly folded and color coordinated to your room décor

It's all in fun! Although spreading your fabric in various places all around the house a little in a bunch of different spots, it doesn't look like you have "that much."



Community Service Project

-- Remember, our LSQG community service projects are a big portion of our Guild Mission statement. The committee chose chemo caps and wraps for the guild to make and donate for patients undergoing chemotherapy treatment. We need to make sure we make an adequate number of these to donate. Mary Simmons is our chairperson for this project. We will get an update from her at this month's meeting on how many have been completed of each, how many more she feels we need to get done, who the caps and wraps will be going to and when we need to get them delivered. If anyone has any they are working on at home, please bring them to the meeting if they are finished or let us know how many you have or anticipate completing.

We are working on a community service project with the Girl Scouts in the fall that will allow us to give to others while working with young girls to earn a badge or patch and hopefully peak their interest in the craft of quilting and sewing!

"Every charitable act is a stepping stone towards heaven."—Henry Ward Beecher

Quilter's Tips



Keep an old yogurt container with an appropriate size slit cut in the lid in your sewing area to house spent blades, dull or broken needles, etc. When it is full wrap it with tape and dispose in the trash.

2014 Quilt Show Update –

The date for our first quilt show has been set and is on the calendar for September 11-13, 2014 at the Oxford Civic Center.

At this month's meeting, Shawnee Weigt, our quilt show committee chairperson will give us an update and will begin asking for volunteers to serve on the various committees that will be needed for the show. Think about what committee you feel you would like or will be the most beneficial serving on! This is YOUR show and it will take everyone us working together for it to be a success!

Ugly Quilt Challenge –

Those who are participating in the ugly quilt challenge, swapped their fabric at the May meeting. We have several members who are doing this challenge! It will be very interesting to see, at the September meeting, what has been created out of these fabrics.

Those of you in the challenge remember that we made some changes to the rules at the May meeting. The quilt size is 30x40 and must contain at least 50% of the ugly fabric! Also, if you need fabric for your backing and don't want to purchase any or use any of what you have, Anita has a bolt of muslin available that you can cut your backing from. Just let her know!

Executive Board

President	Carolyn Davis
Vice-President	Anita Fountain
Secretary	Joan Hayden
Treasurer	Becky Everett
Members at Large	Peggy McLeod Deb Saska



If the Friendship Community Center is closed for inclement weather, the Guild will not have its scheduled meeting or sew day for that day. If a meeting or sew day is rescheduled for another day, you will be notified by phone or email! Our member's safety is very important to us!

Committees/Chairperson

Hospitality	Karen Burnham
Membership	Sarah Whatley
Community Service	Mary Simmons
Opportunity Quilt	Julie Wells
Publicity and Historian	Molly Steenberg
Quilt Show	Shawnee Weigt

Lick Skillet Quilt Guild -- Our Mission: To promote an appreciation of the art of quilting; to share knowledge about quilts and quilting, and to perform community service projects.

The Guild is a non-profit organization open to anyone interested in quilts or quilting. Monthly meetings are 6 p.m. on the second Monday of each month at the Friendship Community Center, 2930 Friendship Road, Oxford, Alabama 36203. Guests are welcome. Annual dues are \$25, renewable in January of each year. Find us online at www.facebook.com/#!/groups/455735277826951 or Lickskilletquiltguild.blogspot.com

Member address changes contact: Sarah Whatley, 256-831-3356

Contributions to Newsletter are welcome. Articles and ads are due no later than the third Monday of each month. The name and phone number of the author must accompany all contributions. To submit an article, send an email message to Anita Fountain at alfount@yahoo.com. Text files or hard copy are accepted.