

FEED MY LAMBS

CHILDREN'S PAGE

TO YAHWEH BE
ALL PRAISE,
HONOR, and GLORY
COYHWH.com
HISWonderousWorks.com
JANUARY 2016



"Spreading the Good News - One Lamb, at a Time"

Bible Story Time

A SHEPHERD BOY IS ANOINTED KING

1 Samuel 16:1-13

After Saul did evil and failed to follow YAHWEH a new king was to be anointed to rule Israel.

YAHWEH said to Samuel, "Until when will you mourn for Saul, for I have rejected him from reigning over Israel? Fill your horn with oil and go. I will send you to Jesse the **Bethlehemite**, for I have seen a king for Me among his sons."

Samuel said, "How can I go? When Saul hears, then he will kill me."

YAHWEH said, "You will take a heifer from the herd in your hand, and say, I have come to sacrifice to YAHWEH. Invite Jesse to the sacrifice and I will make you know what you will do. You will anoint for Me whomever I say to you."

Samuel did what YAHWEH said, and came to Bethlehem. The elders of the city trembled to meet him, and said, "Do you come in peace?"

He said, "Peace! I have come to sacrifice to YAHWEH. Sanctify yourselves and you shall come with me to the sacrifice." He sanctified Jesse and his sons, and called them to the sacrifice.

It happened as they came in, he saw Eliab, and said, "Surely before YAHWEH is His Messiah."

YAHWEH said to Samuel, "**Do not look on his appearance, nor to the height of his stature, for I have rejected him. For man does not see what He sees. For man looks for the eyes, but YAHWEH looks for the heart.**"

Jesse called to Abinadab, and he passed him before Samuel, but he said, "Also YAHWEH has not chosen this one." Jesse passed Shammah by, but he said, "Also YAHWEH has not chosen this one."

Jesse passed seven of his sons before Samuel, but Samuel said to Jesse, "YAHWEH has not chosen among these."

Samuel said to Jesse, "Are these all the young men?" And he said, "There yet remains the youngest; and he is feeding the flock."

Samuel said to Jesse, "Send someone to get him and bring him here, for we will not sit until he comes here."

David was brought in. He was ruddy, with beautiful eyes and good form. YAHWEH said, "Rise up, anoint him, for this is he." So, Samuel took the horn of oil and anointed him in the midst of his brothers and the Spirit of YAHWEH came upon David from that day and onward.

MINI LESSON DISCUSSION:

What did YAHWEH tell Samuel to do?

How many sons did Jesse have?

Why did YAHWEH tell Samuel not to judge by his eyes?

What was the name of the young boy whom Samuel anointed?

How did Samuel anoint young David?

What did you learn from this story?

Israel Fun Facts...

What is a Shepherd?

Written by one of our young readers!

Sheep are mentioned in the Bible more than 500 times, more than any other animal. What is the reason for sheep in the Bible? Sheep were important to the people for food, clothing and other things. Sheep are used throughout the Bible to refer to YAHWEH's people.

Sheep were kept for their milk, meat and especially their wool. The duty of shepherds was to keep their flock together, protect it from predators (like wolves) and guide. In ancient times, shepherds also milked their sheep, and made cheese from this milk. It was mainly a job of men without children; Shepherds were often the younger sons of farmers, who did not inherit any land. In other places, each family would have a family member to shepherd its flock, often a child, or an older person who couldn't help much with harder work. Shepherds would normally work in groups either looking after one large flock, or each bringing their own. They would live in small cabins, often shared with their sheep, and would buy food from local communities.

Why does YAHWEH say Shepherds are important?

John 21:15-17: Then when they dined, Yahshua said to Simon Peter, Simon, son of Jonah, do you love Me more than these? He said to Him, Yes, Master, You know that I love You. He said to him, **Feed My lambs!** Again He says to him, secondly, Simon, son of Jonah, do you love Me? He says to Him, Yes, Master, You know that I love You. He said to him, **Shepherd My sheep!** Thirdly, He said to him, Simon son of Jonah, do you love Me? Peter was grieved that He said to him a third time, Do you love Me? And he said to Him, Master, You perceive all things, You know that I love You! Yahshua said to him, **Feed My ewes!**

Do you know why Yahshua told Simon Peter to take care of His flock so many times?

Let's put it like this, YAHWEH and Yahshua are like our Shepherds, and we are the sheep. Yahshua wanted Simon Peter to take care of His congregation, to protect it from the wolves and other predators after He left the earth. And as long as we stay close to our Shepherd (Yahweh and Yahshua) than He can fight off the wolves.

Remember, never stray too far from the Shepherd!





HEBREW LESSON

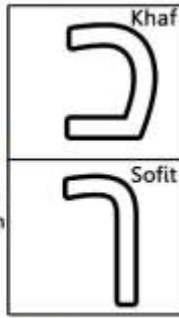
The Kaf/Khaf is the Eleventh letter of the Hebrew Alphabet. There are two possible ways this letter can be pronounced.



If there is no dot, the letter is pronounced "KH" as in bach.

Every letter of the Hebrew Alphabet represents a picture!

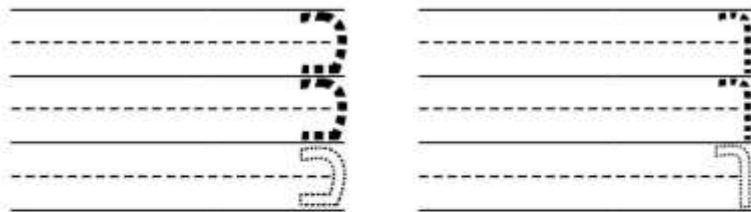
Five Hebrew letters are formed differently when they appear as the last letter of a word.



If there is a dot in the middle of the letter called a dagesh mark, then the letter is pronounced like a "K" as in kite.

These are called "Sofits" (pronounced so-feet) and they take the same sound as the original.

Practice writing your Hebrew using the lines below.



Hebrew is read and written from right to left.

(Blau) Ka'khol - כָּחֹל

(Vertical) Ana'Khee - אֲנָכִי

(Quilt) Pookh - פּוֹחַ

In this word the Kaf would take the "ka" sound because of the Kamats vowel point below and the dot in the middle.

In this word the Khaf would take the "khee" sound because of the vowel point underneath.

In this word the "Khaf Sofit" would take the hard "ch" sound because it's at the end of the word.

This vowel point is called a "Khataf Patakh." It takes an 'A' and it gives the 'AH' sound as in father.

Healthy Snack Recipe Idea:

HONEY CINNAMON GRANOLA BARS

You can use gluten-free oats & flour to make gluten free!

Ingredients

- 3 1/4 cups old-fashioned rolled oats
- 3/4 cups crispy rice cereal
- 2/3 cups oat flour OR whole wheat pastry flour
- 3 tablespoons coconut sugar
- 3/4 teaspoon baking soda
- 1 tablespoon cinnamon
- 3/4 teaspoon salt
- 2/3 cup honey
- 1/3 cup melted coconut oil
- 2 teaspoons pure vanilla extract



Quick & Easy to Make!

Directions

Preheat oven to 350°F. Line a 9- by 13-inch baking pan with parchment paper.

In a large bowl, stir together oats, crispy rice cereal, flour, brown sugar, baking soda, and salt. Measure honey, melted coconut oil, and vanilla into a measuring cup, then drizzle over oat mixture and stir until all ingredients are completely combined.

Transfer oat mixture into prepared pan and press down very firmly into an even layer. Bake for 20 to 25 minutes or until light golden brown on top. Remove from oven and use the flat bottom of a small pan or dish to press down granola bars again. Cool in pan for 15 minutes, and then use parchment paper sling to carefully lift granola bars out onto a cutting board (you can leave them sitting on top of the parchment paper). Cool for 5 more minutes and then cut into 12 bars. Remove to a cooling rack to finish cooling completely. Store in an airtight container.

REMEMBER: Please be safe and prepare the snacks with an adult!

BIBLE RIDDLE of the MONTH:

A riddle is a puzzling question to be solved or guessed.

Can you find the answer to this riddle?

These tools provide comfort. One is used to fight off predators and the other used to guide.

What are they?

December Riddle:

It is found in Beersheva

A memorial to a covenant between two people

What am I?


December Answer: **A tamarisk tree!** Remember the last step to the Hebrew blood covenant?

And Abraham planted a tamarisk tree in Beer-Sheva, and there he called on the name of YAHWEH El Olam. (It means Everlasting) Genesis 21:33

Can You Discover the Phrase in the Puzzle?



Form words from the vertical list of letters below to solve this puzzle. For example, the first list of vertical letters is N, S & Y. Place the N, S and Y in the first vertical row of white boxes. The next vertical row is H, A, O, and I. Place them in the next vertical row of white boxes. You will begin to see words form horizontally as you play around with the positioning of the letters.



E

H M H A D
 N A E P Y E R L
 S O T W L H C I
 Y I H S H A L K S



Now that you have figured out the puzzle, where is it found in the Bible?

YAHWEH'S UNCHANGABLE LAWS:

Your righteousness is forever, and Your Torah is truth. Psalms 119:142



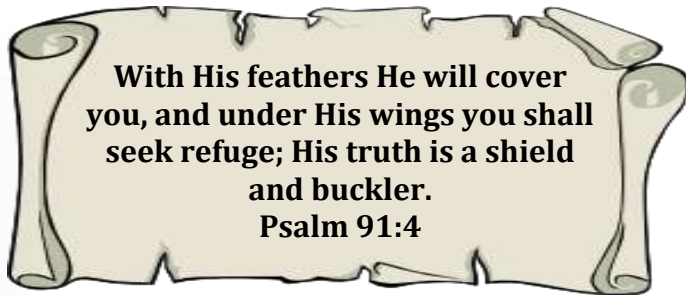
How does a law written in the Torah apply today?

Exodus 23:4 - When you happen on the ox of your enemy, or his wandering donkey, returning you shall return it to him.

This Torah law remains forever. It could pertain to a lost or wandering pet or simply an object. For example, if you found something that you knew belonged to your neighbor it would be your responsibility to return it to them. Even if that neighbor is someone that is unfriendly and/or does not like you. Yahshua told us also in Matthew 5:44 to love our enemies; bless those cursing us and to do well to those hating us. By returning what your enemy lost, you are obeying this law in the Torah and showing love to your enemy!

Memorize the Bible Verse!

With His feathers He will cover you, and under His wings you shall seek refuge; His truth is a shield and buckler.
Psalm 91:4



Did You Know

YAHWEH, created **SEVEN** fruit-producing plants/trees, in the land of Israel, that grow on their own with no help from man. These are:

Wheat - Barley - Pomegranates
Figs - Olives - Grapes - Dates

WOW! Isn't our heavenly Father an amazing Provider for His children!



EXPLORE THE ANCIENT CITIES... BETHLEHEM – The House of Bread

Located about five miles south of Jerusalem is one of the oldest cities in Israel. It is called **Bethlehem**, or in Hebrew **Beit Lehem**, which is known as the **House of Bread**. In early times, Bethlehem was called by another name, **EPHRATH** or **EPHRATAH**.

There were several well-known people in the bible who were born and lived in the town of Bethlehem. When Jacob and his family were coming from Bethel on the way Ephrath, they stopped and Rachel gave birth to their son, Benjamin. After a difficult birth, Rachel died and they buried her in Bethlehem (Genesis 35:16,19). Much later on, Ruth and Boaz came to Bethlehem and started their family, which became the *House of David*. Not only was the famous King David born in Bethlehem, but Yahshua the Messiah was born there also (Matthew 2:1)!

Today, the city of Bethlehem is part of the West Bank in Israel. It is occupied and controlled by the Palestinian people with a population of approximately 25,000-30,000 people living there.



Bible Trivia:

1. What was Joseph's sister's name? **Genesis 30:21**
2. Which king turned the house of Baal into an outhouse? **2 Kings 10:27**
3. Who wrote the book of Revelation? **Revelation 1:1**
4. Which disciple was sitting at a tax booth when Yahshua called him? **Matthew 9:9**
5. What river was Yahshua baptized in? **Matthew 3:13**
6. What was the first thing that Satan tempted Yahshua with in the wilderness? **Luke 4:3**

1-Dinah 2-Jehu 3-John 4-Matthew 5-Jordan 6-Food (Bread)


Shalom Readers!



Glory be to **YAHWEH!**
Thanks to all for sharing and reading!

YAHWEH bless!

YAHSHUA tells us: *I am the Good Shepherd! The Good Shepherd lays down His life on behalf of the sheep. Matthew 10:11*



What man of you having a hundred sheep, and losing one of them, does not leave the ninety nine in the open and go after the lost one until he finds it?

Luke 15:4-7

W. McW

FEED MY LAMBS

CHILDREN'S PAGE

TO YAHWEH BE
ALL PRAISE,
HONOR, and GLORY
COYHWH.com
HISWondrousWorks.com
FEBRUARY 2016



"Spreading the Good News - One Lamb, at a Time"

Bible Story Time

THE BATTLE and the PLUNDER

1st Samuel chapter 30



When David and his men came to Ziklag, they saw that the Amalekites had raided to the Negev, even to Ziklag burning it with fire. They captured the women in it, from the small even to the great; they did not kill anyone, but they led them away.

David and the people grieved because their wives, sons and daughters had been taken captive. They mourned and wept, until they could weep no more. David's two wives Ahinoam and Abigail were taken. He was greatly distressed, because the people said they were going to stone him. They were angry with him, because their sons and daughters were taken.

He made himself strong in YAHWEH and told Abiathar the priest to bring the ephod near to him. David asked of YAHWEH, saying, "Shall I pursue this troop? Shall I overtake it?" YAHWEH said to him, "Pursue, for you shall certainly overtake, and shall certainly recover."

So David went on, and took six hundred men with him. They came to the torrent Besor. Two hundred men stayed there to rest, because they were too exhausted to continue. The other four hundred men pursued with David.



On their way, they found an Egyptian man in the field, and took him to David. They gave him food to eat and water to drink. He ate, and his spirit returned to him, for he had not eaten food nor drunk water three days and three nights.

David asked him, "Whose are you? And from where do you come?" And he said, "I am an Egyptian youth, a slave to an Amalekite man. My master abandoned me, for I had been sick three days." He told David where they raided and what they had done.

David said to him, "Are you able to bring me down to this troop?" And he said, "Swear to me by Elohim that you will neither put me to death, nor deliver me up into my master's hand, and I will bring you down to this troop."

The Egyptian youth brought David and his men to where the troop was located. Behold, they found them spread out over the face of all the earth, eating and drinking and feasting, with all the great plunder which they had taken out of the land of the Philistines, and out of the land of Judah.

David struck them from the twilight evening to the evening of the next day. Not a man of them escaped, except four hundred young men who rode on camels and fled. He recovered all that the Amalekites had taken; and he recovered his two wives. Nothing was missing to them and he brought back all of it.

David came upon the two hundred men at the torrent Besor who were too exhausted to go with him. Every evil and worthless man of the men who had gone with David said, "Because they did not go with me, we will not give any plunder to them which we have delivered."

David said, "You shall not do so, my brothers, with that which YAHWEH has given to us. He has protected us, and has given the troop which came against us into our hand. Who will listen to you in this thing? For as the portion of him who goes down to battle, so shall be his share who remains by the baggage. They shall share together."

And it was so, from that day and forward he commanded it for a statute and for an ordinance for Israel to this day.

MINI LESSON DISCUSSION:

- What did David and his men see when they came to Ziklag?
- What did David do when the people wanted to stone him?
- How many men did David take with him to go after the Amalekites?
- How many men stayed behind and why?
- How did the Egyptian youth help David? And what did he ask of David in return?
- Why did David rebuke his men about the plunder? And what did he tell them?
- WHO won the victory for the people that day?
- What did you learn from this lesson?

Israel Fun Facts...



DEAD SEA SCROLLS

One of the greatest archaeological treasures discovered in the land of Israel are the Dead Sea Scrolls. The remains of about 800-900 ancient writings were found in some 15,000 fragments. Within the fragments almost all the books of the Hebrew Bible are found. There are also extensive writings about a strict Torah observant Jewish sect of people who also believed in the Messiah. They were called Essenes. It is believed the scrolls were likely written by them and whom also who hid them in the caves to preserve them.

How the scrolls were first discovered...


In 1947, a Bedouin shepherd boy was searching along the cliffs of the Dead Sea when he accidentally came upon a cave which stored seven clay jars containing ancient scrolls. It is said the young shepherd was looking for his lost goat and tossed a stone in one of the caves only to hear the sound of pottery shattering. The cave was one of eleven caves discovered where the scrolls were hidden, which was later named the Qumran site.

The Dead Sea Scrolls are crucial to biblical history and they can be found on display in Jerusalem's Israel Museum at the Shrine of the Book.

HEBREW LESSON

The Lamed is the Twelfth letter of the Hebrew Alphabet. It takes the "L" sound as, in love and long.

Practice writing your Hebrew using the lines below.



Hebrew is read and written from right to left.



Every letter of the Hebrew Alphabet represents a picture!

(White)
Lavan - לבן

In this word the Lamed would take the "La" sound because of the kammats vowel point underneath.



This vowel point is called a "Segol." It takes an "E" and it gives the "EH" sound as in bet.

(Onion)
Batsal - בצל

In this word the Lamed would take the regular "L" sound as in the word tall.

(Peace)
Shalom - שלום

In this word the Lamed would take the "lo" sound because of the vowel point above the vav.

BIBLE RIDDLE of the MONTH:

A riddle is a puzzling question to be solved or guessed.

Can you find the answer to this riddle?

Used by a very large man, found wrapped in a cloak behind an ephod, given to a future king

What is it?

January Riddle:

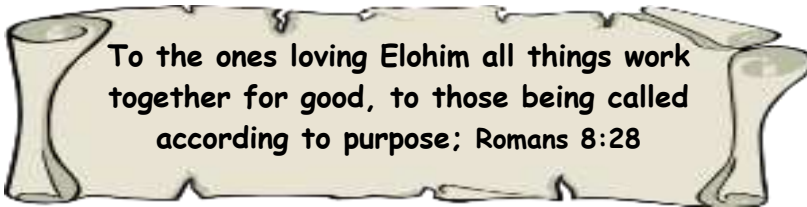
These tools provide comfort. One is used to fight off predators and the other used to guide

What are they?

January Answer: **The rod and the staff**

Yea, though I walk through the valley of the shadow of death I will fear no evil; for You are with me; Your rod and Your staff, they comfort me. Psalm 23:4

Memorize the Bible Verse!



Healthy Snack Recipe Idea:

CHEEZY BROCCOLI STICKS

A delicious way to eat your broccoli!!

Ingredients:

- 16oz Frozen Broccoli
- 1 cup Italian Bread Crumbs
- 1-1/2 cups sharp cheddar cheese, shredded
- 3 eggs



Instructions:

1. Preheat oven to 375. Line a baking sheet with parchment paper.
2. Using a steamer, steam frozen broccoli until tender. Let cool.
3. Place the cooked broccoli in a food processor with a standard "s" blade. Process until smooth, about 30 seconds. If you do not have a food processor, you can use a potato masher or hand chopper.
4. In a large bowl, add bread crumbs, cheese, eggs and broccoli. Mix well.
5. Pour mixture onto parchment lined pan. Shape into a large rectangle (about 8" x 12") With a rubber spatula, cut into 8 sticks (1-1/2" x 8") and then cut those 8 in half to create 16 sticks (1-1/2" x 4")
6. Bake for 15 minutes and turn over. Bake for another 15 OR if you want them crispier, bake an additional 5 minutes at a time until the desired crispness.
7. Serve immediately or cool and refrigerate or freeze for later.

Special diet substitutions:

For gluten free: use gluten-free bread crumbs and add Italian seasoning to taste.

For dairy-free: use Daiya cheddar cheese

REMEMBER: Please be safe and prepare the snacks with an adult!

Can You Find the Words in the Puzzle?



The Battle and the PLUNDER

J Z N D T G Q R V L R C I B W
M V D A H I N O A M A A D P F
C C E C I P I S V R H P S P B
A S T N B T K E L H T T L J I
K X A O Q T P B B E A I U N Z
H F V E K V L Y H I I V N I C
M Q Z U J F V R G K B E K F X
E T I K E L A M A E A L N E I
P D I V A D L L A L A E X D S
A L W D M T Z J I G H Z N B I
V S U B T V U A E P B B T A O
K E H N N R G K R T I U V T B
N C G T D I F C L R O U H O A
O E Q E B E O T E A R R Y O T
P R U A N X R X W K Y Q K S Q



ABIATHAR
AMALEKITE
DAVID
PLUNDER

ABIGAIL
BESOR
EGYPTIAN
ZIKLAG

AHINOAM
CAPTIVE
NEGEV

YAHWEH'S UNCHANGABLE LAWS:

Your righteousness is forever, and Your Torah is truth. Psalms 119:142



How does a law written in the Torah apply today?

You shall not sow your vineyard with different kinds of seeds, that the fruit of your seed which you have sown and the fruit of your vineyard not be defiled.
Deuteronomy 22:9

YAHWEH is the creator of all things and He is doing the creating, not man. Man can only take something already created and turn it into something else, but it is YAHWEH who made everything perfect. When you plant a garden and sow different seeds together you are changing His perfect creation. Doing this goes against YAHWEH's judicial order of creation and nobody has the authority to change what He has created. Everything YAHWEH created has a perfect purpose!

THE FENCE

Author Unknown



There once was a little boy who had a bad temper. His father gave him a bag of nails and told him that every time he lost his temper, he must hammer a nail into the fence. The first day the boy had driven 37 nails into the fence. Over the next few weeks as he learned to control his anger, the number of nails hammered daily, gradually dwindled down. He discovered it was easier to hold his temper than to drive those nails into the fence.

Finally the day came when the boy didn't lose his temper at all. He told his father about it and the father suggested that the boy now pull out one nail for each day that he was able to hold his temper. The days passed and the young boy was finally able to tell his father that all the nails were gone.

The father took his son by the hand and led him to the fence. He said "you have done well, my son, but look at the holes in the fence. The fence will never be the same. When you say things in anger, they leave a scar just like this one." You can put a knife in a man and draw it out. It won't matter how many times you say I'm sorry, the wound is still there. Make sure you control your temper the next time you are tempted to say something you will regret later.

There is rash speaking like thrusts of a sword, but the tongue of the wise is healing. Proverbs 12:18

One slow to anger is better than the mighty, and he who rules his spirit than he who takes a city. Proverbs 16:32

EXPLORE THE ANCIENT CITIES... A Place to Hide - ZIKLAG

David was in danger and being threatened by the very king he served! This king was Saul. He was jealous of David and sought after his life with a great vengeance. David had to flee and escape the constant pursuit of King Saul. He counted it better to live among the land of Philistines than to perish by the hand of Saul.



In 1st Samuel chapter 27, David came to live in the city of Gath. He became a servant to Achish, the King of Gath, raiding and protecting its borders from the enemies. After some time, David asked the king for the city of Ziklag and Achish gave it to David in return for his service. He lived there with his two wives and an army of six hundred men. They remained in Ziklag for a year and four months and later moved on to Hebron after King Saul died. (1 Samuel 27)

Ziklag was one of the twenty nine villages in the Negev located in the southern border of Judah. The exact location is unknown because the city no longer exists. During the time of Joshua it was assigned to the tribe of Simeon. (Joshua 15:31, 19:5) Much later, when the people of Judah returned to Jerusalem from their captivity, some lived in the village of Ziklag. (Neh 11:28)

YAHWEH delivered His servant David from the face of his enemy and brought him to a place of refuge. David was thankful and spoke to YAHWEH the words of this song:

I love You, O YAHWEH, my strength. YAHWEH is my rock and my fortress and my deliverer; He is my El, my Rock; I seek refuge in Him; He is my shield and the horn of my salvation, my high tower. Psalm 18:1-2

Bible Trivia:

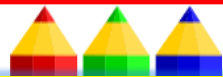
1. **Who persuaded Samson into revealing the secret of his great strength?** Judges 16:4-21
2. **What day were the Israelites commanded to keep Holy (set apart)?** Exodus 20:8
3. **How many gems were mounted on the ephod of the high priest?** Exodus 39:14
4. **Who dreamed that the sun, the moon and the 11 stars bowed down to him?** Genesis 37
5. **Who laughed when she heard that she would give birth to a son in her old age?** Genesis 18:12

1-Delliah 2-the Sabbath 3-12 4-Joseph 5-Sarah

Shalom Readers!

Glory be to YAHWEH!
Thank you everyone for sharing your ideas! And thank you all for reading!
YAHWEH bless!

Honor all, love the brotherhood, fear YAHWEH, and honor the King. 1 Peter 2:17



CRAFT CORNER:



TREASURE BOX

For where your treasure is, there your heart will be also.

Matthew 6:21

Supplies Needed:

- Small box with lid – (like a shoe box)
- Rope: Jute (pictured), yarn, string or thin rope
- Paint colors of your choice
- **Decorations** of your choice - like craft gemstones & pearls (pictured), small stones, shells, small sticks, lace, ribbon, colored paper scraps, dry beans or dry noodles, feathers, buttons, craft pom poms, beads
- Glue
- Scissors
- Bible verse below

You can always find little things outside too!! Maybe take a walk with your family outdoors and collect things to decorate your box!



This will be your treasure box to keep your treasures in. Things like your bible verses, prayers, photos or whatever is special to you! Have fun, take your time and design the box any way you like!!

Instructions:

1. Gather all your supplies and think about how you would like to decorate your box. Place items in places, but don't glue them on yet. Try different designs until you are ready to glue!
2. Starting with lid, if using rope or jute, add glue to box and press rope in the design you choose. Let dry for about half an hour. It will get messy, but use lots of glue to hold everything in place! For circles, see below.
3. Paint the outside of the box and let dry about 2 hours or overnight.
4. Glue your decorations to the outside of the box and paint again if you need to.
5. Cut out the bible verse below and glue to the inside of your box lid.

To make the circle patterns with your rope or jute:

FIRST add large amount of glue to the box before adding rope/jute! Hold the end tip tight between fingers of one hand and with the other hand shape the rope around the rope tip into a circular pattern. You can make the circle as big as you like or small as you like. It gets a little tricky and you may have to try it a couple of times, but don't give up. When you have formed a circle, carefully hold together and press into glue on the box. You can add a smaller circle on top of the bigger circle to make a layered look.

Also pictured, on silver box rope (or jute) is braided.

For where your treasure is,
there your heart will be also.

Matthew 6:21



Cut out verse and
glue to inside of box
lid!

FEED MY LAMBS

CHILDREN'S PAGE

TO YAHWEH BE
ALL PRAISE,
HONOR, and GLORY
GOWHWH.com
HISWondrousWorks.com
MARCH 2016



"Spreading the Good News - One Lamb, at a Time"



Bible Story Time

YAHSHUA LOVES THE LITTLE CHILDREN
Matthew 19:1-2, 13-15

When Yahshua was in Capernaum...

The disciples came to Yahshua, saying, "Who then is greater in the kingdom of Heaven?"

And having called forward a little child, Yahshua set him in their midst.

He said, "Truly I say to you, unless you are converted and become as the little children, not at all can you enter into the kingdom of Heaven. Then whoever will humble himself as this little child, this one is the greater in the kingdom of Heaven. And whoever will receive one such little child in My name receives Me."

Yahshua moved from Galilee and came into the borders of Judea beyond the Jordan and great crowds followed Him, and He healed them there.

Then little children were brought to Him, that He might lay hands on them and might pray. But the disciples rebuked them.

Yahshua said, "Allow the little children and do not hinder them to come to Me, for of such is the kingdom of Heaven."

Laying hands on them, He went away from there.

MINI LESSON DISCUSSION:

Why did Yahshua rebuke the disciples?

What was Yahshua showing to the disciples when he set the little child in their midst?

What do you think it means to be humble?

What do think Yahshua was doing when He laid His hands on the children?

What did you learn from this lesson?

Memorize the Bible Verse:

Be humbled before YAHWEH, and
He will exalt you.
James 4:10

Israel Fun Facts...

A PLACE WHERE YAHSHUA WALKED

The **Sea of Galilee** is a large fresh-water lake located in northern Israel, fed by the Jordan River. It is also called the Sea of Tiberias, Lake Kinneret and Lake of Gennesaret.



In ancient times, there were as many as nine cities located around the shores of the Sea, with Capernaum and Tiberias being the most famous. Yahshua and His disciples spent time in the Galilee area and He did many miracles there, including the miracle of walking on the water (Matthew 14:22-23).



Hundreds of tons of fish are caught from the lake each year, but the three types of fish favored by fisherman in these waters are sardines, barbels and tilapia or "musht."

Sardines are small fish and were likely the type of fish the boy brought to feed the 5000 (Matthew 14:13-21). The musht fish is known today as "**St. Peter's Fish.**" It was named after the scripture found in Matthew 17:27, in which Peter hooked a fish with a coin in its mouth.

The Sea normally has a peaceful calm, but the waters can quickly change with high waves brought on by a violent storm. The winds funneling through the Galilee hill country can stir up the waters very quickly. If fisherman are caught on the lake during one of these storms it can be deadly. In March 1992, a storm on the Sea sent 10 feet high waves crashing down on the city of Tiberias causing significant damage.

Most exciting, is the discovery of an ancient fishing boat from the 1st century AD that was found in 1986 on the north-west shore of the Sea of Galilee. When the waters receded during a drought, the remains of the boat were found by a local resident in the area. The ancient **Galilee Boat** is currently on display in the Yigal Alon Center on Kibbutz Ginosar.

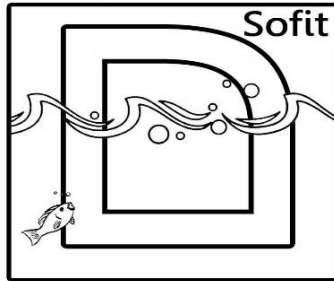
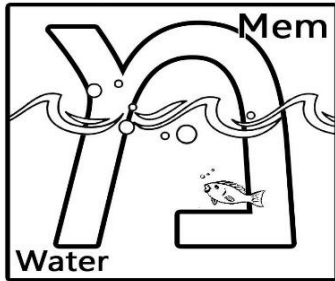


HEBREW LESSON

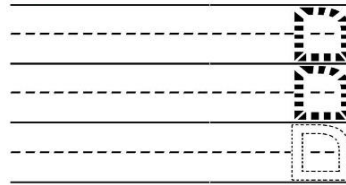
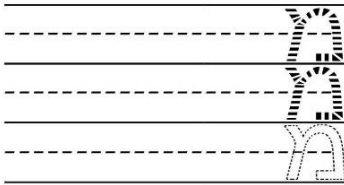
The **Mem** is the **Thirteenth** letter of the Hebrew Alphabet. It takes the "M" sound as in mother and milk.

Five Hebrew letters are formed differently when they appear as the last letter of a word. These are called "**Sofits**" (pronounced so-feet) and the Mem is the second of the five. They take the same sound as the original.

Every letter of the Hebrew Alphabet represents a picture!



Practice writing your Hebrew using the lines below.



Hebrew is read and written from right to left.

(Sun)

Shemesh - שֶׁמֶשׁ

In this word the Mem would take the "Meh" sound because of the Segol vowel point below.

(When)

Matai - מָתַי

In this word the Mem would take the "Mah" sound because of the Kammats vowel point below.

(Water)

Myeem - מַיִם

In this word the first Mem would take the "My" sound because of the patakh vowel below. The second Mem would appear in the Sofit form because it's at the end of the word and take the normal "M" sound as in team.

This vowel point is called a "Khataf Segol." It takes an "E" and it gives the "EH" sound as in bet.

Healthy Snack Recipe Idea:

Turkey Slices & Breadsticks with Honey Mustard Sauce

Ingredients ~

- Deli turkey breast slices
 - honey mustard sauce (recipe below)
 - Sesame or plain breadsticks
1. Spread each slice of turkey with honey mustard sauce or you can leave it off and dip your turkey breadstick into a small dish of sauce!
 2. Wrap each prepared turkey slice around 1 breadstick.



Honey Mustard Sauce Recipe

Ingredients:

Mix together ~

- 1/4 cup + 2 Tablespoons Dijon mustard
- 1/4 cup mayonnaise
- 1/8 cup honey
- Pinch of ground red pepper (if desired)
- Pinch of salt
- Pinch of garlic powder

REMEMBER: Please be safe and prepare the snacks with an adult!

Bible Riddle of the Month...

A riddle is a puzzling question to be solved or guessed.

Can you find the answer to this riddle?

**Found long ago in a beautiful garden,
Made into clothing
Covered shame.**

What was it?

February Riddle:

Used by a very large man, found wrapped in a cloak behind an ephod, given to a future king

What is it?

February Answer: **Goliath's Sword**

And the priest said, **The sword of Goliath** the Philistine, whom you struck in the valley of Elah; behold, it is **wrapped in the cloak behind the ephod**. If you desire, take it for yourself; for there is no other here except it. **And David said, There is none like it. Give it to me.** 1 Samuel 21:9

Can You Find the Words in the Puzzle?

FRUITS of the SPIRIT




But the fruit of the Spirit is: love, joy, peace, patience, kindness, goodness, faith, meekness, self-control. Galatians 5:22

Love	patience	faith
Joy	kindness	meekness
Peace	goodness	self-control

YAHWEH'S UNCHANGABLE LAWS:

Your righteousness is forever, and Your Torah is truth. Psalms 119:142



How does a law written in the Torah apply today?

Honor your father and your mother, so that your days may be long on the land which YAHWEH your Elohim is giving to you.
Exodus 20:12

To honor someone is to show respect for them. This commandment teaches us that we are to obey our parents. How do we do that? By not talking back when they ask us to do something and doing what they tell us to do. We are to honor our parents by listening to them and by following the rules they set for us. YAHWEH has rules and honoring your father and mother is one of them. It is the first commandment with promise. YAHWEH promises us that by honoring our parents we will have a long life.

Children, obey the parents in all things, for this is pleasing to Elohim. Colossians 3:20

Look up these verses in your Bible! Ephesians 6:1-3

Take the Quiz!




Is it Humble or is it Proudful?

Decide which one it is. Then correct the prideful example to be a humble example!

- Always going first.
- Admitting when you are wrong.
- Helping someone in need.
- Doing a good deed without being asked.
- Thinking you know it all.
- Building yourself up and looking down on others.
- Getting angry when things don't go your way.
- Doing what your parents tell you to do.
- Getting offended when someone corrects you.
- Keeping your good deed secret.
- Being patient.
- Always wanting to be center of attention.
- Listening to someone in authority.
- Not sharing what you have with someone else.

Can you give some examples of characters in the Bible who were prideful and some who were humble?



BIBLE VERSE MEMORY GAME

Word Wipe Out

A game to test your memory while learning your bible verse.
You can play together with your family or Sabbath group!



1. Choose a memory verse and write it on a chalkboard or dry erase board.
2. Everyone say it together and repeat it once.
3. Erase one or two words and say it again.
4. Take turns to let everyone have a chance to erase one or two words.
5. Keep going until the whole verse is erased.

Bible Trivia:

1. Noah sent out 2 different kinds of birds from the Ark. What were they? Genesis 8:7-8
2. What was the name of the mountain where Moses was given the 10 Commandments? Exodus 31:18
3. When Lot's wife turned around and looked at the destruction of Sodom and Gomorrah, what did she turn into? Genesis 19:26
4. What were Gideon's weapons when he fought the Midianites? Judges 7:20
5. Who was in prison with Paul in Philippi when they were singing and there was an earthquake? Acts 16:25-26

1-raven and dove 2-Mt. Sinai 3-pillar of salt 4-rain's horns, jars, torches 5-Silas

Shalom Readers!

Glory be to YAHWEH!

Thank you everyone for sharing your ideas!

And thank you all for reading!

YAHWEH bless!



My son, hear your father's instruction, and do not forsake the Torah of your mother; for they shall be an ornament of grace to your head, and necklaces for your neck.

Proverbs 1:8-9



CRAFT CORNER:

BIRD FEEDER

How beautiful are the birds our Heavenly Father created!
Turn a simple plastic water bottle into your very own beautiful bird feeder and watch the little birds come to feed!



Supplies Needed:

- Plastic water bottle
- Thin rope, twine, jute or yarn (jute pictured)
- Dried beans, lentils or peas (split peas and chick peas pictured)
- Ribbon
- Stick from outside about 12-14" long – Bird perch
- Glue
- Scissors
- Marker or a crayon
- Bird Seed



Observe the birds of the heaven, that they do not sow, nor do they reap, nor do they gather into barns, yet your heavenly Father feeds them. Do you not rather excel them? Matthew 25:26

Instructions:

1. With a marker or crayon, draw a square window on the front of the bottle and one on the back to match. It should be a couple of inches from the bottom of the bottle.
2. Carefully, cut out the square on the front and back with a pair of scissors. You may need an adult to do this part because it is very tricky and should be done with great care!!
3. Puncture a hole just below the window on front and back. This is where you will thread the stick through.
4. Spread lots of glue on the cap and with your twine circle around the cap pressing it firmly into the glue.
5. Less than half way down the bottle, spread lots of glue below the cap all around the bottle. With your twine, circle the bottle again until you reach the cap. (as pictured)
6. Spread glue on side of bottle and cover with your dried beans or dried peas. Repeat on other side. (as pictured)
7. Glue a couple rows of twine around the bottle, just above the stick.
8. Add your additional beans and ribbon decorations.
9. Let your project dry for at least 30 minutes.
10. When dry, thread the stick through the holes you made in the front and back of the bottle.
11. For the hanging twine, cut a long piece of twine. Loop one end once around bottle cap and tie into a tight knot. With the other end, go around the bottle top once and then tie it tightly into a knot. Knots should line up opposite each other to balance the hanging bird feeder.
12. Add your birdseed and hang on a tree in your yard or hang it somewhere on your porch!

Variations:

You can use brightly colored yarn instead of jute and decorate with buttons, ribbon and beads instead of beans/peas.

FEED MY LAMBS

CHILDREN'S PAGE

TO YAHWEH BE
ALL PRAISE,
HONOR, and GLORY
CSYHWH.com
HISWonderousWorks.com
APRIL 2016




"Spreading the Good News - One Lamb, at a Time"

Bible Story Time

A COVENANT FRIENDSHIP – DAVID and JONATHAN

1 Samuel 18:1-4, 19:1-7, 20:12-42


When David finished speaking to Saul, the soul of Jonathan was knitted with the soul of David; and Jonathan loved him as his own soul. Saul took him that day, and would not let him return to his father's house. **Jonathan and David cut a covenant**, because he loved him as his own soul. Jonathan stripped off his robe and gave it to David; also his apparel, his sword, his bow and his belt.



Do you remember the 9 steps of the Hebrew covenant?

After a short while, Saul spoke to his son Jonathan, and to all his servants, to kill David. Jonathan told David, "My father Saul is seeking to kill you. Please be on guard in the morning, and stay in the secret place, and hide. I will go out and stand by my father's side in the field where you are. I will speak of you to my father, and shall see what it is, and will tell you."

Jonathan spoke good of David to his father Saul, and said to him, "Do not let the king sin against his servant David, because he has not sinned against you; also because his works for you are very good. He has put his life in his hand and killed the Philistine. And YAHWEH worked a great deliverance for all Israel. You saw it and rejoiced. Why do you sin against innocent blood, to put David to death for no reason?"



Saul listened to Jonathan's voice, and swore, "**As YAHWEH lives he shall not die.**" Jonathan called David, and Jonathan told him all these words.

Jonathan brought David to Saul, and he was before him as yesterday and the day before.

Again, Saul sought David's life and he fled to Ramah. Jonathan said to David, "YAHWEH the Elohim of Israel be witness when I search my father about this time tomorrow, or the third day, if there is good toward David and I do not send to you and do not tell you, so may YAHWEH do to Jonathan and do much more than this. If my father should think to do evil to you, then I will tell you and send you away. You will go in peace; and may YAHWEH be with you, as He was with my father. Not only when I live, **but you shall not cut off the kindness from my house forever.**"


Jonathan covenanted with the house of David, that YAHWEH should seek it from the hand of David's enemies. Jonathan again made David swear, because he loved him; for he loved him as he loved his own soul.

Jonathan said to him, "Tomorrow is the new moon, and you will be expected, for your seat will be empty. On the third day, quickly come down, and come to the place where you were hidden. Remain near the stone Ezel and I will shoot three arrows to the side, shooting at a mark for myself. I will send a boy and tell him to find the arrows! If I say to the boy, *the arrows are on this side of you, take them*; **then you come**, for **there will be peace for you and there is nothing to happen**, as YAHWEH lives. But, if I say to the young man, *the arrows are away from you and onwards*; **you go away David, for YAHWEH has sent you away**. As to the thing which we have spoken, you and I; YAHWEH is between you and me forever."

David was hidden in the field and it was the new moon.

The king sat down to eat on the seat by the wall. Jonathan rose up, and Abner sat at Saul's side. David's place was empty. Saul did not say anything on that day, for he said, "It is an accident; he is not clean; he is surely not clean."

It happened on the day after the new moon, David's place was empty. Saul said to his son Jonathan, "Why has the son of Jesse not come to the meal, either yesterday or today?"



Jonathan answered Saul, "David earnestly asked of me to go to Bethlehem. He said, please send me away, for we have a family sacrifice in the city, and my brother commanded me. And now, if I have found favor in your eyes, please let me be released, to see my brothers. So he has not come to the table of the king."

The anger of Saul glowed against Jonathan. And he said to him, "Son of a perverse rebelliousness! Do I not know that you have chosen the son of Jesse to your shame, and to the shame of the nakedness of your mother? For as long as the son of Jesse lives on earth you will not be established, you and your kingdom. Now bring him to me, for he is a son of death. Jonathan answered his father Saul, and said to him, "Why should he die? What has he done?"

Saul threw the spear at him, to strike him. Jonathan knew that it had been determined by his father to kill David. Jonathan rose up from the table in the heat of anger. He did not eat food on the second day of the new moon, for he was grieved for David. For his father had put him to shame.



It happened in the morning that Jonathan went out in the field to meet with David. A little boy was with him. He said to the boy, "Now run and find the arrow which I am shooting." The boy ran, and he shot the arrow, causing it to pass over him. The boy came to the place of the arrow which Jonathan had shot. Jonathan called after the boy and said, "**Is the arrow not away from you and onwards?**"

Jonathan called after the boy, "Hurry, make haste, do not stand!" Jonathan's boy gathered the arrow and came to his master. The boy did not know anything. Only Jonathan and David knew the matter.

Jonathan gave his weapons to the boy with him, and said, "Go, bring them to the city." The boy left, and David rose up from the south side. He fell on his face to the ground and bowed three times. They each one kissed his friend and wept, until David was overcome.



Jonathan said to David, "Go in peace, because we have sworn, the two of us, in the name of YAHWEH, saying, YAHWEH shall be between you and me, and between my seed and your seed forever." He rose up and went and Jonathan went into the city.

MINI LESSON DISCUSSION:

What did Jonathan and David do to show their friendship and loyalty to one another?

EXTRA!!! Can you name any of the steps of the Hebrew covenant?

After listening to Jonathan about David, what did Saul swear to do?

What was the occasion they were celebrating when David's seat was empty?

Where was David hiding?

Jonathan made David swear to never do **what** to his family (house)?

Why did Saul get so angry with Jonathan and what did he do to him?

What was the purpose of Jonathan shooting the arrows and giving instructions to the boy?

Why did David appreciate his friend Jonathan so much?


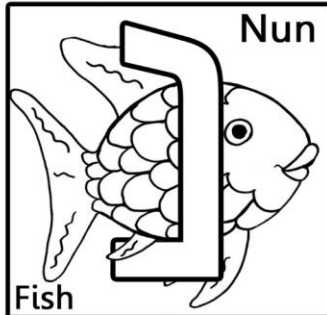
What did you learn from this story?

HEBREW LESSON

The **Nun** (pronounced Noon) is the **Fourteenth letter** of the Hebrew Alphabet. It takes the "N" sound as in Nancy or nothing.

Five Hebrew letters are formed differently when they appear as the last letter of a word. These are called "Sofits" (pronounced so-feet) and the Nun is the third of the five. They take the same sound as the original.

Every letter of the Hebrew Alphabet represents a picture!



Practice writing your Hebrew using the lines below.

Two sets of handwriting practice lines. The left set shows the Hebrew letter Nun (נ) being written on the lines. The right set shows the Hebrew letter Sofit Nun (ן) being written on the lines.

Hebrew is read and written from right to left.

(Forever) **Lanetsakh - לָנֶצַח**

In this word the Nun would take the "Neh" sound because of the Segol vowel point below.

(I) **Anee - אֲנִי**

In this word the Nun would take the "Ne" sound because of the vowel point underneath.

(Cloud) **Anan - אֲנָן**

In this word the first Nun would take the "Na" sound because of the Kammatz vowel below. The second Nun would appear in the Sofit form because it's at the end of the word and take the normal "N" sound as in turn.

This vowel point is called a "Tseray." It takes the "AY" sound as in pray.

Healthy Snack Recipe Idea:

Healthy Honeys

Nice treat to eat during the Unleavened Bread Feast
Contains no yeast or leavening agents!



- 1 cup chunky peanut butter
- 1 cup honey
- 1 cup nonfat dry milk
- 3 cups *WHEAT CHEX* cereal crushed
- 2 cups *RICE CHEX* cereal crushed

1. Combine peanut butter, honey, dry milk and Wheat Chex crumbs.
2. Shape into 1 inch balls.
3. Roll in Rice Chex crumbs.
4. Cover and chill until firm, for about 2 hours.
5. Best if refrigerated

Makes 5 dozen

REMEMBER: Please be safe and prepare the snacks with an adult!

Bible Riddle of the Month...

A riddle is a puzzling question to be solved or guessed

Can you find the answer to this riddle?

**One of the 7 fruits of the land
Gathered in sheaves
Boaz gave Ruth six measures of this**

What is it?

March Riddle:

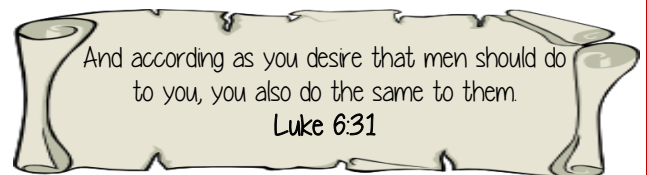
Found long ago in a beautiful garden,
Made into clothing
Covered shame.

What was it?



MARCH Answer: **FIG LEAVES**

And the eyes of both of them were opened, and they knew that they were naked. And they sewed leaves of the fig tree, and made girdles for themselves. Genesis 3:7



And according as you desire that men should do to you, you also do the same to them.
Luke 6:31

Can You Find the Words in the Puzzle?

FRIENDSHIP




- | | | |
|----------|------------|-------------|
| CARING | DEPENDABLE | FORGIVING |
| HELPFUL | HONEST | KIND |
| LISTENER | LOYAL | SELFLESS |
| SINCERE | THOUGHTFUL | TRUSTWORTHY |

A FRIEND LOVES AT ALL TIMES... PROVERBS 17:17

YAHWEH'S UNCHANGABLE LAWS:

Your righteousness is forever, and Your Torah is truth. Psalms 119:142



"To Have Good Friends, You Need to be a Good Friend!"

Search the Bible

How does a law written in the Torah apply today?

Proverbs 1:8-9 My son, hear your father's instruction, and do not forsake the Torah of your mother; for they shall be an ornament of grace to your head, and necklaces for your neck.

The wisest man that ever lived, King Solomon wrote that children should listen to what their father says and to follow the Torah (law) of their mother. This is to help children to learn to fear YAHWEH, obey their parents and become wise when they grow up.

Why is this important?

When you become wise, it is harder for you to be tricked by others who do not obey their parents or fear YAHWEH. If you follow the teaching of your parents then you will be like Solomon, and become very wise and wear wisdom around your head like a crown and around your neck like a necklace.

My son, keep your father's commandments, and do not forsake the Torah of your mother. Bind them to your heart forever; tie them around your neck.
Proverbs 6:20-21

A wise son hears his father's instruction, but a scorner does not hear rebuke.
Proverbs 13:1

So, how can you be a good friend?

As a group, and/or with your family, think of some qualities that make a friend special.

What the Bible teaches us about friendship...

In your Bible, each one look up the scripture listed and discuss what it means.



- **What Yahshua says on friendship ~**
John 15:12-15
- **How should we pick our friends ~**
Proverbs 12:26 ~ Proverbs 13:20 ~ Proverbs 14:7 (Proverbs 23:9)
Proverbs 22:24-25 ~ 1 Corinthians 15:33
- **How to treat our friends ~**
Proverbs 17:17 ~ Ephesians 4:29-32 ~ Luke 6:31
- **How friends help each other ~**
Galatians 6:1-2 ~ Proverbs 27:6 ~ Proverbs 27:9 ~
- **The Importance of true friendship ~**
Proverbs 18:24 ~ Proverbs 27:17

In the Bible, there are some examples of good friendships and some examples of not so good friendships. Can you give some examples of each and why?

Hint ~ Naomi and Ruth, Job's 3 friends

What kind of friend do you want to be?

SNAP!



BIBLE VERSE MEMORY GAME

Snap and Clap!

A fun game for the whole family to learn a Bible verse

CLAP!

Give it a try...

Write down on paper or a board the verse you will be learning to memorize. Say the verse out loud together once or twice.

Break down your verse into 2 to 3 word phrases. Now, alternating with snaps and claps, you will snap your fingers and clap your hands between phrases while saying the words in the verse.

Example: "Your word" ...snap, snap... "is a lamp" ...clap, clap... "unto my feet" ...snap snap and so on. Don't forget to include where the verse is found in the Bible.

It will be a little tricky at first, but don't give up. Keep the rhythm going!



Bible Trivia:

1. Who was the king of Judea at the time of the birth of Yahshua? Luke 1:5
2. Who betrayed Yahshua? Matthew 26:25
3. How many times did the cock crow when Peter denied Yahshua? Luke 22:61
4. How many years did the children of Israel dwell in Egypt? Exodus 12:40
5. The Roman soldiers covered Yahshua with garments of purple, what did they place on Yahshua's head? John 19:2
6. On the night of Passover, Yahshua put water in a basin and did what? John 13:5

1-Herod 2-Judas 3-three 4-430 5-crown of thorns 6-washed the feet of His disciples

Shalom Readers!

Glory be to YAHWEH!
CHAG SEMEACH! (Happy Feast!)



PASSOVER starts on sundown April 20 and
UNLEAVENED BREAD starts on sundown April 21 and ends sundown April 28. FEAST of FIRST FRUITS is on the 24th to start the omer count to Shavuot. You can get your activity books on Hiswondrousworks.com to learn more about these important feasts of YAHWEH!

This is My commandment, that you **love one another as I loved you**. Greater love than this has no one, that anyone should lay down his life for his friends. You are My friends if you do whatever I command you. I no longer call you slaves, for the slave does not know what his Master does. But I called you friends, because all things which I heard from My Father I made known to you. John 15:12-15



"Before You Speak, THINK" Poster

Make a poster for your room. It will help you remember to be mindful of the words you speak!

How to Make:

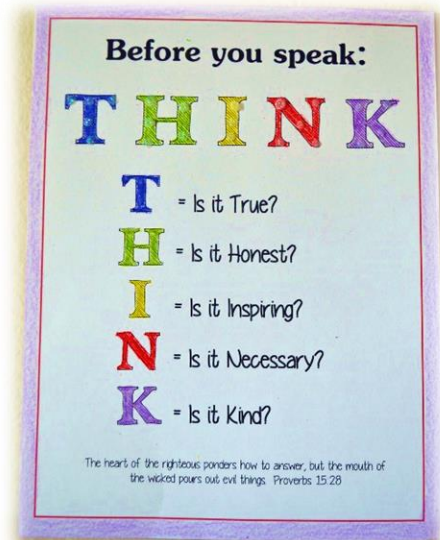
Supplies:

- Standard size paper – cardstock or colored construction paper
- Crayons and/or markers
- Glitter (optional)
- Glue (optional)
- Scissors (optional)
- Fabric scraps (optional)

There are a couple ways to do this
~ it's your choice!

- 1 Using the template (on following page) as your poster, color with crayons or markers. You can also fill in the letter with glue and sprinkle glitter on them for a little sparkle!
- 2 Using construction paper or fabric scraps, cut out the large letters. Glue the letters on poster paper in the order shown in the template. Then using a marker, write all the words in your own handwriting.

The template is on the next page!



Finally, my brethren,
whatever is true,
whatever is honest,
whatever is just,
whatever pure,
whatever lovely,
whatever of good report,
if there is any virtue,
and if there is any
praise, **think** on these
things.
Philippians 4:8

Before you speak:

T H I N K

T

= Is it True?

H

= Is it Honest?

I

= Is it Inspiring?

N

= Is it Necessary?

K

= Is it Kind?

The heart of the righteous ponders how to answer, but the mouth of the wicked pours out evil things. Proverbs 15:28

FEED MY LAMBS

CHILDREN'S PAGE

TO YAHWEH BE
ALL PRAISE,
HONOR, and GLORY
COWHWN.com
HISWondrousWorks.com
MAY 2016



"Spreading the Good News - One Lamb, at a Time"

Bible Story Time

The Young Men Who Would Not Compromise


Daniel 1:1-20

In the third year of the reign of Jehoiakim king of Judah, Nebuchadnezzar king of Babylon came to Jerusalem and besieged it. YAHWEH gave Jehoiakim, king of Judah, into his hand, with part of the vessels of the house of Elohim, which he carried into the land of Shinar to the house of his god. And he brought the vessels into the treasure house of his god.



The king spoke to Ashpenaz, the chief of his eunuchs that he should bring some of the sons of Israel, and of the king's seed, and of the nobles, young men in whom was no blemish, but who were of good appearance and having understanding in all wisdom, having knowledge and understanding learning, even those with strength in them to stand in the king's palace, and to teach them the writing and the language of the Chaldeans.


The king set to them the portion of a day in its day, from the king's food, and the wine of his drinking, even to rear them three years, so that at their end they may stand before the king.



There were among them of the sons of Judah, Daniel, Hananiah, Mishael, and Azariah, to whom the chief of the eunuchs gave names. For he called Daniel, Belteshazzar; and Hananiah, Shadrach; and Mishael, Meshach; and Azariah, Abednego.

Daniel laid on his heart that he would not defile himself with the king's food, or with the wine of his drinking. So he asked of the chief of the eunuchs that he might not defile himself. The Elohim had given Daniel kindness and compassion before the chief of the eunuchs.


The chief of the eunuchs said to Daniel, "I fear my master the king, who has appointed your food and your drink. For why should he see your faces worse looking than the boys who are in your age group? Then you would forfeit my head to the king."



Daniel said to Melzar, whom the chief of the eunuchs had set over Daniel, Hananiah, Mishael, and Azariah, "Please, test your servants ten days and let vegetables be given to us that we may eat, and water that we may drink. Then let be seen before you, our look and the look of the boys who eat of the king's food. And as you see, do so with your servants."

He listened to them in this matter and tested them for ten days.

At the end of ten days their appearance looked better and fatter of flesh than all the boys who were eating the king's food. So Melzar took away their food and the wine that they were to drink, and he gave them vegetables.



As for these four boys, the Elohim gave them knowledge and skill in all writing and wisdom. Daniel had understanding in all visions and dreams.

Now at the end of the days that the king had said to bring them in, the chief of the eunuchs brought them in before Nebuchadnezzar. The king talked with them.

Among them all was found none like Daniel, Hananiah, Mishael, and Azariah. So they stood before the king. And in any matter of wisdom and understanding that the king asked from them, he found them ten times better than all the magicians and the conjurers who were in all his kingdom.

MINI LESSON DISCUSSION:

What was the name of the king who captured Jerusalem?

Why were the young men brought to the palace?

Daniel laid on his heart that he would not defile himself with the king's food or wine, how would this compromise YAHWEH's Word?

How did the young men look after eating vegetables after the ten days?

How did YAHWEH bless their obedience?

What did you learn from this story?

Memorize the Bible Verse:

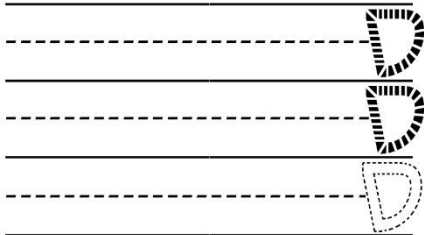
For you are a holy people to YAHWEH your Elohim. YAHWEH your Elohim has chosen you to be His own treasure out of all the people on the face of the earth. Deuteronomy 7:6

A man to whom there is no control to his spirit is like a brown down city without a wall. Proverbs 25:28

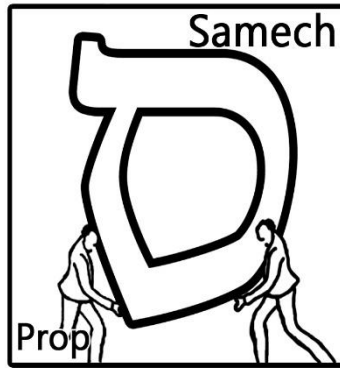
HEBREW LESSON

The **Samech** is the **Fifteenth** letter of the Hebrew Alphabet. It takes the "S" sound as in snake or snow.

Practice writing your Hebrew using the lines below.



Hebrew is read and written from right to left.



Every letter of the Hebrew Alphabet represents a picture!

(Ok)

B'sayder - בְּסִידֵר

In this word the Samech would take the "say" sound because of the tseray vowel point underneath.



This vowel point is called a "Khirik." It takes an "IH" sound as in sit.

(Corn)

Teeras - תִּירָס

In this word the Samech would take the regular "S" sound as in the word cups.

(Stormy)

So'ayr - סוֹעֵר

In this word the Samech would take the "so" sound because of the vowel point above the vav.

Bible Riddle of the Month...

A riddle is a puzzling question to be solved or guessed.

Can you find the answer to this riddle?

My home was with the wild donkeys
I ate grass like the oxen
My hair grew like eagle's feathers
My nails grew like bird's claws
I was prideful and the MOST HIGH humbled me

Who am I?

April Riddle:

One of the 7 fruits of the land
Gathered in sheaves
Boaz gave Ruth six measures of this

What is it? Answer: BARLEY

A Child's Prayer to YAHWEH ...

Written by a 12 year old child of YAHWEH

YHWH is able...Father, I pray that I walk in Your Light forever Adonai Sar Shalom (Master Captain of Peace),

I won't compromise King of Peace and I pray that you give me knowledge of knowing Your Word. For the sake of the Kingdom may I change the school next week. Father El Elyon, YHWH El Shaddai, we give you glory and the honor, Mighty Father King of Peace. We know that the things of this wicked world can end but Your promise of the Kingdom will not end and we shall get everlasting Life in Yahshua Ha'Mashiach.

The Bible says, "Many are called, but few are chosen." I pray that I may be among the First Fruits of YHWH for we are sons of Ya'aqov (Jacob). I know that You know everything even before I cry to you for help. May I be the Light of the world and may they glorify my Father in Heaven.

As you did for your servant Daniel may you do the same in my position...as while he was in Babylon, he never compromised. He would not eat the king's food. Help me to be ever in Your set apart Feasts and observing the Sabbath...May You help me to pass through every trial and hardship and the traps of Satan.

Kadosh, kadosh Yahweh El Olam, Elohim of Avraham, Yitzac and Ya'aqov. Shalom Israel.

Can You Find the Words in the Puzzle?


In the Book of Daniel



ABEDNEGO	AZARIAH	BABYLON
BELTESHAZZAR	CYRUS	DANIEL
DARIUS	HANANIAH	MESHACH
MISHAEL	NEBUCHADNEZZAR	SHADRACH

YAHWEH'S UNCHANGABLE LAWS:

Your righteousness is forever,
and Your Torah is truth. Psalms 119:142



How does a law written in the Torah apply today?

Proverbs 22:6 Train up a child on the opening of his way, even when he is old, he will not turn aside from it.

Our parents give us rules when we are young, "don't play with matches", "look both ways before crossing the street". These rules are to teach us when we are young how to behave and be safe.

What else do they teach us?

They also teach us how to fear Yahweh and honor Him so that when we grow up, we will become wise and never forget what we were taught. Someday, when we grow up, we will also teach these rules to our children so that they too can become wise and fear Yahweh.

BIBLE VERSE MEMORY GAME

Pass it On

How well do you listen? Test yourself...
An active group game of listening and memorization!



Everyone will need to sit in a circle.

One person will be elected to tell a short memory verse to the first person in the group and then they have to pass it on to the next person by memory, and so on...

At the end of the group, the last person will repeat the verse out loud or write it on a white board.

You can begin again with another verse, but let the person who was last to hear in the group now be the first one to hear and pass on the verse.

Bible Trivia:

1. Who was the son of Nebuchadnezzar that reigned as king after him? *Daniel 5*
2. What happened to Shadrach, Meshach and Abednego when they refused to worship the golden image? *Daniel 3*
3. How many times in a day did Daniel pray to YAHWEH? *Daniel 6:10*
4. Which king had to send Daniel to the lion's den, but also fasted that he would be saved from the mouth of the lions? *Daniel 6*

1-Belshazzar 2-they were thrown into fiery furnace 3-3 times a day 4-King Darius

Explore the Ancient Cities...

ANCIENT BABYLON

During the reign of King Nebuchadnezzar II, the Babylonians destroyed Jerusalem. They brought Yahweh's people from the Southern Kingdom of Judah to Babylon where they remained in captivity for 70 years. Ancient Babylon was the capital city in the land of Babylonia located in southern Mesopotamia. It was located on the River Euphrates near the Persian Gulf, which today is modern Baghdad in the country of Iraq.

The name Babylon is Greek for the Hebrew name Babel. In the Bible (Genesis 11:9) the word *Babel* means "confusion".

The earliest known inhabitants of Mesopotamia were called Sumerians. The Sumerian culture became the basis of Babylonia. They worshipped pagan gods and built temples in each city. The Bible refers to these people as the people of the "land of Shinar" (Gen 10:10). Later on, the Amorites migrated to the area. They introduced the pagan god Marduk, starting around 1100 BC in the city of Babylon, which became the primary god of the Babylonian religion.

Assyria was located on the northern border of Babylonia. About 1270 BC, the Assyrians overpowered Babylonia and became more dominant in the ancient world, than their neighbor Babylonia. In 722 BC, the Northern Kingdom of Israel was conquered and the captive Israelites were taken away to Assyria.

Babylonia finally became more powerful than Assyria when Nebuchadnezzar II became the ruler in 605 BC and he reigned for 44 years. Plundering treasures from other nations, Nebuchadnezzar was able to build Babylon, and it became one of the leading cities of the ancient world.

The Babylonian empire fell in 540 BC when King Cyrus moved his armies into Babylon. He redirected the Euphrates River that ran through the city of Babylon and marched his soldiers up the riverbed taking the Babylonians by surprise.



Did you Know?

Daniel and the three sons of Judah were given Babylonian names to replace their Hebrew birth names, but their Hebrew names reminded them of their One True Elohim, YAHWEH. Each name has a special meaning:

Daniel means **Yahweh is my judge**
Hananiah means **Yahweh is gracious**
Mishael means **Who is like Yahweh?**
Azariah means **Yahweh is my helper**



Shalom Readers!

Praise YAHWEH! This month's Children's Page marks the second year anniversary since the first issue. If you have missed any previous month's pages, please visit us at Hiswondrousworks.com in the activity section to find them. Thank you for reading and sharing!

YAHWEH bless!

For You, O YAHWEH, will bless the righteous; You will surround him with favor, as with a shield. Psalms 5:12



My Eloha has sent His Messenger, and He has shut the mouths of the lions. And they have not harmed me, because in His sight innocence was found in me. And also before you, O king, I have done no harm. Daniel 6:22



FEED MY LAMBS

CHILDREN'S PAGE

TO YAHWEH BE
ALL PRAISE,
HONOR, and GLORY
©YAHWH.com
HISWondrousWorks.com
June 2016



"Spreading the Good News - One Lamb, at a Time"


Bible Story Time



YAHSHUA FEEDS the CROWD of 5000 John 6:1-15



Yahshua went away over the Sea of Galilee, of Tiberius. A great crowd followed Him, for they saw His miracles which He did on the sick ones.




Yahshua went up into the mountain and sat there with His disciples.

The Passover was near, the feast of the Jews. Then Yahshua lifting up His eyes and seeing that a great crowd is coming to Him, He said to Philip, "From where may we buy bread that these may eat?" But He said this to test him, for He knew what He was about to do.

Philip answered Him, bread for two hundred denarii are not enough for them, that each of them may receive a little. One of His disciples said to Him, Andrew the brother of Simon Peter, "A little boy is here who has five loaves of barley and two fish; but what are these for so many?"

Yahshua said, "Make the men to recline." Much grass was in the place. Then the men reclined, the number was about five thousand.



Yahshua took the loaves, and giving thanks distributed to the disciples, and the disciples to those reclining. In the same way the fish, as much as they desired.

When they were filled, He said to His disciples, "Gather up the fragments left over, that not anything be lost." Then they gathered and filled twelve hand-baskets with fragments of the five barley loaves which were left over to those who had eaten.

Then seeing what miraculous sign Yahshua did, the men said, "This is truly the Prophet, the One coming into the world."

Then knowing that they were about to come and seize Him, that they might make Him king, Yahshua withdrew again to the mountain alone by Himself.



MINI LESSON DISCUSSION:

Why was Yahshua testing Philip when He asked him about buying bread for the crowd to eat?

Who had the barley loaves and fish when Andrew told Yahshua? How many of each were there?

How many men were gathered with Yahshua and His disciples?

What was the miracle that Yahshua did?

How did the disciples serve the people?

How many baskets of fragments were left over?

What did you learn from this story?

Memorize the Bible Verse:

Yahshua said to them, **I AM** the Bread of life; the one coming to Me will not at all hunger, and the one believing into Me will not thirst, never!

John 6:35

Israel Fun Facts

Fields of BARLEY

Wheat and barley are the two main grains grown and harvested in Israel, especially during the times of the Bible. These grains are also two of Israel's seven species of the land that can grow on their own without the intervention of man. Barley can be grown in areas that are too dry for wheat and it will mature much faster than wheat. It was the main food for the poor to grind into flour and baked into cakes and loaves of bread. Less desired than wheat, it was often considered as animal fodder or feed.



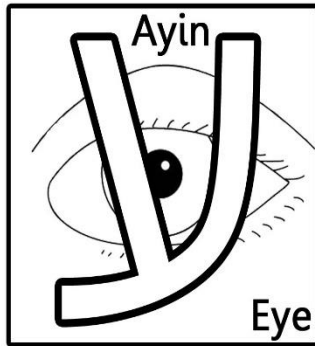
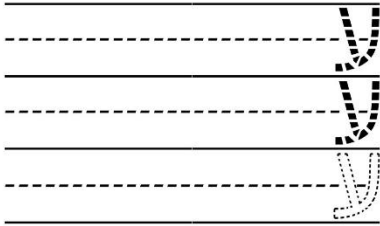
Barley is mentioned throughout the Bible. The book of Ruth has several references of barley. Can you think of a certain "kinsman redeemer" who had fields of barley?

If you said Boaz, you are correct! He came from Bethlehem and he was a successful farmer of the barley crop. It was at the beginning of the barley harvest when Naomi and Ruth came into Bethlehem. The barley harvest started right after Passover and continued until Shavuot. In some areas of Bethlehem today, barley is still an important crop grown in small plots and harvested by hand as described in the book of Ruth.

HEBREW LESSON

The **Ayin** is the **Sixteenth letter** of the Hebrew Alphabet. It can take the "A" sound or the "Ah" sound, but most of the time it is silent and takes the sound of the vowel underneath or from the letter before it.

Practice writing your Hebrew using the lines below.



Every letter of the Hebrew Alphabet represents a picture!

Hebrew is read and written from right to left.

(A Little)

M'at - מַעַט

In this word the Ayin would take the "Ah" sound because of the patakh vowel pointing underneath.

(Evening)

Erev - עֶרֶב

In this word the Ayin would take the "Eh" sound because of the segol vowel point underneath.

(Chicken)

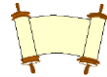
Off - עוֹף

In this word the Ayin would take the "Oh" sound because of the vowel point above the Vav.

This vowel point is called a "Khirik Gadol." It takes an "E" and it gives the "EE" sound as in fee.

YAHWEH'S UNCHANGABLE LAWS:

Your righteousness is forever, and
Your Torah is truth. Psalms 119:142



How does a law written in the Torah apply today?

Any one that does not have fins and scales in the waters, it shall be an unclean thing to you.
Leviticus 11:12



Why is important to eat fish with scales and fins?

YAHWEH created all the animals and the fish in the sea and on land. He told Moses what type of fish could be eaten and not be eaten. We are allowed to eat fish with scales and fins, like salmon, sea bass, trout. We are not allowed to eat shellfish like shrimp, crabs and lobster. These type of fish are bottom feeders in the ocean that eat garbage. Eating them would be very bad for our health. YAHWEH loves us and He created us so He knows what is good for us to eat and not to eat!

Can you make a list of the clean and unclean fish in the waters?



CHAG SAMEACH!

Shavuot will be here on Sunday, June 12th!

If you would like to know more about this important feast day, please find the Shavuot Activity booklet in the Bible Activities section of HisWondrousWorks.com

YAHWEH BLESS!



Bible Riddle of the Month...

A riddle is a puzzling question to be solved or guessed.

Can you find the answer to this riddle?

We were found
On the right side of a fisherman's boat
The net was so heavy, but we did not tear it!
Who are we?

May Riddle: ANSWER: King Nebuchednezzar

My home was with the wild donkeys

I ate grass like the oxen

My hair grew like eagle's feathers

My nails grew like bird's claws

I was prideful and the MOST HIGH humbled me

Can You Find the Words in the Puzzle?

The 12 Disciples of Yahshua – Fishers of Men

Z	U	X	Z	B	M	P	A	Z	S	W	V
Z	Y	W	O	D	H	A	H	K	E	A	E
N	B	C	Q	I	L	F	T	M	D	N	X
Q	A	O	L	Y	M	Q	O	T	F	D	A
J	S	I	C	O	T	L	O	D	H	R	V
J	P	T	K	A	O	D	E	U	M	E	M
O	N	T	S	H	J	U	D	A	S	W	W
H	U	M	T	I	Z	F	X	T	R	T	N
N	Q	R	S	A	M	O	H	T	E	C	L
L	A	A	Q	V	R	O	P	F	T	K	H
B	T	Y	U	M	L	I	N	T	E	Q	D
T	H	A	D	D	A	E	U	S	P	C	A

Peter
Andrew
John



JacobZ (son of Zebedee)

Thaddaeus
Bartholomew
Judas (Isariot)
Philip



Thomas
Jacob (son of Alphaeus)
Simon (the Canaanite)
Matthew

And He says to them, Come after Me,
and I will make you fishers
of the sons of men.
Matthew 4:19



CRAFT CORNER:



And bringing the boats down onto
the land, forsaking all things, they
followed Him.
Luke 5:11


Ice Cube Boat

Make your own little boat,
or two, out of an ice cube!

Supplies You Will Need:

~ For one boat

- a plastic cup
- flexible, bendable straw
- tape
- construction paper
- scissors
- hole punch



Instructions to Make:

1. Bend your straw at the flexible spot on the straw and tape the short end to the bottom of the plastic cup.
2. Fill the bottom of the cup with about 2-3 inches of water and let it freeze for a few hours.
3. After it has frozen, run water on the outside of the cup to loosen the ice so you can remove it from the cup.
4. Using construction paper, cut a square (about 4"x 4" or larger if you prefer) to make the sail. You could also cut a triangle or rectangle instead of a square.
5. In the center of your sail, punch two holes, one close to top and the other near the bottom.
6. Thread your straw through the holes.
7. Place your ice boat in a cold bowl of water. Now, your boat is ready to sail!



Tip: To make your boat last longer, place it back in the freezer for the next time to sail!
If it has melted too much, put it back in the cup and re-fill with water.

FEED MY LAMBS Children's Page

"Spreading the Good News - One Lamb, at a Time"

TO YAHWEH BE ALL
PRAISE, HONOR, and GLORY

GOYHMH.com
HCSWordmauWorks.com

July 2016



Bible Story Time

The Prison Doors Were Loosened – Paul and Silas


Acts 16:16-39

A certain woman named Lydia, a seller of purple of the city of Thyatira, one reverencing Elohim, listened, whose heart the Master opened thoroughly to pay attention to the things being spoken by Paul. As she and her household were baptized, she entreated Paul, saying, "If you have judged me to be believing in the Master, entering into my house, remain." She strongly urged us.

It was while we went to the house of prayer, a certain damsel met us in whom was a spirit of divination, and she had produced her overlords much gain by her divination. Following after Paul and us, she cried out, saying, "These men are slaves of the Most High Elohim, who are announcing to us a way of salvation!"

She did this over many days. But becoming distressed, and turning to the demonic spirit, Paul said, "In the name of Yahshua Messiah I command you to come out from her!" It came out in that same hour. Seeing that the hope of their gain went out, having seized Paul and Silas, her masters dragged them to the market. Bringing them near to the soldiers and magistrates, they said, "These men are very much troubling our city, being Jews, and preach customs which it is not lawful for us to accept, nor practice, being Romans."

The crowd rose up against them. And tearing off their clothes, the magistrates ordered men to scourge them. Laying on them many stripes, they threw them into prison, charging the jailer to keep them securely, who, receiving such a charge, threw them into the inner prison, and locked their feet in the stocks.



And the jailer announced these words to Paul, "The magistrates have sent that you be let go. Now, then, going out, proceed in peace."

But Paul said to them, "Having beaten us publicly, being Romans and uncondemned men, they threw us into prison. And now do they throw us out secretly? No, indeed! But coming themselves let them bring us out."

The floggers reported these words to the magistrates. Hearing that they were Romans, they were afraid. And coming, they begged them. Bringing them out, they asked them to go out of the city.

Going out from the prison, they went into the house of Lydia. And seeing the brothers, they exhorted them, and went out.

MINI LESSON DISCUSSION:

What were Paul and Silas accused of doing that made the crowd so angry?

When Paul and Silas were thrown into prison, instead of grumbling or feeling sorry for themselves, what did they do?

What gave Paul and Silas courage to overcome their fear in prison?

When the jailer saw the prison doors opened, why was he afraid and what was he going to do?

How did Paul and Silas help the jailer and his family?

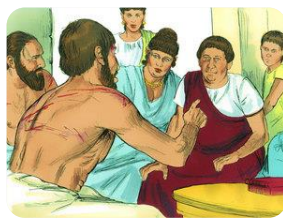


Having prayed, toward midnight Paul and Silas praised Elohim in a hymn. And the prisoners listened to them. Suddenly there was a great earthquake, so that the foundations of the jail were shaken. Immediately all the doors were opened and all of the bonds were loosened.

Having been awakened, and seeing that the doors of the prison had been opened, having drawn a sword, the jailer was about to do away with himself, supposing the prisoners to have escaped.

But Paul called out with a loud voice, saying, "Do no harm to yourself! For we are all here." Asking for lights, he rushed in. Becoming trembling, he fell before Paul and Silas. Leading them outside, he said, "Sirs, what must I do that I may be saved?" And they said, "Believe on the Master Yahshua Messiah, and you will be saved, you and your household."

They spoke the Word of the Master to him, and to all those in his house. Taking them in that hour of the night, he washed their stripes and he and all those belonging to him were baptized at once. Bringing them up to the house, he set a table before them, and he and his whole house rejoiced, believing Elohim.



Day having come, the magistrates sent the floggers, saying, let those men go.

Explore the Ancient City...

THYATIRA

While staying several days in Philippi, Paul and Silas were asked to remain with the house of Lydia. Lydia was a merchant woman who sold purple

dye in the ancient city of Thyatira. Thyatira was a wealthy, busy textile and trade city located in Western Turkey attracting the wool workers, coppersmiths, linen weavers, tanners and dyers. It was also one of the cities where money was first used.

Lydia is described in the bible as a "seller of purple." To make this purple dye, it is believed the dyers used a natural coloring substance from the root of a plant called madder. The shades of colors coming from the madder root ranges from bright orange to scarlet red, and pink red with a bluish tint. The color obtained from this dye is now called Turkish red.

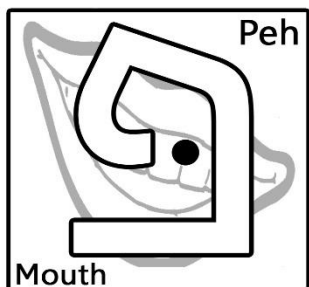
Today, Thyatira is named Akhisar which is Turkish for "white castle." The village is fairly large with mainly Greek and Armenian residents living there. Still living among them are some of the Jewish people. Ancient pagan temple ruins exist in the higher part of the town. Rug-making is a main modern industry in Akhisar this day.

There are seven congregations named in the book of Revelation (Revelation 2:18-28) and Thyatira is the fourth congregation.



HEBREW LESSON

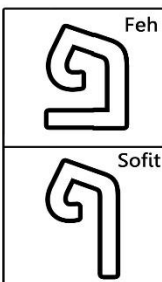
The Peh/Fey is the **Seventeenth** letter of the Hebrew Alphabet. There are two possible ways this letter can be pronounced.



If there is no dot, the letter takes the "F" or "PH" sound as in Frank or photo.

Every letter of the Hebrew Alphabet represents a picture!

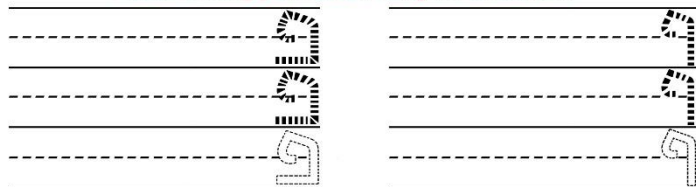
Five Hebrew letters are formed differently when they appear as the last letter of a word. The letter Peh is the fourth of the five.



These are called "Sofits" (pronounced so-feet) and they usually take the same sound as the original. The Peh as a final letter of a word, almost never has a dot in it. So it is usually pronounced with the "F" sound.

If there is a dot in the middle of the letter called a dagesh mark, then the letter is pronounced like a "P" as in peace.

Practice writing your Hebrew using the lines below.



Hebrew is read and written from right to left.

(Money)

Kesef - כסף

In this word the Peh Sofit would take the "F" sound as in chief because it's at the end of the word.



This vowel point is called a "kholam." It takes an "O" sound as in oh or go.

(Where is...)

Ay'Foh - איהו

In this word the Peh would take the "Fo" sound because there is no Dagesh mark in the middle and the Kholam vowel above.

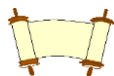
(Elephant)

Peel - פיל

In this word the Peh would take the "Pe" sound because of the dagesh mark in the middle and the Khirik vowel underneath.

YAHWEH'S UNCHANGABLE LAWS:

Your righteousness is forever, and
Your Torah is truth. Psalms 119:142



How does a law written in the Torah apply today?

Leviticus 19:2 Speak to all the congregation of the sons of Israel, and you shall say to them, You are Holy, for I am Holy, YAHWEH your Elohim.

YAHWEH is calling all of His people to be Holy. That means to be sanctified or set-apart in everything we do every day. YAHWEH not only wants us to think about what we say, but how we say it, not what we do, but how we do it and even what type of friends we have. It also means not watching T.V. or listening to music that is not pleasing or praising YAHWEH. He wants us to be clean - sanctified or set-apart, from things that are not clean around us.

Can you think of things in your life that may not be holy to YAHWEH? If so, can you think of how to get rid of them or change them?

Matthew 5:48 Therefore, you become perfect (complete), even as your Father in Heaven is perfect.

Look up scriptures: 2 Corinthians 7:1, 1 Peter 1:15-16

Answer to Last Month's Bible Riddle!

RIDDLE:

We were found
On the right side of a fisherman's boat
The net was so heavy, but we did not tear it!
Who are we?

ANSWER is: 153 BIG FISH!

And He said to them, Cast the net into the **right side of the boat** and you will find. John 21:6

Simon Peter went up and dragged the net onto the land, **full of big fish, a hundred and fifty-three.** And though being so many, the **net was not torn.** John 21:11

Can You Find the Words to the Puzzle? Paul and Silas in Prison

R L O I D E W W E F L M V F G
F B E C A E P P S A J U L W Z
A G G L V N C R I I N B A Q G
Q F A Z C E E I A T P B I P G
S H X E L L I W R H B U N T I
U I S B I D G S P I T G M U K
M M L A Z D K N L C K H L Z A
C Y J A A E X Y O B F Y S E U
B K M Z S K X P S S D B N K T
Y G I A D R C T F I I B Q L R
L H B E L I E F A F B R G J S
S B R R J E G A R U O C P Q P
H P C H N P M A Q K Q A J D B
K U N E H U X Z G V C S F Q X
X D M N Q L O O Y I O Z W N P

BELIEF

SILAS

PRaise

PRISON

JAILER

COURAGE

FAITH

PEACE

LYDIA

PAUL

Yahshua said to them, **believe!**

I have spoken these things to you that in Me you may have peace.

In the world there will be affliction to you,

but take courage,

I have conquered the world.

John 16:31,33




Lessons from the Bible: "The Spirit of Appreciation"



Paul and Silas were treated very badly and put into jail, but instead of complaining about what happened to them, they choose to pray and sing praises to YAHWEH.

They had a **spirit of appreciation**. That means whatever the circumstances may be, we should be thankful and grateful to YAHWEH for everything He does. Remember that YAHWEH provides for our daily needs like, food and water and clothing and a place to live.

Like Joseph and Daniel, Paul and Silas learned to be content by praying and praising YAHWEH.
We should too!

 YAHWEH will command His loving-kindness by day,
and His song shall be with me in the night, a prayer to the El of my life. Psalm 42:8

Read other verses on the Spirit of Appreciation:
Philippians 4:11-13, Matthew 5:10-12, Psalm 28:7

Turn a Negative into a Positive by Reframing

Reframing is the ability to look at a situation or experience from a different perspective or view. It is turning a negative thought process into a positive thought process.

Let's look at a few of the differences between a negative perspective and a positive perspective:

Negative perspective

- Brings self-pity – thinking only about yourself
- Focused on the problem
- No concern for those around you



Positive perspective

- Motivates you to make changes
- Focused on solution to fix the problem
- Gives you courage and boldness to face life

What are some things we can do to learn how to reframe a situation?

- Think about what Yahshua would do in the situation and how He would react to the problem.
- Take focus off yourself and the situation and look at the bigger picture.
- Remember things could always be worse!
- Be willing to learn from your experience – Life is an adventure and a test!
- No matter how bad things get, always remember you are still alive and breathing and that alone is plenty to be grateful for!
- If someone insults or offends you, look at the situation from their perspective and try to understand why they might have done that – put yourself in their shoes!
- Focus on the things you have and not on the things you don't have.
- Most importantly, pray and ASK YAHWEH to help you and HE WILL!

Group Activity: THE REFRAME GAME

- Each person will write down a situation or experience that could be looked at as negative.
- Then taking turns, each person will share out loud the situation they wrote down.
- Everyone else will help the person reframe the situation into something positive!

I can do ALL things
through Messiah; the
One giving me
strength. Phil. 4:13

Memorize the Bible Verse:

YAHWEH is my strength and my shield; my heart trusted in Him, and I am helped; yea, my heart greatly rejoices; and I will thank Him with my song. Psalm 28:7



Shalom Readers!

How often do you thank YAHWEH for the trees which provide wood or shade, or the flowers, or food to eat and water to drink or the things your parents give you?

Remember to try to do your best to have a spirit of appreciation for all things and all circumstances!

YAHWEH BLESS!



CRAFT CORNER:



Hanging Scripture Placard

Supplies Needed:

- 5 large Craft sticks
- Wide tape (clear packing tape works well)
- Glue stick or liquid glue
- Ribbon
- Colored paper (1 sheet)
- Scissors
- Bible scripture of your choice (next page)
- Embellishments: beads, Craft gems, Craft poms, etc.
- Optional: Glitter and/or paint



All of the pictured examples were designed by YAHWEH's precious little lambs!

Instructions:

1. Tear off a large piece tape and press down a Craft stick on left side of tape. Line another Craft stick on top of it and repeat until all 5 sticks are stuck on the tape. Repeat with another strip of tape (about 3 total) until the back is completely secured with tape.
2. Tape each end of a small piece of ribbon (about 9") to the back of your placard.
3. If you prefer, you can cut a square piece of colored construction paper to fit the back and glue it over the tape. This will give a nice backing cover to your placard.
4. Glue bible verses to front of placard.
5. Decorate the front of your Bible scripture placard with your embellishments.
6. Let the glue dry for at least 30 minutes and then it's ready to hang in a place you like.

Hint: If you don't have the Craft items, you can use any item you have in the house or even outdoors and it will work just fine! Be Creative and have fun!

Bible Scripture Cut-out

Cut out the Bible Scripture of your choice

Rejoice in **YAHWEH** always. Again I say, Rejoice!
Let your humility be known to all men. Our Master is at hand.
Do not worry about anything, but in everything by prayer and by
petition with thanksgivings,
let your requests be made known to Elohim;
and the peace of **YAHWEH** which surpasses all understanding
will keep your hearts and your minds through **Messiah Yahshua**.
Finally, my brethren, whatever is true, whatever is honest,
whatever is just, whatever pure, whatever lovely,
whatever of good report, if there is any virtue,
and if there is any praise, think on these things.
Philippians 4:4-8

But the fruit of the Spirit is:
love, joy, peace, patience, kindness,
goodness, faith, meekness, self-control.
Against such things
there is no instruction.
Galatians 5:22-23

YAHWEH is my shepherd; I shall not lack.
He makes me lie down in green pastures;
He leads me to waters of rest;
He restores my soul;
He guides me in paths of righteousness for His name's sake.
Yea, though I walk through the valley of the shadow of death
I will fear no evil; for You are with me;
Your rod and Your staff, they comfort me.
You prepare a table for me before ones vexing me;
You anoint my head with oil; my cup runs over.
Surely, goodness and mercy shall follow me all the days of my life;
and I shall dwell in the house of **YAHWEH** for days without end.
Psalm 23

FEED MY LAMBS Children's Page

"Spreading the Good News - One Lamb, at a Time"

TO YAHWEH BE ALL
PRAISE, HONOR, and GLORY

COYHWH.com
HLSWondrusWorks.com

August 2016



Bible Story Time

The Widow Who Gave All That She Had

Mark 12:41-44, Luke 21:1-4



Yahshua was teaching in the sanctuary.

And sitting down opposite the treasury,

Yahshua watched how the crowd threw copper coins into the treasury.

Many rich ones threw in much. And coming, one poor widow threw in two lepta (*which is a kodrantis*).

The kodrantis is the smallest and the cheapest of the Roman copper coins. It is equal to two lepta.



Having called His disciples near, He said to them,

"Truly I say to you that this poor widow has thrown in more than all of those casting into the treasury. For all of them gave from their abundance, but this one cast in from her need. She had cast in everything that she had, all her goods!"

Memorize the Bible Verse:

But remember this: the one sowing sparingly will also reap sparingly, and the one sowing generously will also reap generously.
2 Corinthians 9:6

Bible Story Lesson:

What Can You Give?



There are many people in the world today who are in need. Some need food, some clothes; others need a place to live.

In Yahshua's time there was a widow who was very poor and had little money. But she was rich in one way and that was in faith. She showed her faith by giving all that she had in order that someone else who was in need could be blessed. She gave up what she needed even if it meant going without food or other important things.

The poor widow teaches us that when we think we have nothing to give, we do and we can go without so that someone else can have. It teaches us to trust Yahweh-Yireh (our provider) to meet all of our needs.

Are there things that you can see that you would be able to give to someone else who may need it more than you? Do you pray to ask Yahweh what you should give and then ask Him to bring someone to give it to? Yahshua takes note of our giving whether a little or a lot and loves a cheerful giver. What can you give?

Luke 3:11 And answering, he said to them, **The one that has two tunics, let him give to him that has not. And the one that has food, let him do the same.**

Scripture reading:


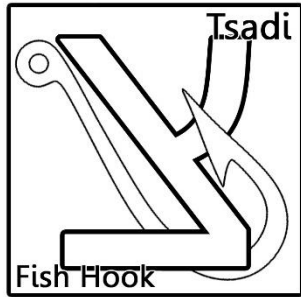
2 Corinthians 9:6-7, Matthew 6:3-4,
1 Kings 17:10-16

HEBREW LESSON

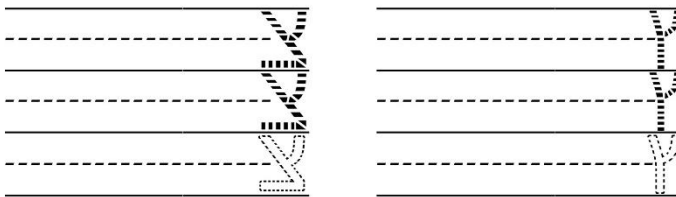
The **Tsadi** is the **eighteenth letter** of the Hebrew Alphabet. It takes the "TS" sound as in **pizza**.

Five Hebrew letters are formed differently when they appear as the last letter of a word. These are called "**Sofits**" (pronounced so-feet) and the Tsadi is the last of the five. They take the same sound as the original.

Every letter of the Hebrew Alphabet represents a picture!



Practice writing your Hebrew using the lines below.



Hebrew is read and written from right to left.

(Half)

Chetzi - צִי

In this word the Tsadi would take the "Z" sound because of the Khirik vowel point below.

(Yellow)

Tsa'hov - צָהוּב

In this word the Tsadi would take the "Tsa" sound because of the Kammats vowel point below.

(Outside)

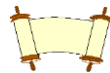
Bachootz - צָחוּץ

In this word the Tsadi would appear in the Sofit form because it's at the end of the word and take the normal "ts" sound as in pits.

 This vowel point is called a "Khataf Kammats" It takes an "O" and it gives the "OH" sound as in gone.

YAHWEH'S UNCHANGABLE LAWS:

*Your righteousness is forever, and
Your Torah is truth. Psalms 119:142*



How does a law written in the Torah apply today?

You shall rise up in the face of gray hair; and you shall honor the face of an old man; and be afraid of your Elohim.

**I am YAHWEH.
Leviticus 19:32**

Gray hair is a sign of age and as we grow older we start to become wiser and more mature.

YAHWEH wants us to honor and always show respect to the elderly, our parents, elders in the congregation or anyone that we come in contact with that is older than us.

We can show respect by being kind and friendly, always offering to help whenever it's needed, and listening and obeying them.

The gray head is a crown of glory; it is found in the way of righteousness. Proverbs 16:31

With the aged is wisdom, and understanding is in the length of days. Job 12:12



Famous Bible Musicians

Can You Find the Words to the Puzzle?



ASAPH
DEBORAH
JEHIEL
SOLOMON

BENAIAH
ELIAB
MATTITHIAH



DAVID
JEDUTHUN
MIRIAM



And he set before the ark of YAHWEH ministers from the Levites, even to celebrate and to thank and to give praise to YAHWEH the Elohim of Israel: Asaph the head, and Zechariah his second; Jeiel, and Shemiramoth, and Jehiel, and Mattithiah, and Eliab, and Benaiah, and Obed-Edom, and Jeiel, with instruments of harps, and with lyres; and Asaph was sounding with the cymbals. And Benaiah and Jahaziel the priests were continually with trumpets before the ark of the covenant of The Elohim.

1 Chronicles 16:4-6

Shalom Readers!

**YAHWEH BLESS
And thank you for reading!**



Rejoice in YAHWEH, O righteous ones; praise is becoming to the upright. Give thanks to YAHWEH with the lyre; sing to Him with a harp of ten strings. Sing to Him a new song; play skillfully, with shouts of joy. Psalm 33:1-3



CRAFT CORNER:



Colorful Music Maracas

Turn an empty water bottle into a musical instrument you can use when singing praises to YAHWEH!

Sing to Him a new song; play skillfully, with shouts of joy.
Psalm 33:3

Supplies Needed:

- 1 small empty water bottle with cap
- Cardboard toilet paper roll, cut off about $\frac{1}{4}$ on the end so your handle won't be too long
- Shaker Material = Small amount of rice, popcorn, colored beads and or beans (about 2-3 TBS)
- Glue
- Colored tape and/or paint
- Decorations of your choice



Instructions:

1. Make sure your water bottle is completely dried out, with no water drops. Once dry, fill water bottle with a small amount of shaker material such as rice, popcorn, etc.
2. Put the cap on the bottle and shake it a couple of times to test the sound. You can add more material to get the sound you like.
3. Once you are finished filling your bottle, return the cap.
4. For the handle: cut the cardboard toilet paper roll down the middle. Wrap the roll around the end of the cap tightly and tape together with colored tape. Be sure to tape the top of the roll tightly to the bottle. This will hold the handle in place.
5. Now you can paint and/or decorate your maraca with your decorations.

FEED MY LAMBS Children's Page

"Spreading the Good News - One Lamb, at a Time"

TO YAHWEH BE ALL
PRAISE, HONOR, and GLORY

www.GOYHWH.com
www.HISWondrousWorks.com

September 2016




Bible Story Time

The Breaking of Uzzah and the Fear of YAHWEH


2 Samuel 6:1-12

David again gathered every chosen one in Israel, thirty thousand.

David rose up and went, and all the people with him, from Baal-Judah, to bring up the ark of the Elohim from there, which is called by the Name, the Name of YAHWEH of Hosts, who dwells above the cherubs over it. They made to ride the ark of the Elohim on a new cart, and took it from the house of Abinadab, which is in the hill.



Uzzah and Ahio the sons of Abinadab were leading the new cart. They took it from the house of Abinadab, which is in the hill, with the ark of the Elohim. Ahio was going before the ark. David and all the house of Israel were dancing before YAHWEH with all instruments of fir wood, with lyres and with harps, and with tambourines, and with cornets, and with cymbals. When they came to the threshing floor of Nachon, and Uzzah reached out to the ark of the Elohim, and took hold of it, for the oxen nearly upset it.



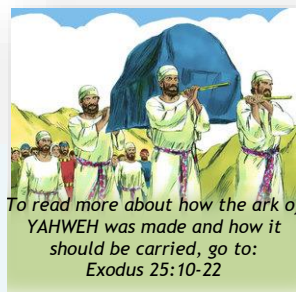
Then the anger of YAHWEH burned against Uzzah. And the Elohim struck him there for the fault. He died there by the ark of the Elohim. And it angered David because YAHWEH broke out a break against Uzzah. One calls that place The Breaking of Uzzah to this day.

David feared YAHWEH on that day, and said, "How shall the ark of YAHWEH come to me?" David was not willing to bring the ark of YAHWEH to himself, to the city of David.

David turned it aside to the house of Obed-Edom the Gittite. And the ark of YAHWEH remained in the house of Obed-Edom the Gittite three months. YAHWEH blessed Obed-Edom and all his house. It was told to King David, saying, YAHWEH has blessed the house of Obed-Edom and all that is his, because of the ark of the Elohim.

David went and brought up the ark of the Elohim from the house of Obed-Edom to the city of David with joy.

Do your parents give you chores or other things to do that are just for you? Are they to be done in a very specific way? Uzzah was an example of Yahweh showing how a good intention does not excuse a bad action.



To read more about how the ark of YAHWEH was made and how it should be carried, go to: Exodus 25:10-22

MINI LESSON DISCUSSION:

How many of the chosen people of Israel did David bring with him to go up to Jerusalem?

Instead of carrying the ark of Elohim with poles as YAHWEH commanded in Exodus 25:13-15, what did the people make to carry the ark on?

What was David and the house of Israel doing before YAHWEH as the Ark was being carried?

What caused Uzzah to touch the ark and what happened to him?

David was angry, but what very important lesson did He learn that day?

While the ark remained in the house of Obed-Edom, what did YAHWEH do for him and all his house?

Israel Fun Fact...

How was Wheat Processed in Ancient Israel?

Yahshua often talked about wheat and gave many comparisons to help us understand scripture.

Wheat grain was ready to be harvested when the kernels could be pinched and no longer produce a milky substance. The head or spike at the top of the wheat stalk will be bent over due to the weight of the grain kernels. It has the appearance of bowing down.



The wheat is bowing down

Some of the wheat in the field will stand straight up because there are no wheat kernels in them. Their spikes are just empty shells that produced no wheat kernels. These would also be harvested and bundled into sheaves along with the wheat that did produce grain.

After the wheat was picked and bundled into sheaves, it was taken to a threshing floor to separate the wheat kernels from the outer shell (**chaff**) that covers the kernels. This part of the process was called **threshing**. The hard stone floor used for threshing was usually located on the edge of a village on top of a hill, so the blowing wind could help in the separation process.

The sheaves would be loosened upon the floor and placed around in circle. Oxen would be made to move around the circle of the floor to trample over the sheaves separating the kernels of grain from the stalk.

Another method was to drag a wooden sled over the sheaves. A person would sit on the sled to make it heavier and another person pulled the sled over the sheaves. Now, that's teamwork! The sled had many holes filled with rocks to help thresh the grain.



Threshing Sled and Winnowing Rake


After being threshed, the grain would be thrown into to the air with a winnowing tool so the wind could blow away all the chaff while the grain would fall back onto the floor. This was called the **winnowing** process.

After threshing and winnowing the grain it was passed through a large basket with small holes to sift and remove any remaining chaff or dust particles. Then the grain would be gathered up and put into a storehouse to later be ground into flour.

HEBREW LESSON

The Kof is the Twentieth letter of the Hebrew Alphabet. It takes the "K" sound as in kind or kindle.

Practice writing your Hebrew using the lines below.



Hebrew is read and written from right to left.



Every letter of the Hebrew Alphabet represents a picture!

(Cold)
Kar - קר

In this word the Kof would take the "A" sound because of the Patakh vowel underneath.

(Glue)
DE'vek - דבק

In this word the Kof would take the normal "K" sound as in pack.

(Flour)
Kemach - קמח

In this word the Kof would take the "EH" sound because of the Segol vowel point underneath.

This vowel point is called a "Shoorook." It takes an "O" and it gives the "OO" sound as in food.

Can You Find the Words to the Puzzle?

Separating the Wheat from the Chaff



Z M L Z E K G R O C T Q D Y N
A C A X K X C N J U H E D A K
T C F A U V B Q I S B A L N E
I U D O W O Y X R H S T F U H
G N I W O N N I W E S Z T F W
K C W I D V E C P Z P E A W I
M C H E R O G A M L Q Z R N N
A A P O F Q R J W V J M L H D
J C R F D A Z S P N T S B P T
R X O R T T E E R Z R W T G G
C R R I E I C V D E L S U D I
K Z O K S X U A R O N M D T T
T N S S V W H E A T A S G P S
Y A T N Q I R H Y D R H L X C
B A L R M D M S L V K C W G G

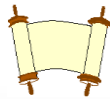
Wheat	Wind
Threshing	Fork
Winnowing	Sled
Separating	Chaff
Sheaves	Basket



Threshing Sled

YAHWEH'S UNCHANGABLE LAWS:

Your righteousness is forever, and
Your Torah is truth. Psalms 119:142



How does a law written in the Torah apply today?

One witness shall not rise against a man for any iniquity, or for any sin, in any sin which he sins. At the mouth of two witnesses, or at the mouth of three witnesses a thing shall be established.
Deut. 19:5

Why do we need more than one witness to a sin?

Imagine that you and your sister are fighting, she raises her arm because she is yelling and breaks your mother's favorite coffee cup. Your mother comes in and sees both of you sitting and looking at the broken pieces and asked "who broke my cup"? You both look at one another and say, "she did"! Your mother looks up and sees your two younger brothers have been peeking behind the kitchen door and have seen the whole thing.

Yahweh wants there to be two or even three witnesses (people who actually saw what happened) for a couple of reasons.

First, Yahweh uses many witnesses to confirm that a story is true. That way an innocent person will not be wrongly accused of a sin and the guilty person will be correctly accused and receive the punishment they deserve.

Second, Yahweh uses it to help us correct our brother who may be at fault and will not repent even though you have witness his wrong doing. He allows you to take the matter to two or three other witnesses as proof of the need to repent.

How many gospels (witnesses) are there about the life of Yahshua?

Leviticus 5:1, Numbers 35:30. Matthew 18:15-19

Memorize the Bible Verse:

Then everyone who shall confess Me before men, I will also confess him before My Father in Heaven. But whoever denies Me before men, I also will deny him before My Father in Heaven.
Matthew 10:32-33

Shalom Readers!

Thank you for your help, your ideas and for reading!

YAHWEH BLESS

Praise Him with the timbrel and dance; praise Him with strings and pipes. Praise Him on the sounding cymbals; praise Him with the resounding cymbals. Let everything that breathes praise Yah.
HalleluYah!
Psalms 150:4-6



CRAFT CORNER:



Make Your Own Musical Tambourine (Timbrel)

Supplies Needed: Makes 2 tambourines!

- 2- 7" Round embroidery hoops (you will need two so you can separate into matching sizes)
- 10 – metal bottle caps, not smashed or dented (you can usually find these outside on the ground)
- 15 – round metal washers
- 5 wide craft sticks (popsicle sticks)
- Roll of thin wire
- Felt or fabric
- Ribbon
- Beads, pearls, and flowers, glitter
- Glue gun and glue
- Pencil or pen
- Scissors
- Hammer and pliers
- Heavy duty sandpaper
- Long nail



And the sister of Aaron, Miriam the prophetess, took the timbrel in her hand, and all the women went out after her with timbrels and with dances. And Miriam answered to them, Sing to YAHWEH, for triumphing He has triumphed gloriously; He has thrown the horse and its rider into the sea.

Exodus 15:20-21

Instructions:

To prepare bottle caps:

- Sand the words and paint off of each bottle cap with the sandpaper.
- Remove the plastic lining on the inside of the cap to the best of your ability.
- Wash the bottle caps in hot water and dry them. You can also paint them at this time or just leave them the natural gold and silver as seen in the picture.
- With the pliers, pull out the edges of the cap so they fan out. Then turn the cap upside down on pavement and smash it flat with the hammer. Turn it over and smash it again. Repeat a couple of times until it is flat.
- Once flattened, place the sharp end of the nail in the center of the cap and with the hammer, pound it until it makes a hole.

To prepare the hoops:

- With the pliers, carefully remove the metal hardware that is on the top hoop. Don't worry about the holes, they will be covered with felt and you won't see them.
- Now match the hoops with each other so they are the same size. (The top hoop on embroidery hoops are always larger than the bottom hoop) This is why you need two sets of hoops. You can give the other tambourine as a gift to someone!

Spacers:

- Measure each craft stick to about 1 3/4" and mark with a pencil. Cut them with the scissors.
- Place the spacers equally around the inside of the hoops in five different places and mark the spots with a pencil. Don't worry if they are off a bit, again, the felt will cover any little imperfections. Once you know where they will be placed, glue the top edge to the top hoop and the bottom edge to the lower hoop. *See example below.*



Caps and Wire:

- Cut 5 pieces of wire (about 16" long).
- Between each spacer, wrap one end of the wire around the top hoop a couple of times tightly.
- Now thread a washer, cap, washer, cap, washer on the wire.
- Wrap the other end around the bottom hoop a couple of times and then thread back through the caps and washers. Pull it tight and tie the end of the wire. This will give it extra strength. If you have thicker wire, one time through the caps and washers is fine. *See example below.*



Once you have finished wiring the caps in place around the hoops, you can decorate with your felt, ribbons, flowers, beads etc.!





TO YAHWEH BE ALL
PRAISE, HONOR, and GLORY

www.COYHWH.com
www.HCSWondrousWorks.com

OCTOBER 2016

Bible Story Time



The Parable of the Eleventh Hour Workers

Matthew 20:1-16

MINI LESSON DISCUSSION:

For the kingdom of Heaven is like a man, a house Master, who went out when it was early to hire workers into his vineyard.

He bargained with the laborers for a denarius per day. He sent them to his vineyard.

And going out about the third hour, he saw others standing idle in the market. He said to them, "You also go into the vineyard, and I will give you whatever is just." And they went.

Again, going out about the sixth and ninth hour, he did the same. Going out about the eleventh hour, he found others standing idle, and said to them, "Why do you stand here idle all day?"

They said to him, "Because no one has hired us." He said to them, "You also go into the vineyard, and you will receive whatever is just."

But evening having come, the master of the vineyard said to his manager, "Call the workers and pay them the wage, beginning from the last to the first."

The ones having come the eleventh hour each received a denarius.



Having come, the first supposed that they would receive more. They also each received a denarius. And having received it, they murmured against the house Master, saying, "These last have performed one hour, and you have made them equal to us who have borne the burden and the heat of the day."

But answering, he said to one of them, "Friend, I did you no wrong. Did you not agree to a denarius with me? Take yours and go.

But I desire to give to this last as also to you. Or is it not lawful for me to do what I desire with my things? Or is your eye evil because I am good?

So the last shall be first, and the first last; for many are called, but few chosen."

What was Yahshua comparing this parable to?

How much was each worker paid for their work?

How long did the eleventh hour workers perform their work?

When the eleventh hour workers received the same wage as those who worked all day, what did the "all day" workers do against the house Master? And why was that wrong?

What did the house Master say to the ones who murmured?

What did you learn from this Bible lesson?

Sukkot Paper Chain of Praise!

Make a special paper chain to decorate your sukkah or your feast place!



Start about a week before the feast begins...

Cut equal and long, narrow strips of paper of different colors and hand them out to your family and friends who will be celebrating this glorious feast of Sukkot with you. About 5 for each person.

Each person will write on their strips of paper, Shemita blessings and/or things they are thankful and give praise to YAHWEH for!

As you receive the strips of paper from everyone, interlink and glue the ends to each other to form a long chain.


Hang the chain where everyone can see it.

As you come together to celebrate the feast days, the praise chain will be visible for all to read!

Even a child is known by his acts, whether his work is pure, or upright. Proverbs 20:11

Building a Sukkah Together

Can you spot the 19 differences?



Can You Find the Words to the Puzzle?


Seven Species in the Land of Israel

S H J R W X G J C Q A P B D J
 Y E K N H Q T L Z K O E G O Y
 E X P B F L Z X Y M F C N O I
 L H T A E D A T E S S M Y M P
 R W Z A R C W G Z E G H D W C
 A K R E U G R K Q L H F N Z P
 B S V D W A Q Q C D U Q G O A
 I V G W N I H W I L A V F N K
 W B P A S V Q O Z M L F D Z L
 X E T W B C R V E K V M F M J
 C E B D H Z P S A F M M Q U Q
 P X I F I E Y V C S Z K I F E
 S E V I L O A Z M N J M X M Q
 I W R G G E K T T Y J B L N F
 E L M S Q D Y D K E D U Z A Z

Lessons from the Bible...

Everything Belongs to YAHWEH

A Lesson on Good Stewardship



Yahweh calls each of us to be good stewards. But what does that mean? What is a good steward? A steward is a person who has the job of taking care of or managing the land, money or property of someone else. In Psalms 24:1 it says **the earth belongs to Yahweh and the fullness of it; the world, and those who live in it.** Yahweh created everything, the seas, plants and trees, sun, moon and stars, land, cattle and us. He owns it all and He wants us to take good care of it. Yahweh took Adam and put him in the garden to work it and keep it. Did you get that? Yahweh told Adam to work and take care of the garden. So we also must take care of everything that belongs to Yahweh, which is...well, everything!

Do you leave the water running while you brush your teeth? Do you spend all of your money as soon as you get it? Do you help take good care of your little brother or sister? Do you take care of your pets? What about hanging up your clothes so they don't get worn out? All of these are examples of good stewardship. It also means that we submit to Yahweh and let Him show us how to take good care of everything that He has given to us.

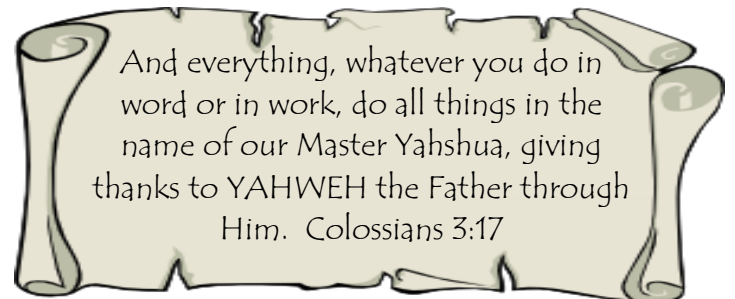
Further scripture reading:

Proverbs 31:1-31, Psalm 50:12, Exodus 19:5, Deuteronomy 10:14, 1 Chronicles 29:11, Job 41:11 1 Corinthians 10:26

- Olives
- Figs
- Grapes
- Dates
- Wheat
- Barley
- Israel
- Pomegranate



Memorize the Bible Verse:



Shalom Readers!

CHAG SAMEACH!

Happy Feast of Tabernacles to all!

YAHWEH BLESS



Family Encouragement Notes

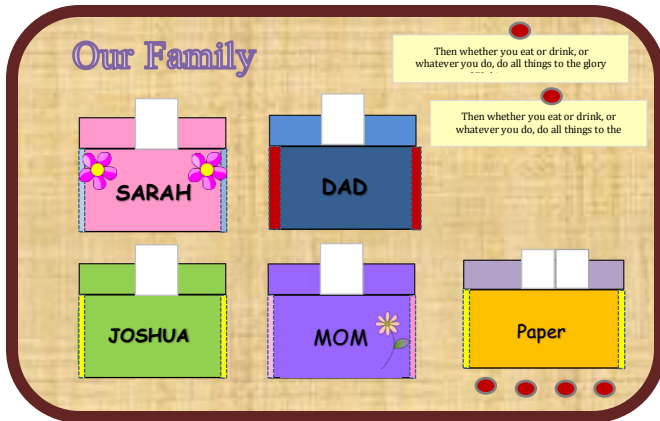
An activity that involves the whole family!

This is a family project everyone can do together!

During the day, when Mom sees her children doing something she would like to praise them for, she will write it down on a strip of paper and put it in the child's personal pocket pinned to the cork board. Mom can also write something for Dad each day.

After everyone has finished eating dinner in the evening and still sitting at the table, Dad will pull out the strips of paper from the children's pockets and read them out loud for everyone to hear.

Mom will collect all the children's strips of paper and tape them onto a white sheet of paper. Then the sheets of paper can be put into a page protector and placed in a family binder for everyone to go back and read later.



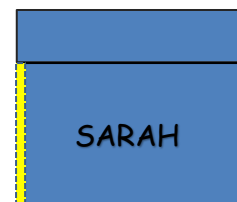
Supplies Needed:

- Cork Board and tacks
- Colored Card Stock or heavy paper for pocket folders (*the amount will depend on how large or small your family is!*)
- Scissors
- Marker or crayon for writing names
- Stapler or tape
- White or colored paper cut in wide strips
- Notebook binder
- White copy paper
- Plastic Sheet Protectors

Instructions:

To Make the Pockets ~

1. Cut the card stock into even squares about 6" x 4" – one pocket for each person in the family (*including Dad and Mom*) and one for the white strips of paper
2. To form the pocket, fold each square in half, but leave about an inch at the top
3. (*the top part is where the tack will be placed to pin to the bulletin board*)
4. Staple or tape each side of the pocket to seal up the sides
5. Write each person's name in the family on their own individual pocket
6. With the tacks, pin the pockets onto the cork board



Pocket Example

Tips ~

You can have each person decorate their pocket and write their own name of it if you like
 For taping up the sides, you can use the fancy **Washi** tape to give it a nice decorative touch
 Add favorite Bible verses to the board!

FEED MY LAMBS Children's Page

"Spreading the Good News - One Lamb, at a Time"

TO YAHWEH BE ALL
PRAISE, HONOR, and GLORY

www.COYHWH.com
www.HLSWondraustWorks.com

NOVEMBER 2016



Bible Story Time

YAHWEH's Covenant with Abram and Sarai

Genesis 17:1-9, 15-22

When Abram was ninety-nine years old, YAHWEH appeared to Abram and said to him, "I am El Shaddai! Walk before me and be perfect; and I will make My covenant between Me and you, and will increase you very greatly."

Abram fell on his face. And Elohim spoke with him, saying, "As for Me, behold, My covenant is with you, and you shall be a father of many nations. And your name no longer shall be called Abram, but your name shall be Abraham."

"For I have made you a father of many nations. And I will make you very fruitful, exceedingly. And I will give you for nations. And kings shall come out of you. And I will establish My covenant between Me and you, and your seed after you in their generations, for an everlasting covenant, to be a Elohim to you and to your seed after you. And I will give to you and to your seed after you the land of your sojourning, all the land of Canaan, for an ever-lasting possession and I will be their Elohim."

Elohim said to Abraham, "You shall keep My covenant, you and your seed after you in their generations."

Elohim said to Abraham, "You shall not call your wife Sarai by her name Sarai, for Sarah shall be her name; and I have blessed her and have also given to you a son from her. Yea, I have blessed her and she shall become nations; kings of people shall be from her."

Abraham fell on his face and laughed. He said in his heart, "Shall one be born to a son of a hundred years? And shall Sarah bear a daughter of ninety years?"

Abraham said to Elohim, "Oh that Ishmael might live before You!"

Elohim said, "Your wife Sarah truly shall bear you a son, and you shall call his name Isaac. And I have established My covenant with him for a perpetual covenant with his seed after him. And as to Ishmael, I have heard you. Behold, I have blessed him and will make him fruitful and will multiply him exceedingly. He shall father twelve princes, and I will make him a great nation. And I will establish My covenant with Isaac, whom Sarah shall bear to you at this set apart time next year."

He finished talking with him. And Elohim ascended up from Abraham.

Abram means "exulted Father" and **Abraham** means "father of many"
Sarai and **Sarah** mean "princess", but the name Sarah shows she will be a mother of nations and kings.

MINI LESSON:

What did YAHWEH promise to Abram? And what did Abram need to do?

What was Abram's new name and what did it mean?

What was Sarai's new name?

What was YAHWEH's blessing to Sarah?

What name did YAHWEH tell Abraham to call his son?

Israel Fun Facts:

What is the Difference Between a Cistern and a Well?

A cistern and a well both supply water, but each have a different purpose.

In ancient Israel, the summer months could be very hot and dry and the people needed a place to store water. Workers would dig a large hole in the ground and carve into solid rock to form a **cistern** to catch rainwater. This was a man-made reservoir used to store large amounts of "standing" water that could serve an entire community. Many old cisterns have been discovered by archaeologists throughout the land of Israel and Jerusalem.

During the times of the Bible kings the walls of a cistern would be covered in plaster to keep the water from seeping out. However, even the cisterns covered with plaster would eventually break down and develop cracks causing all the water to seep out.

The larger cisterns built deep underground were also used for places to hide, to hold prisoners and also used as burial places. Jeremiah the prophet was thrown into a mud pit and held as prisoner in a broken down cistern which held no water (Jerm. 38:6).

A **well** also provided water, but in a different way than a cistern. A well was dug to tap into a supply of "living" groundwater, such as a stream or natural spring. This water was safe to drink. Ropes and a bucket were lowered into the well to bring up the water from the well.

The Bible tells of other important events which happened at a well. Jacob kissed Rachel at the well (Gen. 29:11) and Isaac's wife Rebekah was found at the well drawing water for camels (Gen. 23:7-22). Abraham dug a well in in Beer-Sheva (which means The Well of the oath) and cut a covenant with Abimelech there. This well today can still be found in Beer-Sheva.

Can you think of any other events in the Bible that happened at a well?



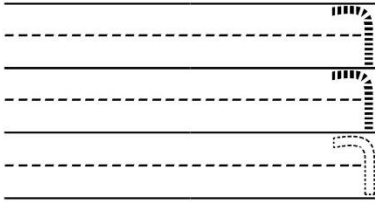
The Well of the Oath - Beer-Sheva

A good name is to be chosen rather than great riches; Proverbs 22:1

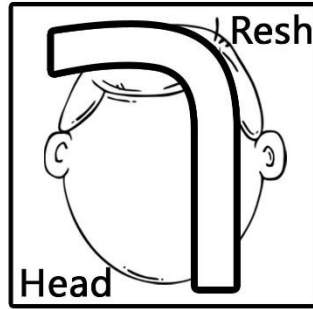
HEBREW LESSON

The **Resh** is the **Twentieth Letter** of the Hebrew Alphabet. It takes the "R" sound as in really or right.

Practice writing your Hebrew using the lines below.



Hebrew is read and written from right to left.



Every letter of the Hebrew Alphabet represents a picture!

(Cow) **Pahrah - פרה**

In this word the Resh would take the "A" sound because of the Kammats vowel underneath.

(Wall) **Keer - קיר**

In this word the Resh would take the normal "R" sound as in door.

(Shepherd) **Row'eh - רועה**

In this word the Resh would take the "Ro" sound because of the kholam vowel above the vav.

 This vowel point is called a "Koo boots." It takes an "O" and it gives the "OO" sound as in food.

Little. Yet Wise!

In the book of Proverbs there are four things that are little yet wise on the earth, they are:

The Ant

The ants are a people not strong, yet they prepare their food in summer. Why does this make them wise? Because they work hard together all summer long and are prepared during harvest time to gather food and provisions for the cold winter months ahead. They do not need to go out to look for food in the winter because they have already stored what they needed. **Proverbs 6:6-8**



The Rock Badger

Rock badgers are not a powerful people, yet they make their houses in the rock. Why is this wise? Because they are well hidden. Animals like the wolf, coyote or lion cannot get into the cleft and small rocky places where the rock badgers make their homes. They are saved from their enemies! **Psalm 104:18**



The Locust

The locusts have no king, yet they go out in a swarm, all of them. Why is this a wise thing? They stick together to help one another without having a locust king over them. They unite and work as one group. **Joel 2:25, Revelation 9:3**



The Lizard

The Lizard you can take with the hands, yet it is in the king's palaces. How is this wise? The lizard is small and yet he can get into the well-guarded palace of a king!

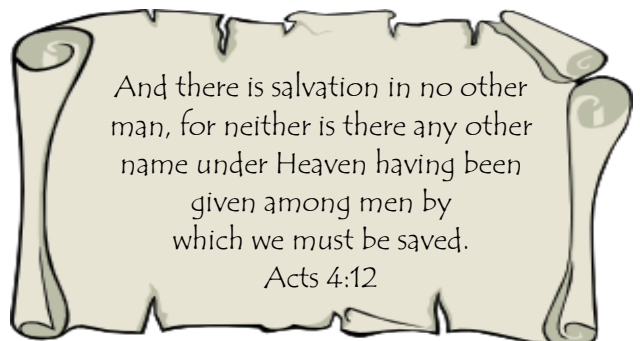


What do these four little and wise things teach us?

That even if you are small, or poor, you may have wisdom and gifts, or talents that can be used to help your brothers or sisters or even other people.

Memorize the Bible Verse:

And there is salvation in no other man, for neither is there any other name under Heaven having been given among men by which we must be saved.
Acts 4:12



Lessons from the Bible...

The Importance of Names in the Bible



In the bible, names are very important. Many times we see that names may have to do with what you look like, what you will do or how you act (your character).

Yahweh named the first man Adam as he was made from the dust of the ground and was ruddy or red. Adam named his wife Eve (Chavah) which means she became the mother of all living. There are times when Yahweh changes a person's name to show what a person will do. Abram which means exalted Father (Yahweh), was changed to Abraham meaning the father of many.

There are a few people who are named after how they act, Abigail's husband was named Nabal which means fool as he acted foolishly against David, 1 Samuel 25:25.


Yahshua also changed the names of some of the apostles when he called Simon, Peter. rock. Some people changed their own names as Shaul became Paul.

But the most important names to remember are those of Yahweh and Yahshua. Moses wanted to know the name of the one true Elohim as he had been raised in Egypt where they had many elohim. Also, in the name Yahshua, there is salvation in no other man for neither is there any other Name under Heaven having been given among men by which we must be saved.

What is your name? What does it mean? What are your parents' names? What do they mean?

Can you name 5 people who had their names changed in the bible?

Exodus 3:14, Acts 4:12, Isaiah 9:6, Judges 13:18, 2 Chronicles 7:14



And He brought him outside and said, Look now at the heavens and count the stars, if you are able to count them, And He said to him, So shall your seed be.
Genesis 15:5