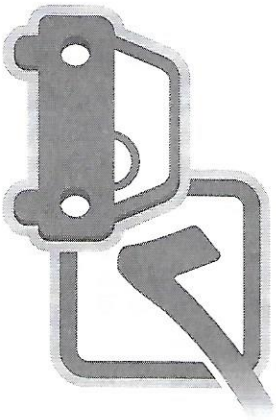


## Test vehicle assessment

Before you begin the driving test, your vehicle must pass an assessment to ensure it is safe and can be legally operated on public roadways.

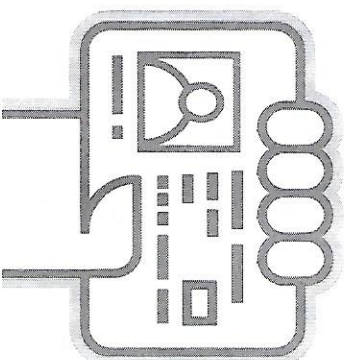


The license examiner will check for the following:

- The passenger compartment, seat and floor space must be free of any obstructions.
- All turn signals are working properly.
- All brake lamps are working properly.
- Brake and turn signal lamp lenses are not cracked or broken.
- Both front and rear license plates are securely mounted.
- The horn is audible and in good working condition.
- All lug nuts are in place and the tire tread depths are at least 2/32 of an inch.
- Vehicle is free of any obnoxious odors, parasites and insects, and animal fur.
- Vehicle instrument panel gauges are working properly and warning indicator lights are NOT on.
- Driver and passenger seat belts are clean and in good working condition.
- Door handles, windows and door locks are in good working condition.
- Must have at least 1/4 tank of gas.
- For convertible and Jeep-type vehicles, the canopy top must be engaged in the closed and locked position covering the passenger compartment.

## ■ Window and windshield requirements:

- Windshield must not be cracked or chipped in a manner that would adversely affect visibility. Stickers or other nontransparent material are allowed only at the lower right hand corner of the windshield and must be no more than four inches by six inches in size.
- Stickers or other nontransparent material are allowed on side and rear windows if it is in an area that does not obstruct the driver's clear view of the highway or any intersecting highway.
- Window tinting must be approved by an official safety inspection station and noted on the vehicle's safety check inspection certificate.
- Tinted windows that appear too dark are subject to tint meter verification to ensure compliance prior to the road test.
- Front windshield shade tint must be above the AS-1 marker or no more than four inches from the top center of the windshield, if there is no AS-1 marker.



Go to [honolulu.gov/csd](http://honolulu.gov/csd) for information.



## PREPARING FOR YOUR DRIVER LICENSE ROAD TEST

Making an appointment

Testing requirements

Required documents

Vehicle assessment

ROAD TEST ELIGIBILITY DATE:



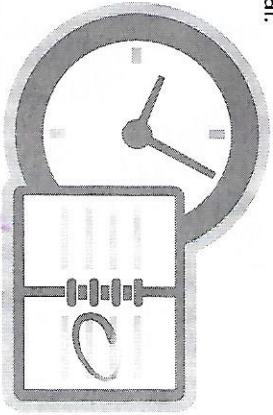
CITY AND COUNTY OF  
H O N O L U L U

Department of Customer Services



## Preparing for the test

Review the Hawaii Driver's Manual to prepare for the test. The manual is available online at [hidot.hawaii.gov](http://hidot.hawaii.gov), and at convenience stores and book shops. Read the instructions, learn the rules and practice the driving maneuvers provided in the manual.



## Scheduling a road test

**BY APPOINTMENT:** Appointments are highly recommended and offer the convenience of a scheduled date and time for your road test. Please arrive at least 15 minutes before your scheduled time. Make appointments online at [honolulu.gov/csd](http://honolulu.gov/csd).

Check the website frequently as cancellations may open appointment slots throughout the day.

We ask that you cancel or reschedule an appointment that you can't keep and make it available for the next person.

**ON STANDBY:** Walk-in service is not recommended as wait times may be long and there is no guarantee that you will be served that day. You may sign up for a stand-by road test on site on a first-come, first served basis and will be called as openings become available.

## Driver Licensing Centers offering road tests

- Kapālama, 925 Dillingham Boulevard
- Kapolei, 1000 Ulu'ohia Street
- Ko'olau, 47-368 Hui 'Iwa Street
- Wahiāwa, 330 North Cane Street
- Wai'anāe, 85-670 Farrington Highway, on Tuesdays and Thursdays

## Before the test

### Test taking and vehicle document requirements

The following items are required to be able to take the test. Photocopies, facsimile copies and computer-generated documents are not acceptable for any of the required documents below:

- You must be accompanied by a licensed driver who is age 21 or older, has a valid driver license, and must be present when you are called for the test and through its completion.
- You must have a current vehicle Certificate of Registration. A temporary dealer registration will not be accepted.
- You must have a current Hawaii motor vehicle insurance card. The name and vehicle identification number must be the same as on the vehicle Certificate of Registration.
- You must have a current Vehicle Inspection Certificate. The inspection decal must be on the vehicle and the vehicle must meet all safety inspection standards.
- If the vehicle is new, you must have the sales contract, the Certificate of Vehicle Inspection Certificate and decal, a Hawaii motor vehicle insurance card, and the current temporary license plate is attached to the vehicle.
- If you are using a rental vehicle, it must have the original Certificate of Registration, Certificate of Vehicle Inspection, and Hawaii motor vehicle insurance card. The driver license applicant must be listed on the rental contract.
- If you are using a company vehicle, you will need a letter, on company letterhead, authorizing you to use the company vehicle

for the road test that must be signed by an officer or authorized person of the company. The letter must include the applicant's name, vehicle license plate, make and vehicle identification number and the date that the vehicle will be used for the road test.

### Minor applicants

If you are under age 18, you must also provide the original State of Hawaii driver education certificates of completion for classroom and behind-the-wheel instruction.

### Foreign license holders

In addition to all of the requirements above, holders of foreign driver licenses of a participating country of the "1943 and 1949 United Nations Convention of Road Traffic and Convention on the Regulation of Inter-American Automotive Traffic" must present a valid foreign driver license, a valid international driving permit, or a valid passport, with an entry date to the U.S. of less than one year at the time of the road test.

**NOTE:** A provisional or full license will not be issued to individuals under age 18, who have pending violations or proceedings that might result in the suspension or revocation of the provisional license, and any pending adjudication of an offense relating to the operation of a motor vehicle.

Violations or proceedings must be cleared within 30 days of passing the road test. Failure to do so will result in having to retake the road test.

Go to [honolulu.gov/csd](http://honolulu.gov/csd) for information.