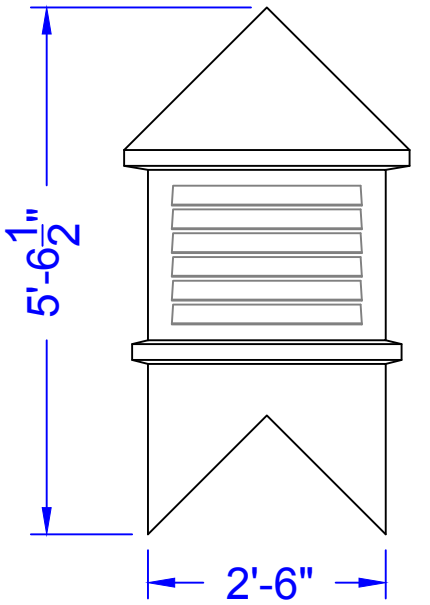
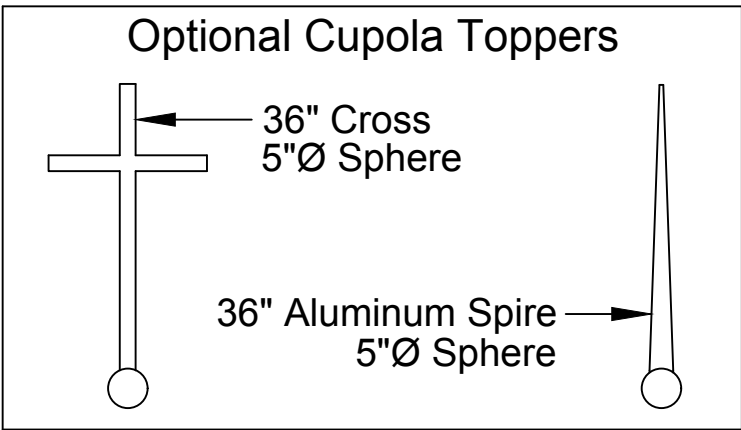
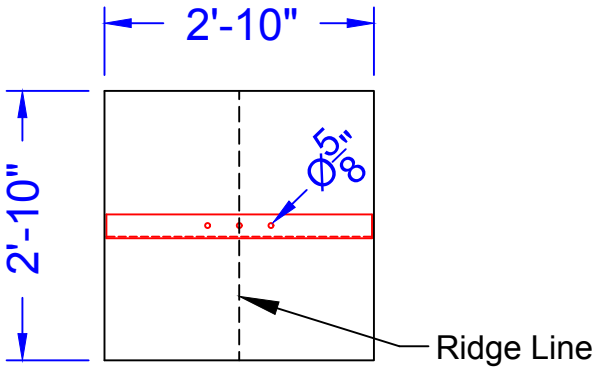


Cupola Data
 Overall Height = 5'-6 1/2"
 Base Width = 2'-6"
 Unit Weight = 100 lbs.

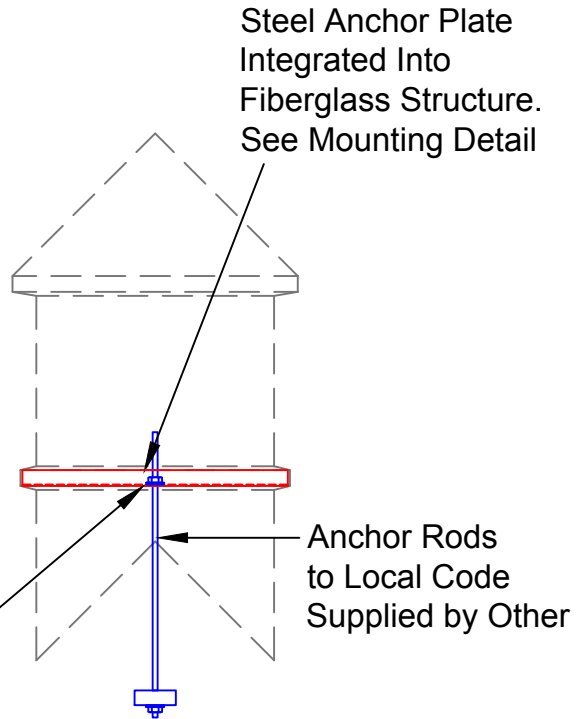
Weathervane selection at :
www.whitehallproducts.com



Elevation View



Mounting Detail



Skeleton View

Steel Anchor Plate
(2"x3"x3/16" Stl. Angle)
Sealed in Fiberglass



PIEDMONT
COMPOSITES & TOOLING

33 Lewittes Rd.
 Taylorsville, NC 28681
 Phone: 828-632-8883
 Fax: 828-632-5585
www.piedmontcomposites.com

CUPOLA

Model : **30LPK**

Scale:
N/A

Drawn by:
K.SHERRILL

Created On
N/A

Updated On
05/07/19

Note: All drawings are the property of Piedmont Composites & Tooling, LLC. Variation in material thickness, dimension and weight may occur. PCT reserves the right to change or modify design at anytime without notice.