



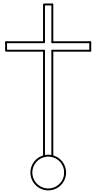



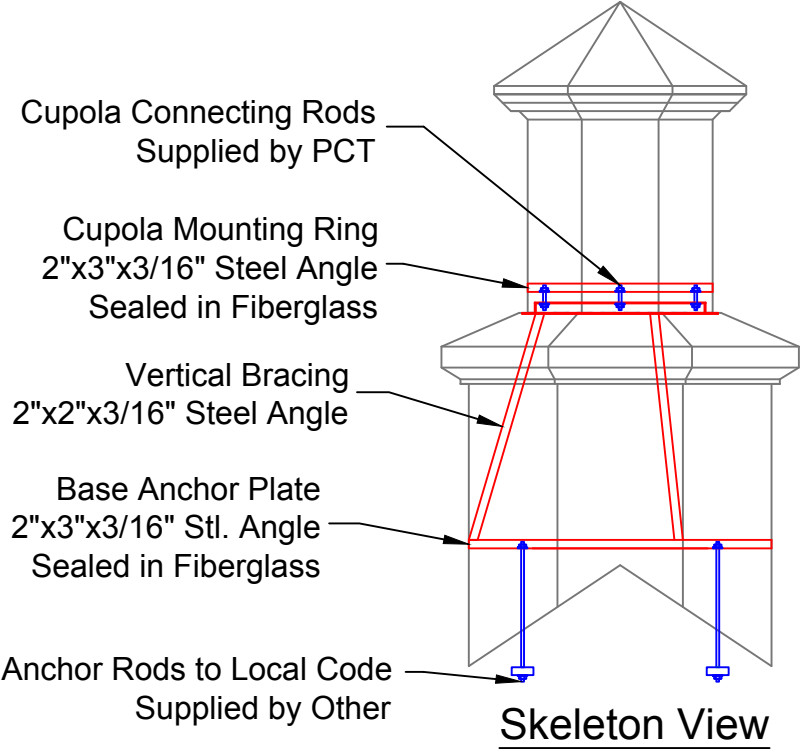
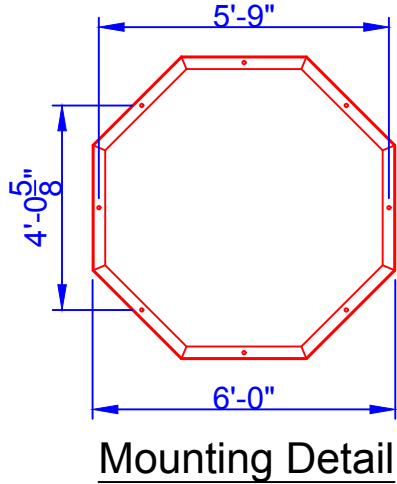
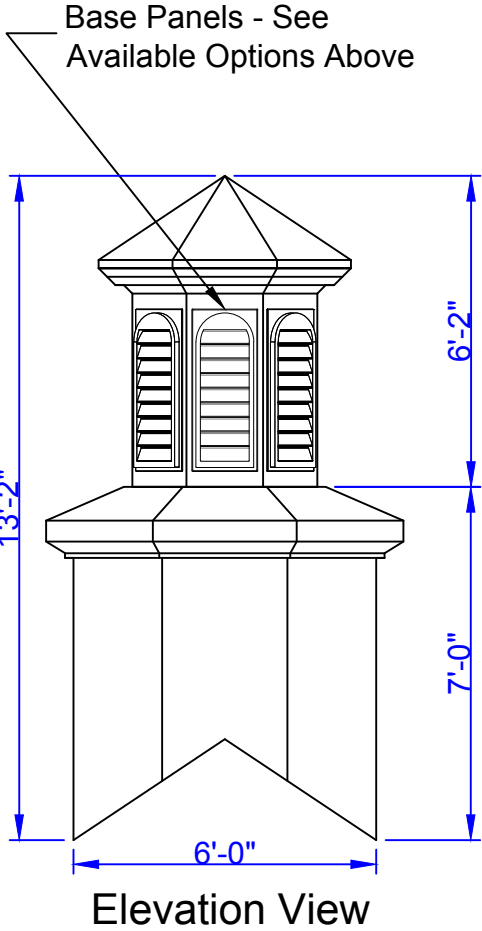
Cupola Data
 Overall Height = 13'-2"
 Base Width = 6'
 Unit Weight = 800 lbs.

Available Standard Panels

| | | | |
|---|---|---|---|
| 601  | 104  | 108  | 501  |
| Decorative | Sq. Louver | Round Top Louver | Scallop |

Optional Cupola Finials

| | |
|---|---|
|  |  |
| 36" Cross 8"Ø Sphere | 36" Aluminum Spire 8"Ø Sphere |
| Weathervane selection at : www.whitehallproducts.com | |



PIEDMONT
 COMPOSITES & TOOLING

33 Lewittes Rd.
 Taylorsville, NC 28681
 Phone: 828-632-8883
 Fax: 828-632-5585
 www.piedmontcomposites.com

Model :

CUPOLA

870LPK

Scale:
 N/A
 Drawn by:
 C.BOTHOS
 Created On
 -
 Updated On
 03/27/19

Note: All drawings are the property of Piedmont Composites & Tooling, LLC. Variation in material thickness, dimension and weight may occur. PCT reserves the right to change or modify design at anytime without notice.