

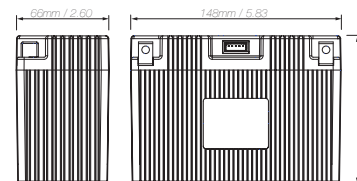
# Shorai LFX Battery Specifications and Dimensions



## Case size #1, 148mm length

Specifications and Dimensions

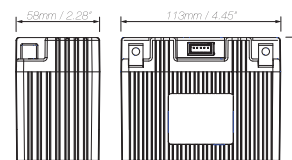
Part #	Voltage Pb Eq	Polarity	A / Hr Pb Eq	CCA (A)	Weight (Kg)	Weight (Lbs)	Max charge Rate (A)
LFX12A1-BS12	12 V	+	12	155	0.6125	1.35	12
LFX14A1-BS12	12 V	+	14	210	0.763	1.68	14
LFX18A1-BS12	12 V	+	18	270	0.997	2.19	18
LFX18L1-BS12	12 V	-	18	270	0.997	2.19	18



## Case size #2, 113mm length

Specifications and Dimensions

Part #	Voltage Pb Eq	Polarity	A / Hr Pb Eq	CCA (A)	Weight (Kg)	Weight (Lbs)	Max charge Rate (A)
LFX07L2-BS12	12 V	-	7	102	0.483	1.06	7
LFX09A2-BS12	12 V	+	9	135	0.575	1.27	9
LFX09L2-BS12	12 V	-	9	135	0.575	1.27	9
LFX14A2-BS12	12 V	+	14	210	0.763	1.68	14
LFX14L2-BS12	12 V	-	14	210	0.763	1.68	14
LFX18A2-BS06	6 V	+	18	270	0.575	1.27	18
LFX18L2-BS06	6 V	-	18	270	0.575	1.27	18

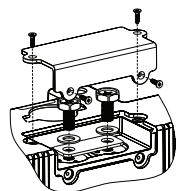
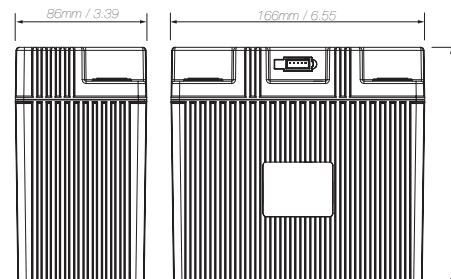


## Case size #3, 166mm length


Specifications and Dimensions

Part #	Voltage Pb Eq	Polarity	W / Hr	A / Hr Pb Eq	CCA (A)	Weight (Kg)	Weight (Lbs)
LFX24A3-BS12	12 V	+	53 + 53	24	360	1.64	3.60
LFX24L3-BS12	12 V	-	53 + 53	24	360	1.64	3.60
LFX27A3-BS12	12 V	+	60 + 60	27	405	1.75	3.85
LFX27L3-BS12	12 V	-	60 + 60	27	405	1.75	3.85
LFX36A3-BS12	12 V	+	80 + 80	36	540	2.19	4.81
LFX36L3-BS12	12 V	-	80 + 80	36	540	2.19	4.81

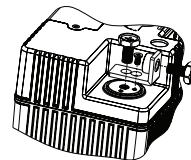
Max charge rate for all Case size #3 batteries is 24A



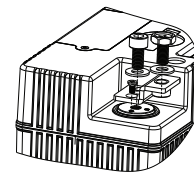
Battery Split Bar to meet shipping regulations. See manual for details



Terminal base, for horizontal cable mount



L-Terminals included for vertical cable attachment; front or side mount.



Z-Terminals included for horizontal cable attachment; front or side mount.

# Shorai LFX Battery

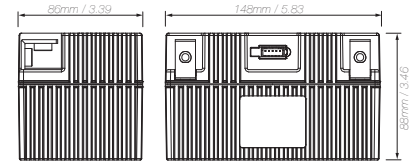
## Specifications and Dimensions



### Case size #4, 148mm length

Specifications and Dimensions

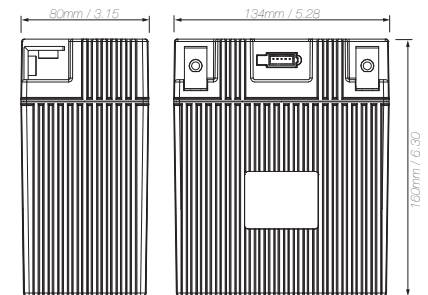
Part #	Voltage Pb Eq	Polarity	W / Hr	A / Hr Pb Eq	CCA (A)	Weight (Kg)	Weight (Lbs)
LFX14A4-BS12	12 V		60	14	210	0.901	1.98



### Case size #5, 134mm length

Specifications and Dimensions

Part #	Voltage Pb Eq	Polarity	W / Hr	A / Hr Pb Eq	CCA (A)	Weight (Kg)	Weight (Lbs)
LFX14A5-BS12	12 V		60	14	210	1.032	2.27
LFX14L5-BS12	12 V		60	14	210	1.032	2.27



### Case size #6, 148mm length

Specifications and Dimensions

Part #	Voltage Pb Eq	Polarity	W / Hr	A / Hr Pb Eq	CCA (A)	Weight (Kg)	Weight (Lbs)
LFX21A6-BS12	12 V		94	21	315	1.38	3.03
LFX21L6-BS12	12 V		94	21	315	1.38	3.03

