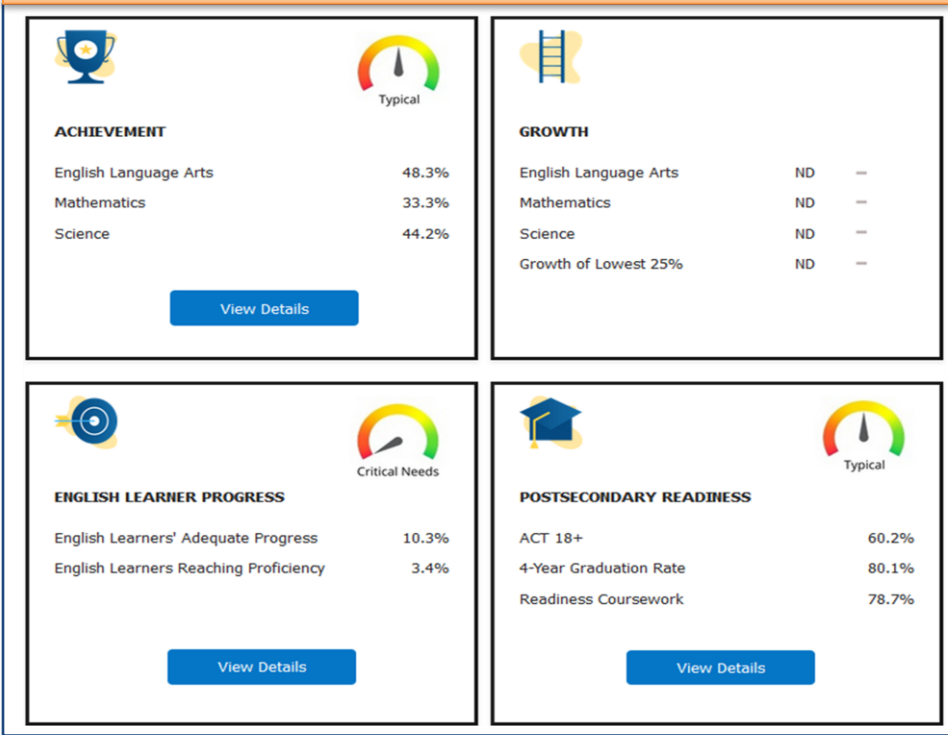
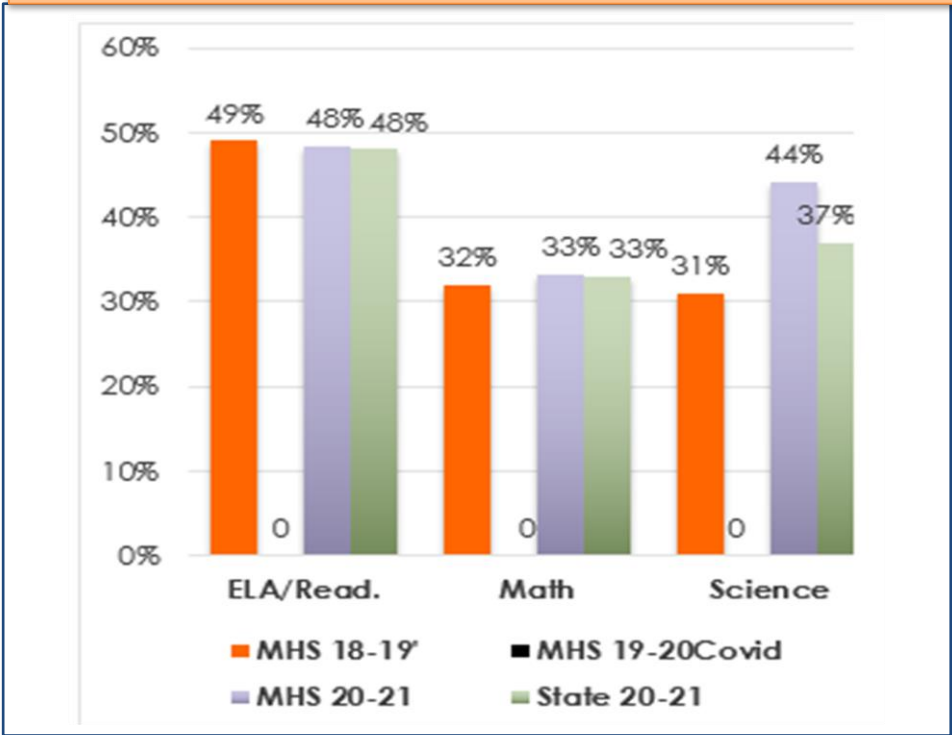


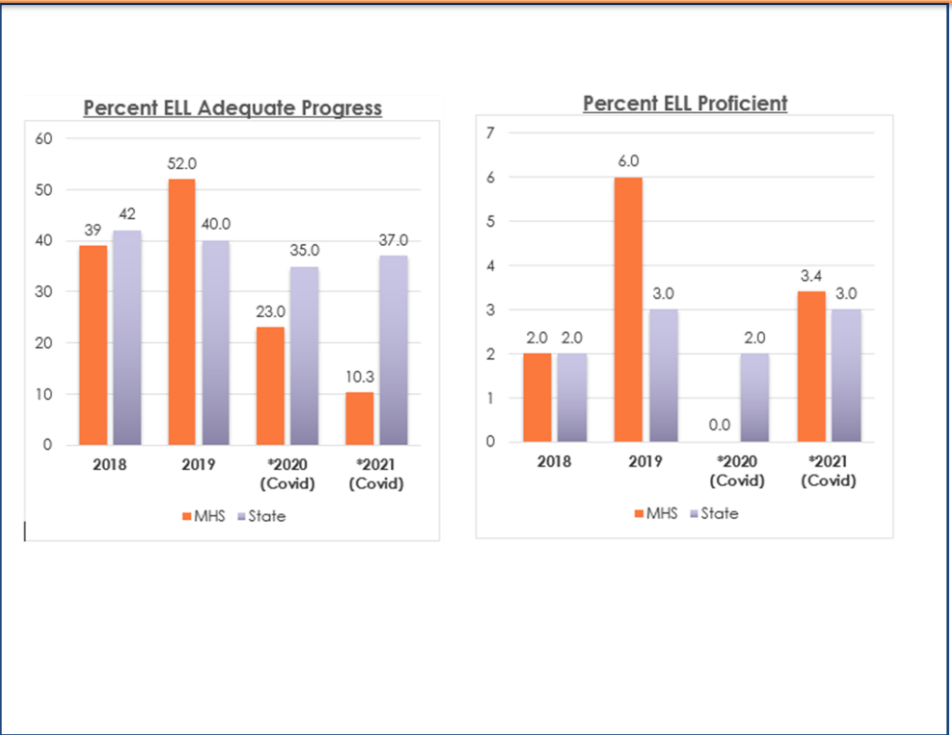
School Report Card 2020-2021



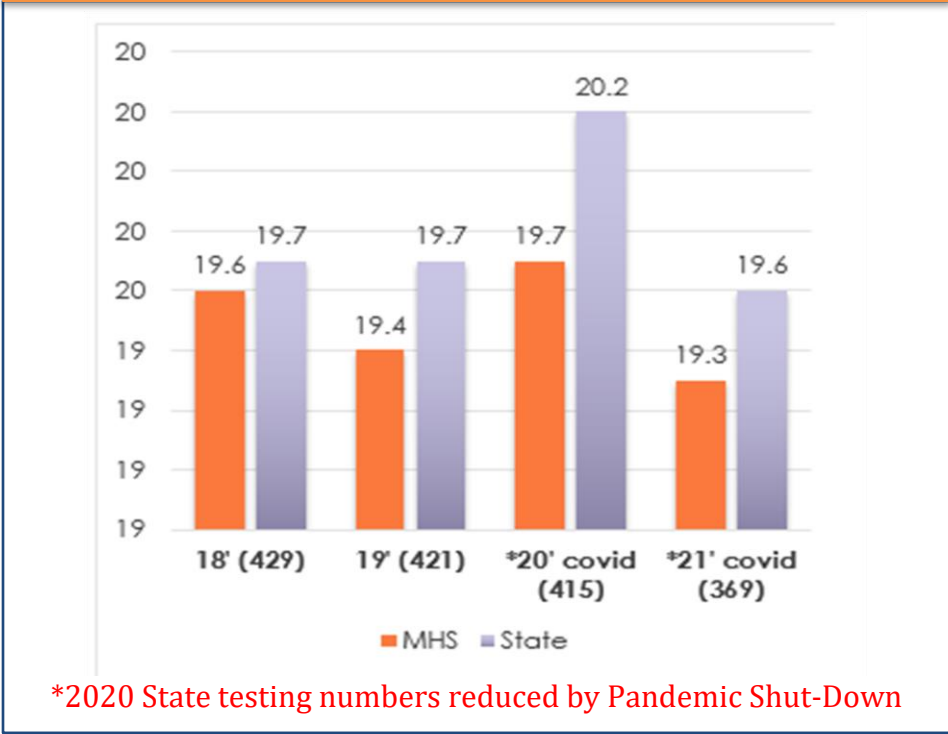
UA+ Percent Proficient by Subject (3 yrs)



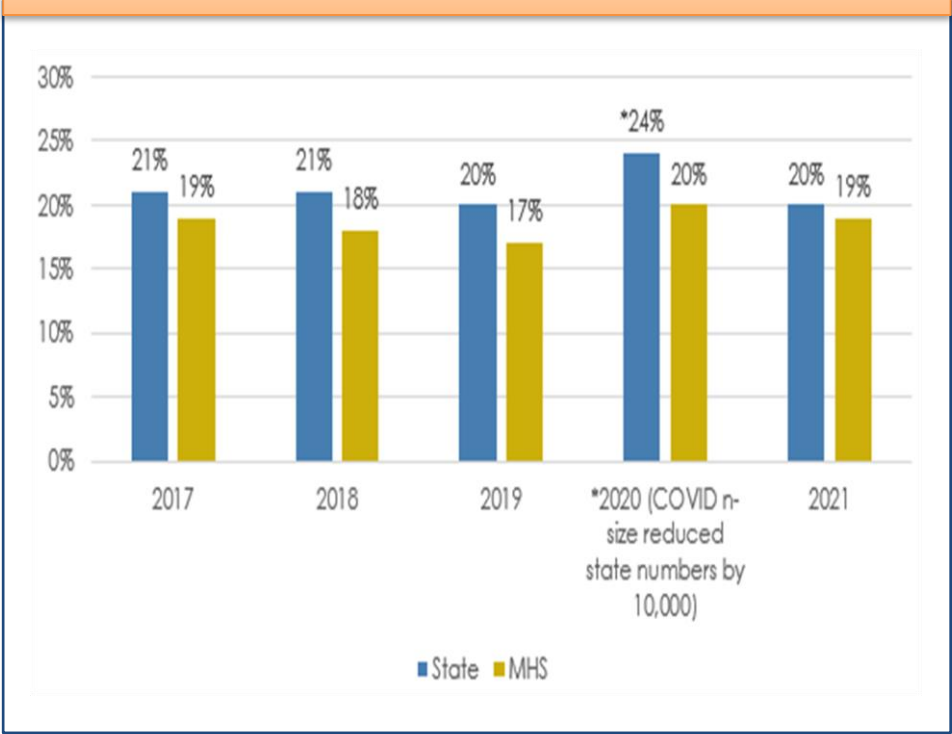
English Learner Progress (WIDA)



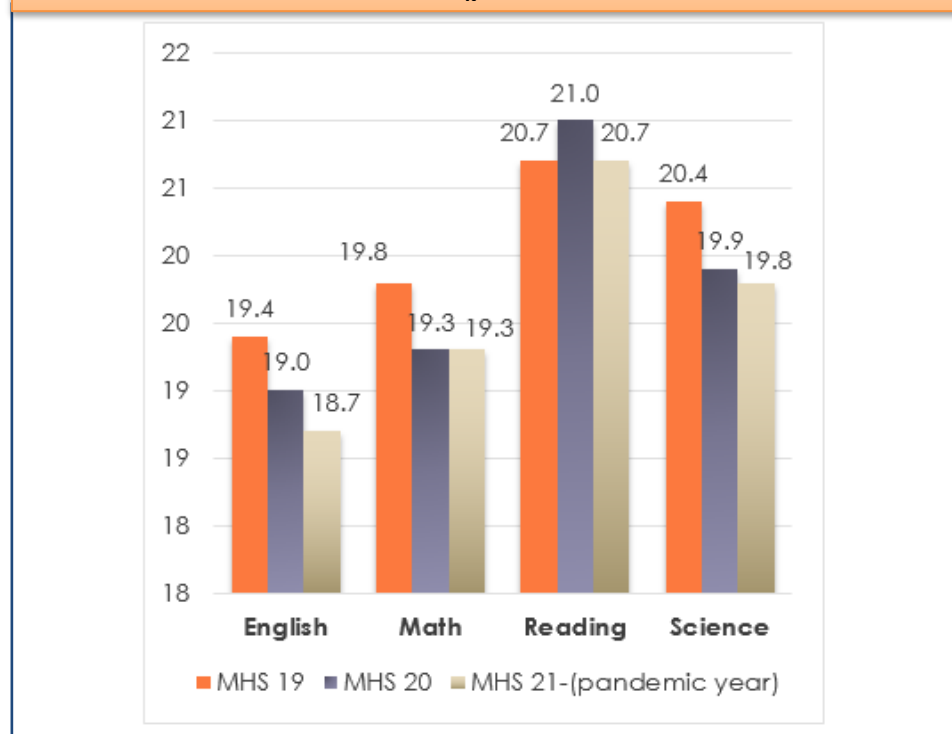
*ACT 11th Grade Composite – 4 years



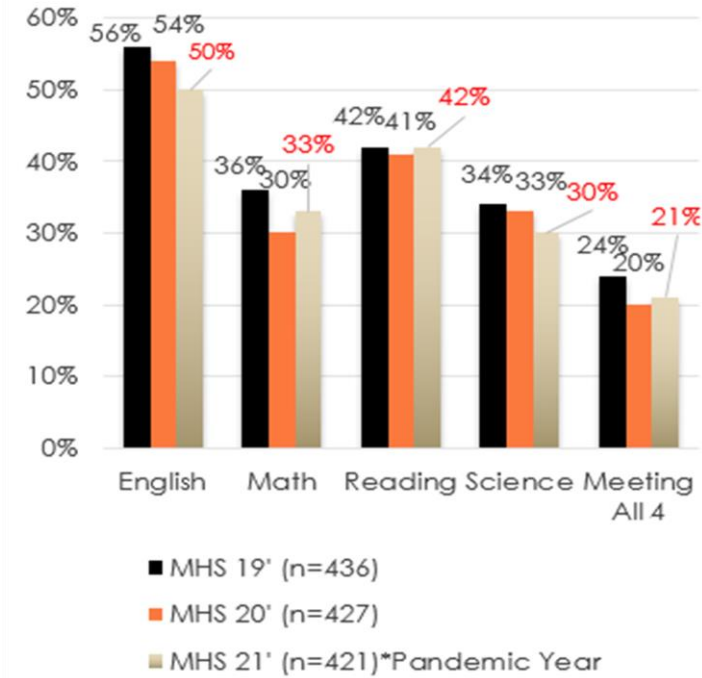
ACT 11th Grade % Meeting All-Four Benchmarks – 5 Years



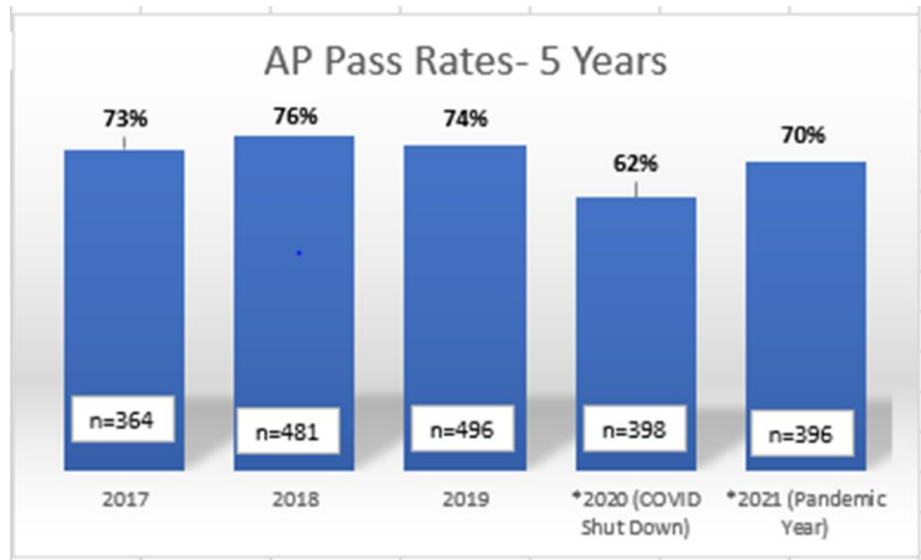
ACT Class Scores By Subject –3 years



ACT Class of 19',20', 21': % Students Meeting Benchmark by Subject – 2 years



*Advanced Placement (AP) Pass Rates – 5 years



*AP Course Pass Rate 2021

AP TEST	2021 (Pandemic Year)		
	Tested	Passed	%Pass
Art History	N/A	N/A	N/A
Biology	6	4	67%
Calculus BC	30	14	47%
Calculus BC: AB Sub Score	30	18	60%
Chemistry	16	8	50%
Comparative Gov. & Politics	4	4	100%
Computer Science A	N/A	N/A	N/A
Computer Science Principles	N/A	N/A	N/A
English Language	22	17	77%
English Literature	24	10	42%
Environmental Science	N/A	N/A	N/A
Human Geography RJH	19	15	79%
Human Geography HJH	52	42	80%
Music Theory	7	6	86%
Music Non-Aural Subscore	7	6	86%
Music Aural Subscore	7	6	86%
Physics C	N/A	N/A	N/A
Physics 1	14	10	72%
Psychology	14	11	79%
Spanish - MHS	11	9	82%
Spanish - Riverview	25	21	84%
Studio Art 2-D Design	5	4	80%
Studio Art Drawing Portfolio	7	6	87%
Studio Art 3-D Design Portfolio	1	1	100%
US Gov. & Politics	9	6	67%
US History	51	32	63%
World History	35	29	83%
TOTAL TESTS MHS	396	279	70%

Similar School Comparison Proficiency Score (MHS = black line)

Murray	48.3%	33.3%	44.2%
	English Language Arts	Mathematics	Science
Weber District - Bonneville High	96.2%	37.0%	15.0%
Davis District - Northridge High	95.9%	45.1%	24.9%
Alpine District - Timpanogos High	95.8%	55.7%	39.7%
Washington District - Dixie High	95.3%	37.4%	26.6%
Washington District - Snow Canyon High	94.7%	47.6%	31.9%
Weber District - Roy High	94.7%	39.9%	15.6%
Washington District - Pine View High	94.6%	49.8%	30.9%
Alpine District - Orem High	94.5%	39.9%	22.1%
Davis District - Clearfield High	94.0%	41.9%	24.6%
Davis District - Woods Cross High	93.9%	47.5%	36.6%
Alpine District - Mountain View High	93.7%	40.5%	16.3%
Box Elder District - Box Elder High	93.5%	49.5%	28.9%
Salt Lake District - Highland High	93.5%	55.2%	32.0%
Nebo District - Springville High	93.3%	54.3%	38.8%
Jordan District - West Jordan High	93.0%	37.3%	13.0%
Tooele District - Tooele High	92.8%	34.7%	22.7%
Nebo District - Spanish Fork High	92.5%	48.0%	32.1%
Park City District - Park City High	91.8%	59.9%	39.4%
Davis District - Bountiful High	91.7%	53.3%	38.4%
Nebo District - Payson High	91.7%	36.0%	15.7%

Similar School Comparison – % Scoring 18 Composite Score on ACT 11

School	%18 or Higher ACT 11
Bountiful	73.3
Park City	73.2
Springville	70.3
Spanish Fork	70.1
Highland (IB)	70
Woods Cross	69.1
Box Elder	67.3
Snow Canyon	63.9
Pine View	61
Dixie	60.6
Murray	60.2
Timpanogos	60.2
Clearfield	58.5
Hillcrest (IB)	57.8
Payson	57.6
Bonneville	56.6
Jordan	56
Northridge	55.7
Orem	55.3
Logan	55.2
Roy	54.2
Copperhills	53.5
East	52.8
Mountain View	50.6
Taylorville	50.3
Tooele	49.5
West Jordan	46.6
Cottonwood	46

Early College Course Taking

Students taking at least one Advanced Placement Course	Students taking at least one International Baccalaureate Course	Students taking at least one Concurrent Enrollment Course
362		534

Percent Enrolled in Early College Coursework (AP, IB, CE)

Each bar represents the percent of the identified student group enrolled in at least one course that could earn college credit while in grades 9-12.

