

Bluebird Café

| Products | Manufacture | Pattern/Color | Remarks | Drawing Reference ID |
|--------------------------------|------------------|--|--|----------------------|
| Paint | | | | |
| | Sherwin Williams | SW-6119 Antique White Semigloss sheen | North/East walls; Office; Locker rooms | P-1 |
| | Sherwin Williams | SW-6120 Believeable Buff Semigloss sheen | South and North walls Dining area | P-2 |
| | Sherwin Williams | SW-6121 Whole Wheat Semigloss sheen | West wall Dining area | P-3 |
| | Sherwin Williams | SW-6356 Copper Mountain Semigloss sheen | Women's Restroom Above field tile | P-4 |
| | Sherwin Williams | SW-6105 Devine White Semigloss sheen | Men's Restroom Above field tile | P-5 |
| | Sherwin Williams | SW-7062 Rock Bottom Flat | Ceiling | P-6 |
| Plastic Laminate Veneer | | | | |
| | Lab Designs | WE111 Natural Apple | Table tops Doors | TB-1 |

1 of 4

| Products | Manufacture | Pattern/Color | Remarks | Drawing Reference ID |
|----------------------------|------------------------|----------------------------|--|----------------------|
| Wallcover | | | | |
| | Marlite | 364 Brushed Alumastainless | Cookline Wall | BA |
| Fabric Vinyl Booths | | | | |
| | Coral Great Pretenders | Value Copper Pot | Northeast Wall | Booth B |
| | Coral Great Pretenders | Valor Rosewood | East wall | Booth A |
| | Coral Great Pretenders | Vieta Chocolate Chip | West Bankette | Bench |
| Quartz Surface | | | | |
| | Caesarstone | 6350 Toffee | Back bar top | QCT |
| Wall Base | | | | |
| | Roppe | P140 Fawn | Dining; North hall Office; Locker room | WB-1 |
| | Roppe | P123 Charcoal | Cook line Kitchen | WB-2 |

2 of 4

| Products | Manufacture | Pattern/Color | Remarks | Drawing Reference ID |
|-------------|----------------|----------------------------------|---|----------------------|
| Tile | | | | |
| | American Olean | 0050 Sand Dollar 4 1/4 x 4 1/4" | Field wall tile Woman's Restroom | WT-1 |
| | American Olean | 0037 Nutmeg | Accent men's restroom | DWT-2 |
| | American Olean | 0012 Gloss Almond 4 1/4 x 4 1/4" | Field tile Men's Restroom | WT-2 |
| | American Olean | S-4269 Bullnose 0012 gloss | Top finish field wall tile Men's Restroom | TF-2 |
| | American Olean | S-3419T Sanitary cove Base 0012 | Base tile men's restroom | BT-2 |
| | American Olean | S-3419T Sanitary cove Base 0050 | Base tile Women's Restroom | BT-1 |
| | Fire Clay Tile | 34 Habanaro Orange 1 x 2 | Accent Women's Restroom | GT-1 |
| | Fire Clay Tile | 12 Blueberry Blue 1 x 2 | Accent Women's Restroom | GT-1 |
| | Fire Clay Tile | 35 Camella Taupe 1 x 2 | Accent Women's Restroom | GT-1 |

3 of 4

| Products | Manufacture | Pattern/Color | Remarks | Drawing Reference ID |
|-------------|----------------|----------------------------|-----------------------------|----------------------|
| Tile | | | | |
| | Fire Clay Tile | Hemp Subway | West wall back bar | SWYT-1 |
| | Fire Clay Tile | Skyline Subway | West wall back bar | SWYT-1 |
| | Fire Clay Tile | White wash Subway | West wall back bar | SWYT-1 |
| | Fire Clay Tile | Royal Blue Subway Bullnose | West wall back bar Top trim | SWYT-1 |

4 of 4

Architect:

Thomas McInerney ARCHITECT
 1208 Marcy Street
 Iowa City, Iowa 52240-3331
 www.thomasarchitect.com
 319-331-0365
 thomas@thomasarchitect.com

ITEMS SHOWN ARE DIAGRAMMATIC AND ARE SHOWN FOR THE LIMITED PURPOSE OF INDICATING PROPOSED LOCATIONS OF THE DESIGN. CONTRACTORS SHALL PROVIDE WORK IN ACCORDANCE WITH ALL APPLICABLE CODES AND REGULATIONS REQUIRED BY THE AUTHORITY HAVING JURISDICTION. CONTRACTOR SHALL COORDINATE THE INSTALLATION OF NEW SYSTEMS WITH EXISTING SYSTEMS.

Thomas Mc Inerney Architect reserves the right to determine a fair and equitable solution to any problems, mistakes, oversights or hidden damage. Please do not hesitate to phone our office at 319-331-0365, especially immediately upon discovery a conflict with the Scope of Work.

Please do not instinctively produce a solution or proceed with work that would result in a change order requiring reimbursement by the owner.

Any solutions outside this policy shall be with prior approval and will be at the franchisee's or contractor's expense.

Project:

Blue Bird Cafe
West Cherry Street & HWY 965
North Liberty, Iowa

Project number: 11.27

Note: © COPYRIGHT UNAUTHORIZED COPYING, DISCLOSURE OR CONSTRUCTION WITHOUT WRITTEN PERMISSION BY THOMAS MCINERNEY, ARCHITECT, IS PROHIBITED.

Issue date:

Date Description

| | |
|------------|---------------|
| 2011.10.31 | PERMIT REVIEW |
| 2011.11.11 | Owner Review |
| 2011.12.01 | REVISIONS |
| 2011.12.13 | dimensions |

Sheet Title:

REFLECTED CEILING PLAN

Sheet Number:

A-501

ROOM FINISH SCHEDULE

| NO. | ROOM NAME | FLR | Base | WALL FINISH AND TYPE | | | | CEILING | | NOTES |
|-----|------------------------------|-----------|------|----------------------|------------|------------|------------|-------------|--------|--------------------|
| | | | | NORTH | SOUTH | EAST | WEST | MATL | Height | |
| 100 | EGRESS PATH | CONC #2 | WB-1 | P-1 | P-2 | P-1 | P-3 | EXIST, P-6 | 16'-0" | -- |
| 101 | VESTIBULE | ENTRY MAT | WB-1 | P-1 | P-2 | P-1 | P-3 | EXIST, PT-6 | 16'-0" | -- |
| 103 | BACK BAR | CONC #2 | WB-1 | P-1 | P-2 | P-1 | P-3 | EXIST, P-6 | 16'-0" | -- |
| 104 | 300TH SEATING | CONC #2 | WB-1 | -- | -- | P-1 | -- | EXIST, P-6 | 16'-0" | -- |
| 105 | ADJUSTABLE TABLES AND CHAIRS | CONC #2 | WB-1 | P-1 | P-2 | -- | P-3 | EXIST, P-6 | 16'-0" | -- |
| 106 | DINING COUNTER | CONC #2 | WB-1 | P-1 | P-2 | P-1 | P-3 | EXIST, P-6 | 16'-0" | -- |
| 107 | DINING COUNTER | CONC #1 | WB-1 | P-1 | P-2 | P-1 | P-3 | EXIST, P-6 | 16'-0" | -- |
| 108 | WEST ADJUSTABLE SEATING | CONC #2 | WB-1 | P-1 | P-2 | P-1 | P-3 | EXIST, P-6 | 16'-0" | -- |
| 109 | 300TH SEATING | CONC #2 | WB-1 | P-1 | P-2 | P-1 | P-3 | EXIST, P-6 | 16'-0" | -- |
| 110 | BACK HALLWAY | CONC #2 | WB-1 | P-1 | P-2 | P-1 | P-3 | EXIST, P-6 | 16'-0" | -- |
| 112 | WAIT STATION | CONC #2 | WB-1 | P-1 | P-2 | P-1 | -- | EXIST, P-6 | 16'-0" | -- |
| 131 | KITCHEN | CONC #2 | WB-2 | FRP/SS/TL | SS/TL | SS/TL | FRP | ACT #1 | 9'-0" | -- |
| 135 | BACK KITCHEN | CONC #2 | WB-2 | FRP | FRP | FRP | FRP | ACT #1 | 9'-0" | -- |
| 136 | CENTER KITCHEN | CONC #2 | WB-2 | FRP | FRP | FRP | FRP | ACT #1 | 9'-0" | -- |
| 136 | PREP AREA | CONC #2 | WB-2 | FRP | FRP | FRP | FRP | ACT #1 | 9'-0" | -- |
| 137 | COOLER | CONC #2 | -- | -- | -- | -- | -- | -- | 9'-0" | -- |
| 138 | EMPLOYEE | CONC #2 | WB-2 | P-1 | P-1 | P-1 | P-1 | ACT #1 | 8'-0" | -- |
| 139 | OFFICE | CONC #2 | WB-2 | P-1 | P-1 | P-1 | P-1 | GYP, P-7 | 8'-0" | -- |
| 150 | EMPLOYEE ENTRY | CONC #2 | WB-2 | P-1 | P-1 | P-1 | P-1 | GYP, P-7 | 8'-0" | -- |
| 160 | MENS RR | CONC #2 | TILE | P-5 / TILE | P-5 / TILE | P-5 / TILE | P-5 / TILE | GYP, P-7 | 7'-6" | See detail W/a-501 |
| 161 | WOMEN | CONC #2 | TILE | P-4 / TILE | P-4 / TILE | P-4 / TILE | P-4 / TILE | GYP, P-7 | 7'-6" | See detail W/a-501 |
| 190 | OUTSIDE DINING | CONC #1 | -- | P-6 | P-6 | P-6 | -- | OPEN SKY | 0" | Paint railing |

Paint Schedule
 Acceptable Paint Manufacturer:
 Sherwin Williams

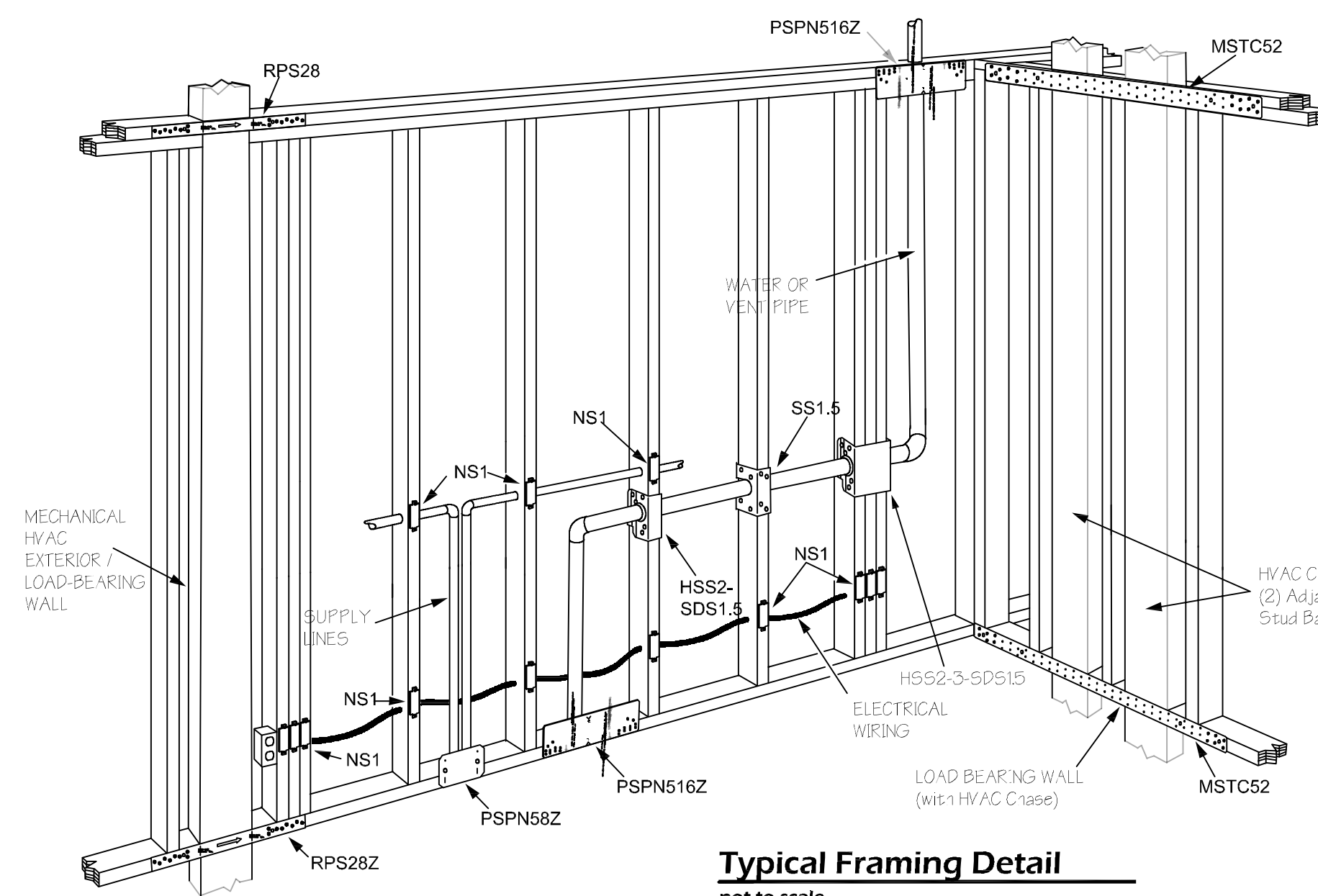
FIELD PAINT:
 Drywall, Electrical Panels
 1 ct. Premium Wall & Wood Primer
 2 cts. Duration Home Interior

CEILING PAINT:
 1 ct. Premium Wall & Wood Primer
 2 cts. Duration Home Interior

Accent paint:
 Drywall
 1 ct. Premium Wall & Wood Primer
 2 cts. Duration Home Interior

WOOD TRIM, Radiators, AND HOLLOW METAL FRAMES:
 1 ct. Premium Wall & Wood Primer
 2 cts. ProClassic Interior Waterbased Acrylic-Alkyd Semi-GlossColor

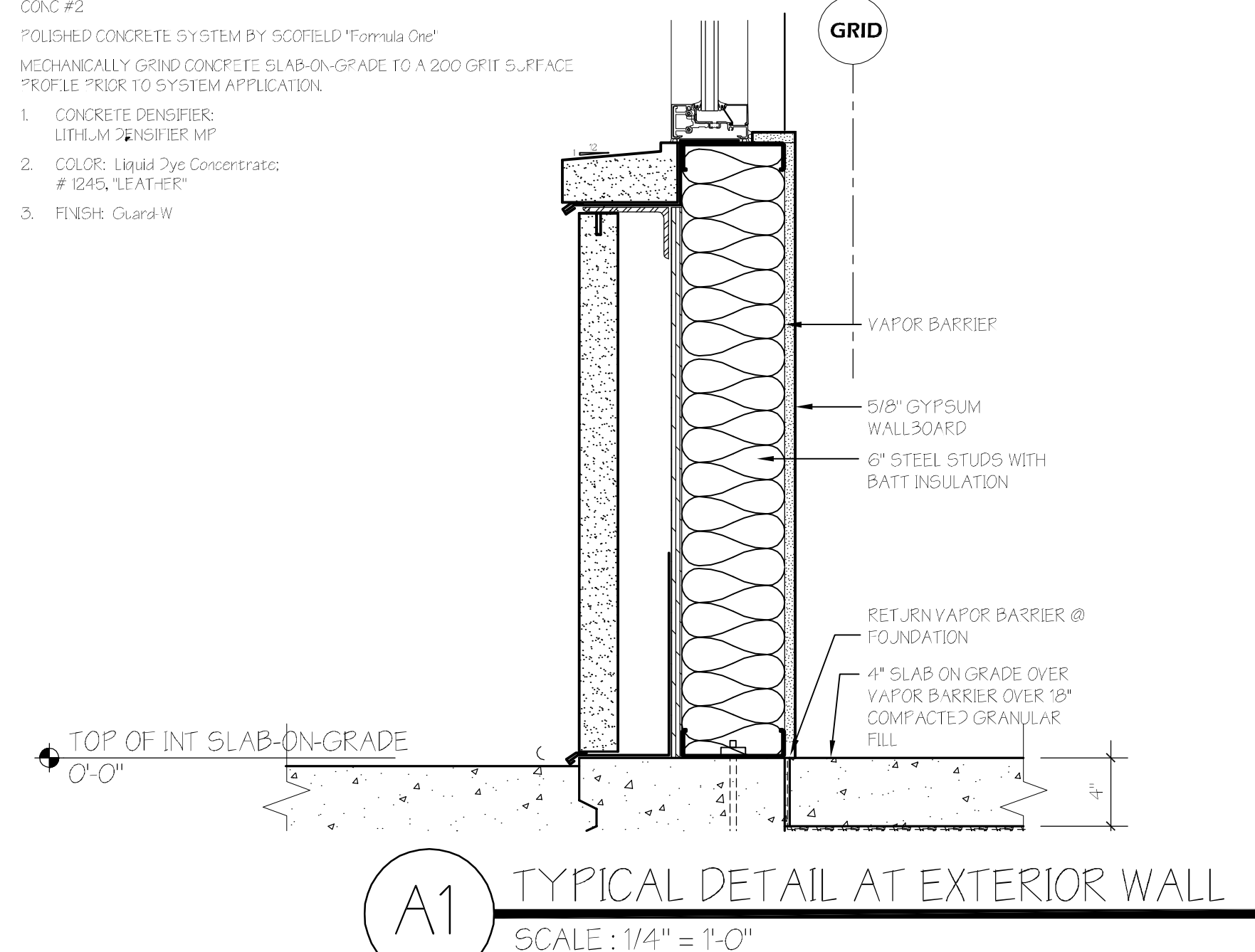
ACT #1 - KITCHEN ACOUSTICAL CEILING AND GRID:
 Sheetrock Lay-In Ceiling Panel, Vinyl with ClimatePlus Performance/ Dom XLA Suspension System



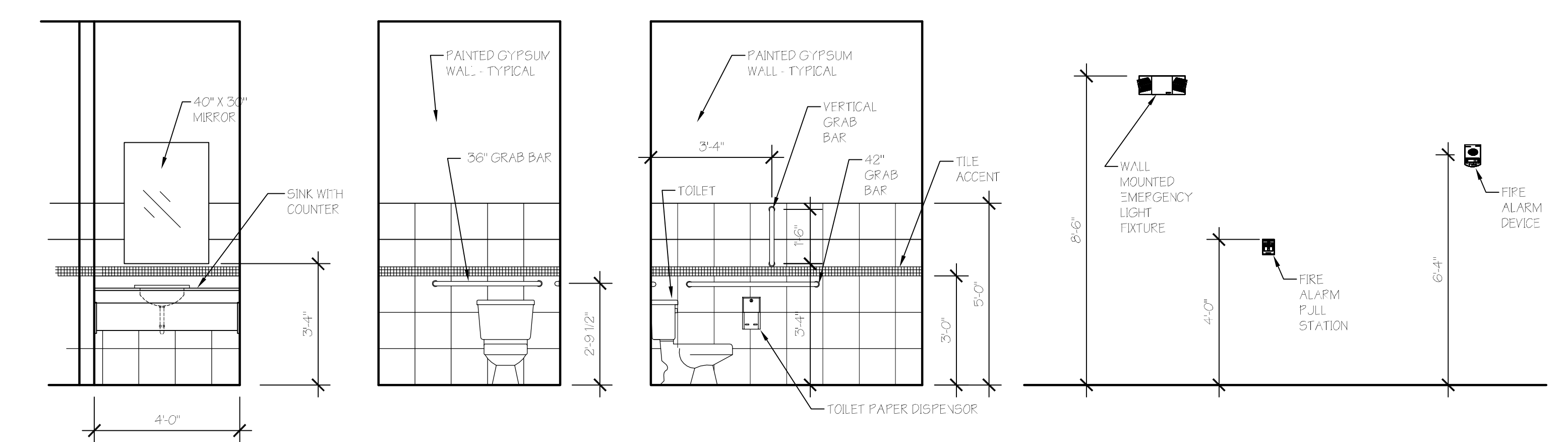
Typical Framing Detail
 not to scale

GENERAL NOTES:

- PROVIDE SMOOTH, HARD, NONABSORBENT WALL FINISH THROUGHOUT KITCHEN AREA WALL SURFACES.
- TYPICAL IN EACH RESTROOM:
 2.1. PROVIDE AND VERIFY INSTALLATION OF A SMOOTH, HARD, NONABSORBENT WALL FINISH WITHIN 2'-0" OF FRONT AND SIDES OF TOILETS AND URINALS TO A HEIGHT OF 4'-0".
- PROVIDE IN EACH ADA COMPLIANT STALL (ONE MINIMUM PER RESTROOM):
 3.1. 1 1/2" X 3/8" GRAB BAR LOCATED 6" FROM CORNER.
 3.2. 1 1/2" X 42" GRAB BAR LOCATED 12" FROM CORNER.
- LOCATE URINAL AT 17" ABOVE FINISHED FLOOR.
- PROVIDE UNDER COUNTER KNEE CLEARANCE - 8" DEEP X 27" HIGH X 30" WIDE AND TOE CLEARANCE 19" DEEP X 9" HIGH COVER EXPOSED PIPES.
- MOUNT MIRROR 40" (MAX) ABOVE FINISH FLOOR.
- RESTROOM COUNTER TOP 34" (MAX) ABOVE FINISH FLOOR.
- INSTALL ROOM CAPACITY SIGNS, CONFIRM CAPACITY AND SIGNAGE REQUIREMENTS WITH ARCHITECT.
- PROVIDE VENTILATION HOOD AND DUCT SYSTEM WITH FIRE EXTINGUISHING SYSTEM IN ACCORDANCE WITH THE UNIFORM MECHANICAL CODE.
- PROVIDE PORTABLE FIRE EXTINGUISHER (TYPE K FOR KITCHEN AREA, MULTI-CHEMICAL FOR DINING AREA).
- PROVIDE ILLUMINATED EXIT SIGN WITH BATTERY BACK-UP IN CASE OF POWER FAILURE.



A1 TYPICAL DETAIL AT EXTERIOR WALL
 SCALE: 1/4" = 1'-0"



B1 RESTROOM ELEVATIONS
 SCALE: 3/8" = 1'-0"

B2 MOUNTING HEIGHTS
 SCALE: 3/8" = 1'-0"