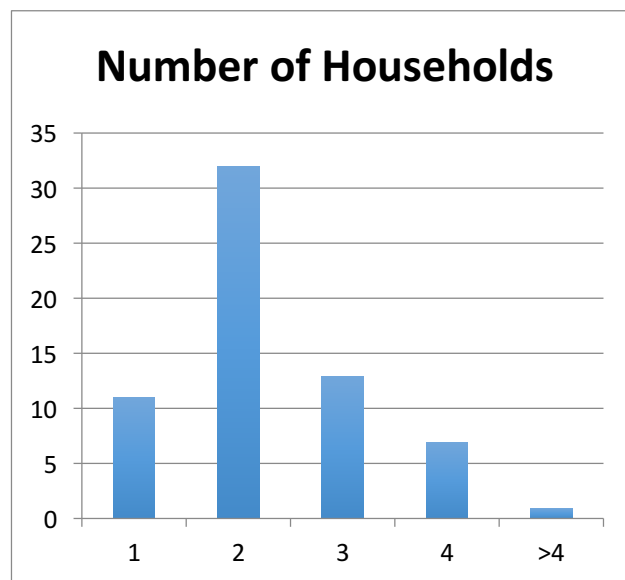


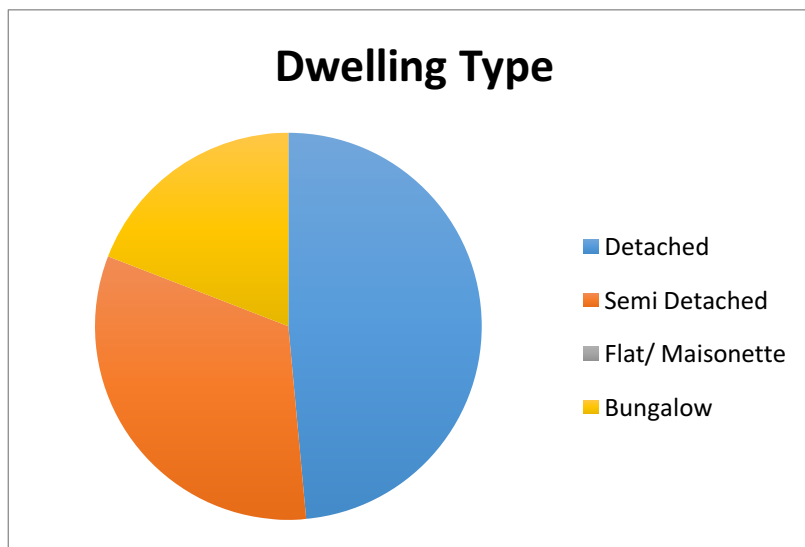
The following data were derived from a survey delivered to all villagers in 2015.
 Of 218 households in the Parish of Weston-on-the-Green, returns were received from 68 households
 Of the households that responded, not all answered every question

Household Size	Number of Households
1	11
2	32
3	13
4	7
>4	1

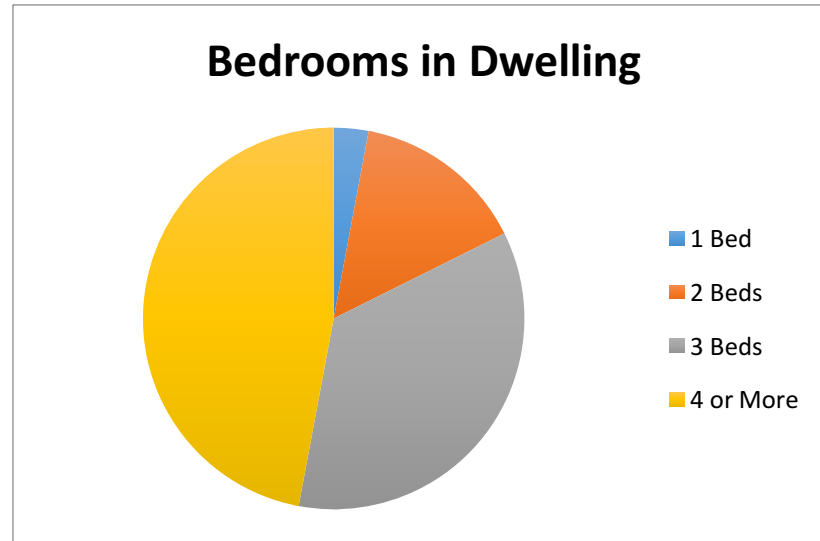


50% of households have 2 occupants

Dwelling Type	Number of Households
Detached	33
Semi Detached	22
Flat/ Maisonette	0
Bungalow	13

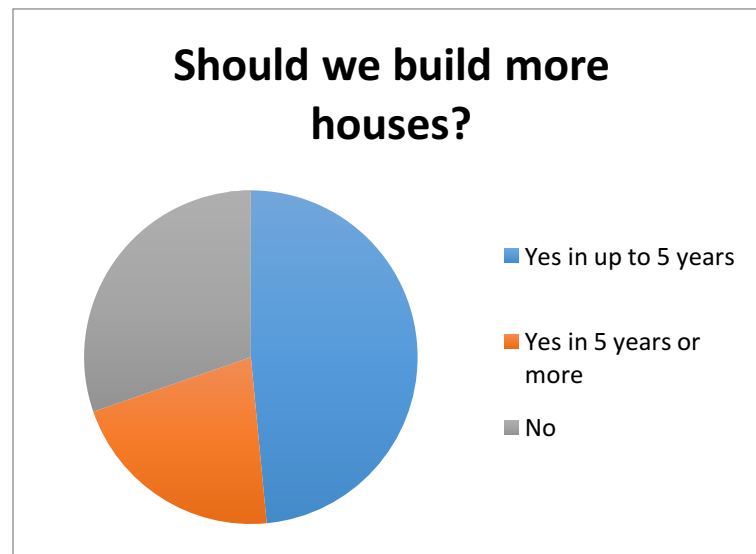


	Bedrooms in Dwelling
1 Bed	2
2 Beds	10
3 Beds	24
4 or More	32



*majority of housing in the village has 3 bedrooms or more

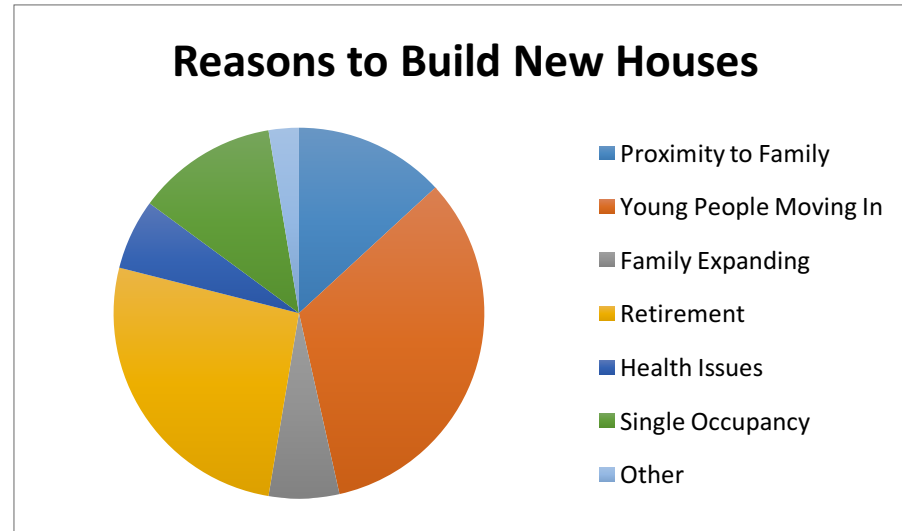
	Should we build more houses?
Yes in up to 5 years	32
Yes in 5 years or more	14
No	20



*70% (46 of 66) think more housing should be built in the village

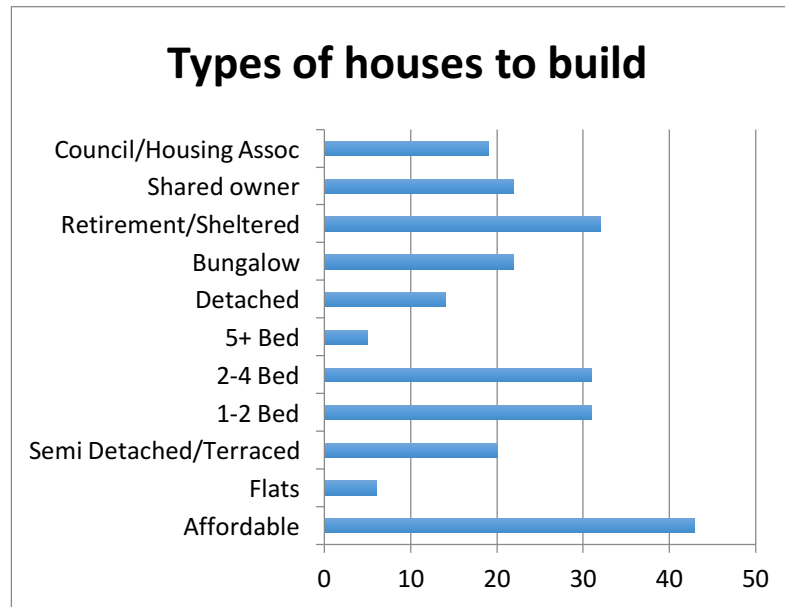
Reasons to Build New Houses

Proximity to Family	15
Young People Moving In	38
Family Expanding	7
Retirement	30
Health Issues	7
Single Occupancy	14
Other	3

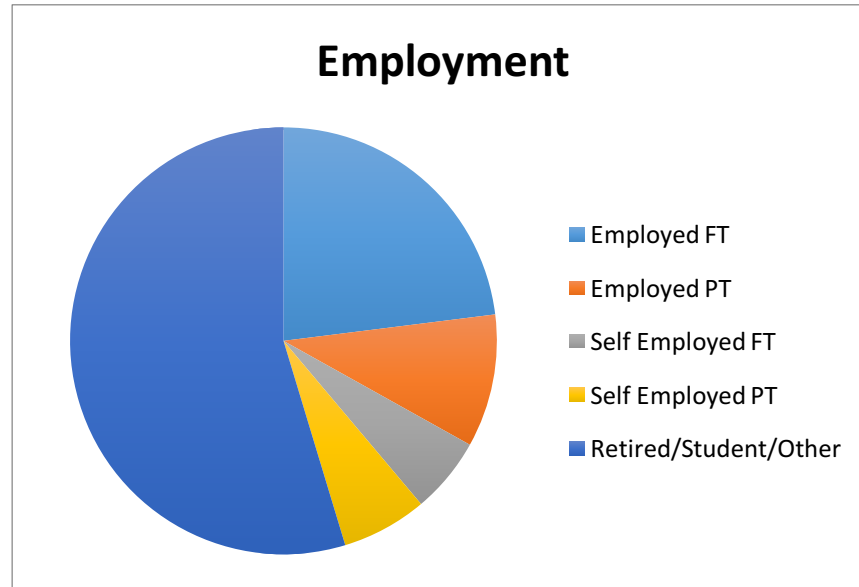


Types of houses to build

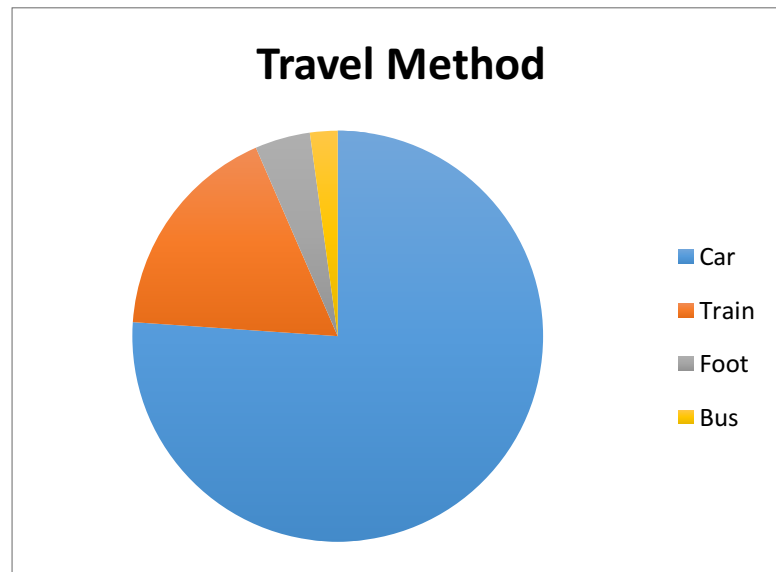
Affordable	43
Flats	6
Semi Detached/Terraced	20
1-2 Bed	31
2-4 Bed	31
5+ Bed	5
Detached	14
Bungalow	22
Retirement/Sheltered	32
Shared owner	22
Council/Housing Assoc	19



Employment	
Employed FT	32
Employed PT	14
Self Employed FT	8
Self Employed PT	9
Retired/Student/Other	76

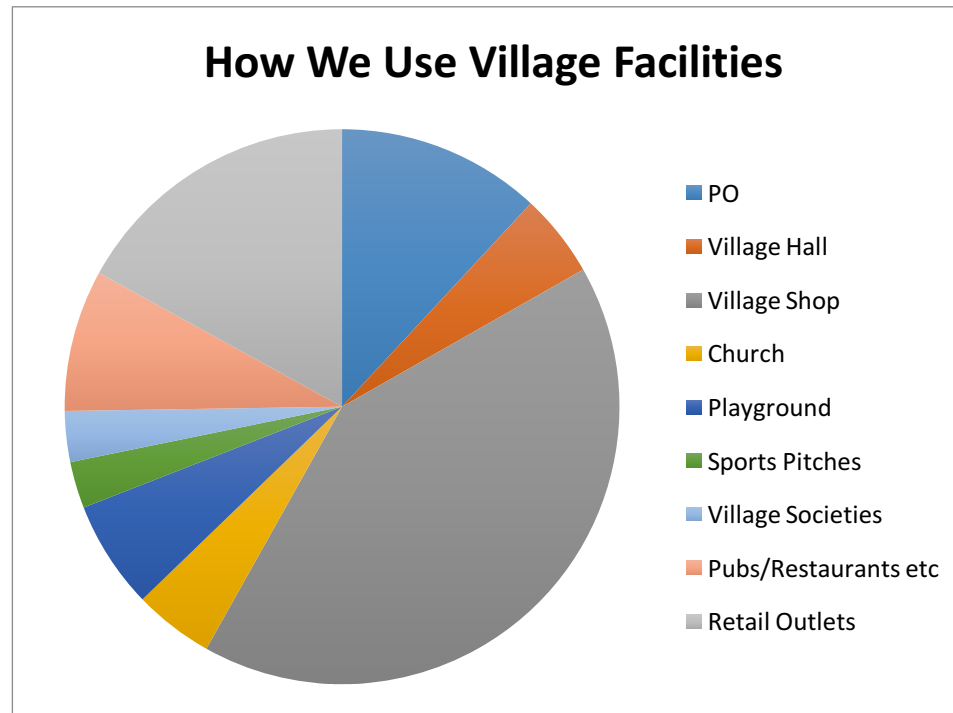


Travel Method	
Car	35
Train	8
Foot	2
Bus	1
Method of travel to place of employment	



How We Use Village Facilities

PO	1876
Village Hall	766
Village Shop	6514
Church	732
Playground	992
Sports Pitches	428
Village Societies	466
Pubs/Restaurants etc	1300
Retail Outlets	2676
Collective number of users per facility per year	



*overwhelming support to retain the village shop;

*strong support for the retail outlets and the postoffice

Other

Facts:

Someone has moved in this year

Someone has lived in the village for 69 years

Median Residency is 18 years

96% are owner

occupiers