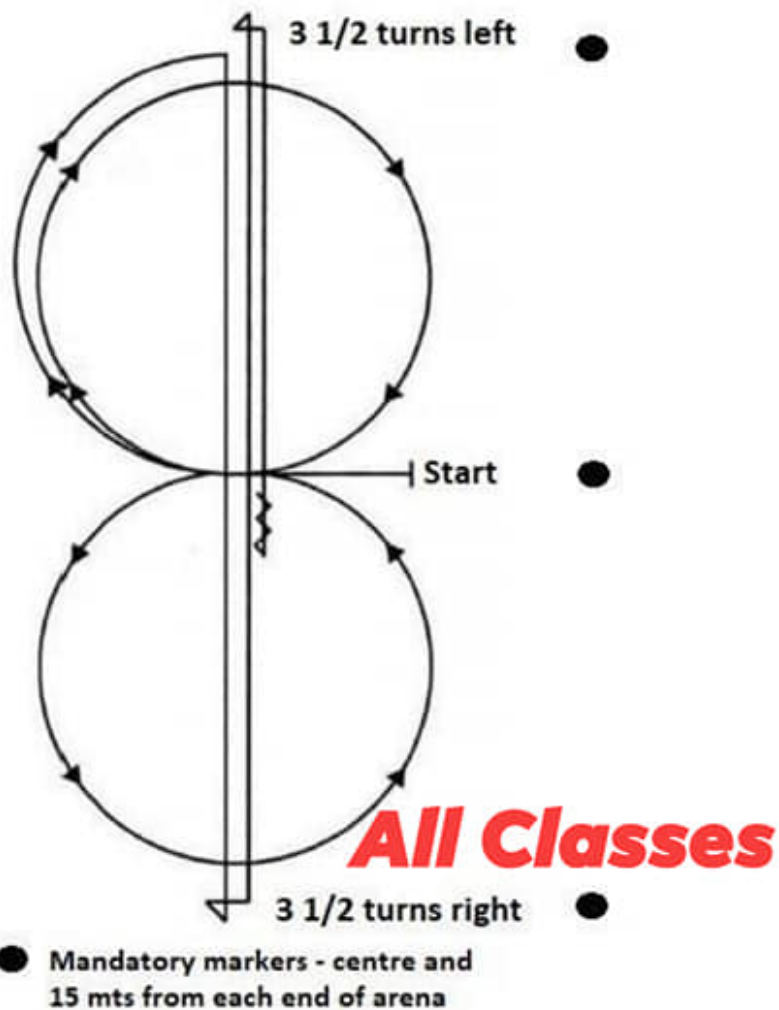


VERSATILITY RANCH REINING Pattern 6



Ride pattern as follows: Trot to centre of arena and stop or walk before departure. Start pattern facing toward Judge

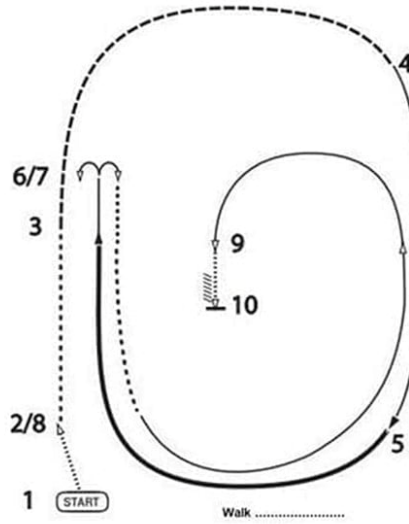
1. Beginning on right lead, lope one (1) circle to the right. Change leads at centre of arena
2. Complete one (1) circle to the left. Change leads at centre of arena
3. Begin a circle to the right but do not close this circle. Run down centre of arena past end marker and do a sliding stop
4. Complete 3½ spins to the right
5. Run up to the other end of arena, past end marker and do a sliding stop
6. Complete 3½ spins to the left
7. Run past centre marker and do a sliding stop. Back at least 3 m. Hesitate to show completion of pattern

RANCH VERSATILITY PLEASURE Pattern 3

SEP 6TH 2020

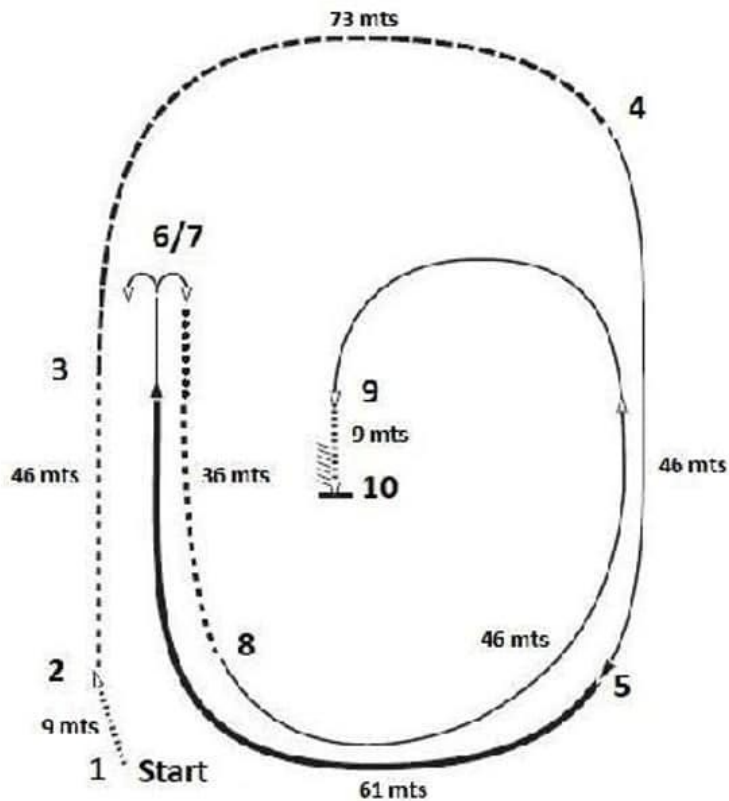
ALL WALK TROTS

IGNORE LINES AND
READ FROM
DESCRIPTION BELOW



1. WALK TO 2
2. TROT 2 TO 3
3. EXTENT TROT FROM 3 TO 4
4. TROT 4 TO 5
5. EXTEND TROT 5 TO 6 COLLECT TROT BEFORE STOPPING
6. STOP AT 6 AND REVERSE EITHER DIRECTION
7. TROT FROM 7 TO 8
8. TROT FROM 8 UNTIL EVEN WITH 9, TURN TOWARDS MIDDLE OF ARENA AND CONTINUE ONTO 9
9. WALK FROM 9 TO 10
10. STOP AT 10 AND BACKUP ONE (1) HORSE LENGTH

VERSATILITY RANCH PLEASURE Pattern 3




- | | | |
|-------|-----------|---|
| | Walk | The above measurements
are suggested and
markers are optional |
| | Ext. Walk | |
| ---- | Trot | |
| ---- | Ext. Trot | |
| — | Lope | |
| — | Ext. Lope | |
| | Back | |

1. Walk from 1 to 2
2. Trot from 2 to 3
3. Extend trot from 3 to 4
4. Lope on right lead 4 to 5
5. Extend lope from 5 to 6 (collect lope before stopping)
6. Stop at 6 and reverse either direction
7. Trot from 7 to 8
8. Lope on left lead from 8 until even with 9, turn towards middle of arena and continue on left lead to 9
9. Walk from 9 to 10
10. Stop at 10 and back approximately one (1) horse length

RANCH VERSATILITY AUG 1ST 2021 RANCH TRAIL CLASSES

Water obstacle DO NOT USE DO NOT ENTER




3. Walk over logs and trot around The outside of water obstacle to 4

4 Lope circle to barrel then negotiate the Drag around cow.

All youth Just Lope around cow No drag



5 walk down using any gully to tree go thru tree And walk over logs



6. Negotiate Water stream

7. Walk maze

8. Walk Bridge

9. Walk up stairs

Finish



RANCH VERSATILITY AUG 1ST 2021

1. walk into chute and back out and then sidepass to mailbox Check in box for mail JOG to pen

Start

JOG to pen

2. Negotiate the gate walk in turn and exit closing gate walk to logs



Note:
Negotiate means you Can use your choice Of gate

ALL CLASSES - WALK TROT - TROT INSTEAD OF LOPE BEGINNERS CAN DRAG OR CIRCLE THE COW

