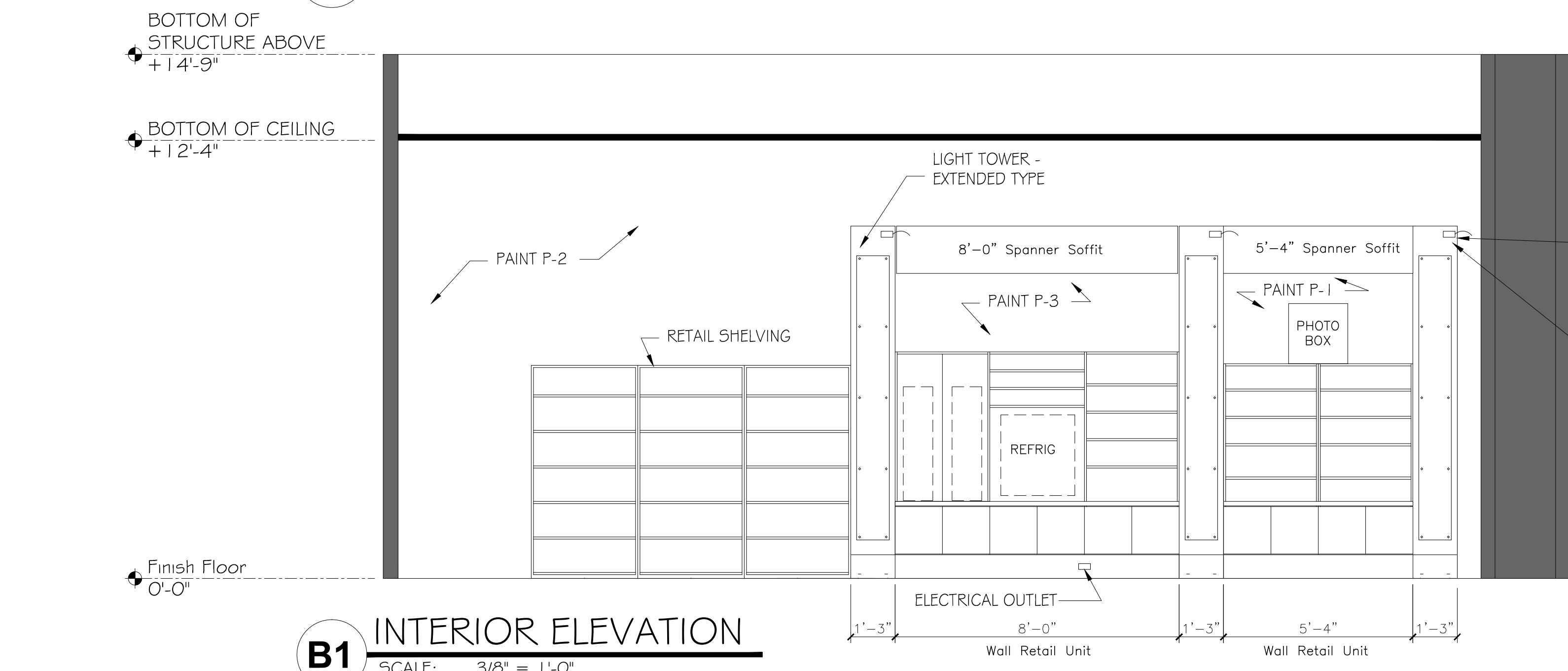
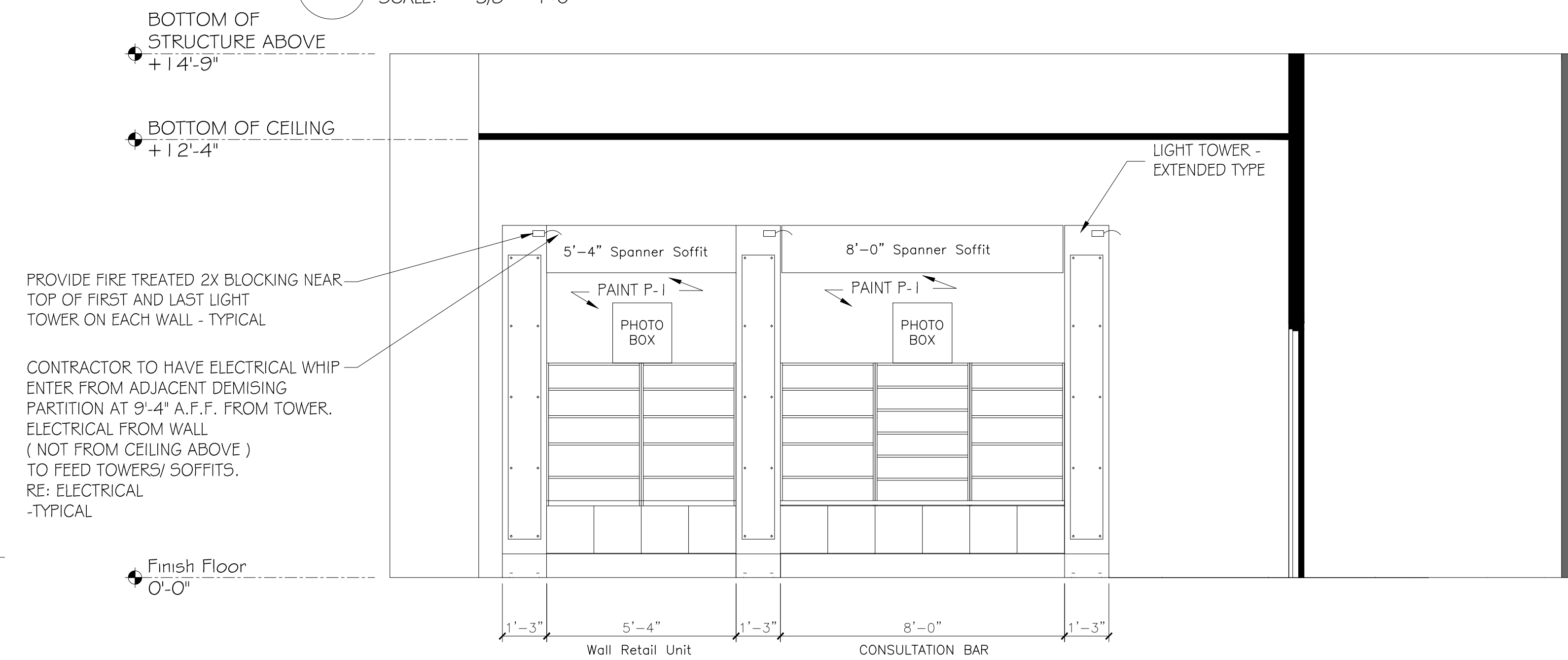


**C1** INTERIOR ELEVATION  
SCALE: 3/8" = 1'-0" Wall Retail Unit



**B1** INTERIOR ELEVATION  
SCALE: 3/8" = 1'-0"



**A1** INTERIOR ELEVATION  
SCALE: 3/8" = 1'-0"

**ELEVATION NOTES**

- GC TO INSTALL ALL ADJUSTABLE SHELVES FOR ALL RETAIL UNITS. (RETAIL 101 AN 102)
- GC TO INSTALL GONDOLAS. (CN-005A AND CN-005B) GONDOLAS ARE NOT SHOWN ON THE ELEVATIONS. REFER TO SHEET A-101.
- GC TO ASSEMBLE AND INSTALL PHOTO BOXES. EACH STORE WILL HAVE 15 SMALL PHOTO BOXES AND 1 LARGE PHOTO BOX.
- GC IS RESPONSIBLE FOR ADJUSTING ALL OF THE DOORS ON THE RETAIL UNITS AND CASH WRAP/BACK WRAP.
- GC IS RESPONSIBLE FOR INSTALLING THE 3RD SCREW INTO EACH GRADE 1 HINGE ON ALL DOORS THROUGHOUT THE RETAIL SPACE.
- STOCK ROOM DISHWASHER TO BE PROVIDED BY ACCESS TURNKEY AND INSTALLED BY GC.
- STOCK ROOM SINK, FAUCET AND STRAINERS TO BE PROVIDED BY SYMPATECO AND INSTALLED BY GC.
- CONSULTATION BAR REFRIGERATOR TO BE PROVIDED BY ACCESS TURNKEY AND INSTALLED BY GC.

**FINISH NOTES:**

- ALL FINISHES AS PER SPECIFICATIONS NOTED.
- ALL WALLS TO BE PAINTED (1) COAT PRIMER, (2) COATS PAINT.
- NOTIFY TENANT PRIOR TO DISPOSING OF SALVAGEABLE SCRAPS OF FINISH MATERIALS.
- NO ALTERATIONS TO FINISHES WITHOUT WRITTEN APPROVAL FROM COMPLETE NUTRITION CORPORATE.
- PROVIDE APPROPRIATE METAL SCHLUTER BRUSHED NICKEL FINISH, SEAM TRANSITION FOR FLOORING.
- P3 BEHIND TASTING BAR AREA - PAINT AFTER MILLWORK INSTALLATION. (SEE ELEVATIONS)
- CEILING DETAIL ABOVE CASHWRAP P-1.
- DOOR AND TRIM - PAINT COLOR P-2.
- GROUT COLOR FOR TILES 1 AND 2 TO BE: CBF WINTER GREY #335 (1/4" GROUT LINES)
- STOCK ROOM DOOR TO BE HOLLOW CORE METAL DOOR WITH LOCK.
- RESTROOM CEILING PER CODE. ALL NEW CONSTRUCTION RESTROOM CEILINGS TO BE GYPSUM BOARD WITH LEVEL 3 FINISH IN 5/8" DRYWALL.
- CEILING TO BE PAINTED IN P-1.
- DRYWALL SOFFIT IN RETAIL AREA TO BE A SATIN PAINT FINISH.
- TILE TO BE LEVEL WITHIN 1/16".
- ACCESS COMMERCIAL TO PROVIDE ALL TILE. GENERAL CONTRACTOR TO PROVIDE THIN SET.
- GC IS RESPONSIBLE FOR ALL FLOORING IN RETAIL AREAS 101 AND 102 TO BE LEVEL WITHIN AN 1/8" IN A 10'-0" SPAN MUST BE LEVEL FOR FLOOR TILE.

**ROOM FINISH SCHEDULE**

Number	Room name	Base Mat'l	Floor Color	Floor Mat'l	Ceiling Mat'l	CEILING HEIGHT
101	RETAIL	NOTE 1	T1	TILE	ACT-1	10'-2"
102	SPORTS RETAIL	NOTE 2	T2	TILE	ACT-1	10'-2"
103	BACK ROOM	VB-1	VCT-1	VCT	ACT-2	8'-0"
104	RESTROOM	FRP	VCT-1	VCT	ACT-2	8'-6"

**NOTE:**

- TILE T1 WHERE WALL IS EXPOSED.
  - TILE T2 WHERE WALL IS EXPOSED.
- ACT-1  
2X2' ACOUSTIC CEILING TILES ARMSTRONG CIRRUS OPEN PLAN ANGLED REGULAR.  
GRID SYSTEM : STANDARD 15/16" PRELUDE CEILING GRID SYSTEM
- PAINT  
PROVIDE PAINT FROM LOCAL SHERWIN WILLIAMS STORE WITH COMPLETE NUTRITION'S ACCOUNT #355872110.  
APPLY 2 COATS OVER PRIMER - SCRUB TUFF EGGSHELL
- TYPE: PROMAR 200 ZERO VOC EGGSHELL
- P1 PAINT SHERWIN WILLIAMS PURE WHITE (SW7005)  
P2 PAINT SHERWIN WILLIAMS AMBER WAVE (SWG657)  
P3 PAINT SHERWIN WILLIAMS TEMPE STAR (SWG229)

**FLOOR TILE:**

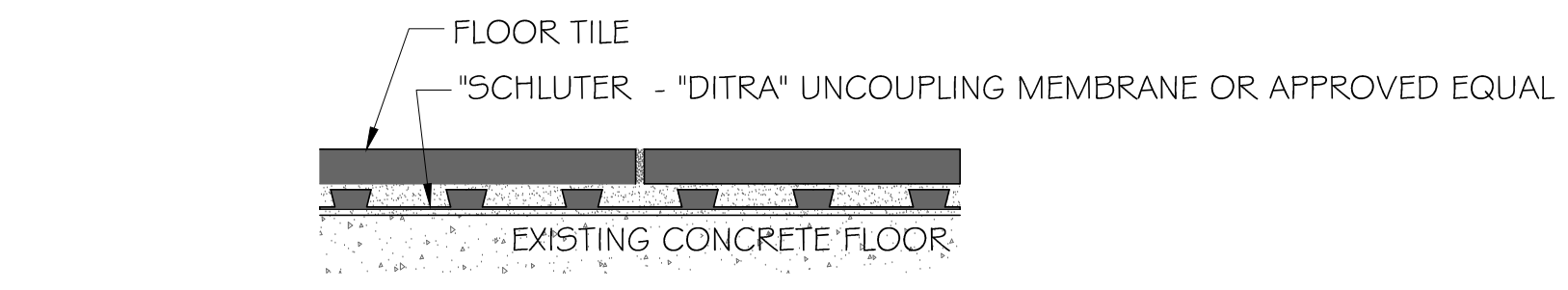
- MATERIAL SUPPLIED BY ACCESS TURNKEY  
GROUT: LATICRETE SPECTRA LOCK #78 (3/16" GROUT LINES), SUPPLIED BY GENERAL CONTRACTOR.
- T-1  
LOCATION - RETAIL AREA 101  
MANUFACTURER: ROCA  
TILE: 24" X 24" BENGALA-BEIGE - UNPOLISHED  
REMARKS: PORCELAIN TILE, 3/16" GROUT LINES, USE MEDIUM BED THIN SET.
- T-2  
LOCATION - SPORTS RETAIL AREA 102  
MANUFACTURER: ROCA  
TILE: 24" X 24" BENGALA-NEGRO - UNPOLISHED  
REMARKS: PORCELAIN TILE, 3/16" GROUT LINES, USE MEDIUM BED THIN SET.
- VB-1  
VINYL BASE JOHNSONITE 48 GREY STANDARD VINYL BASE

PROVIDE FIRE TREATED 2X BLOCKING NEAR TOP OF FIRST AND LAST LIGHT TOWER ON EACH WALL

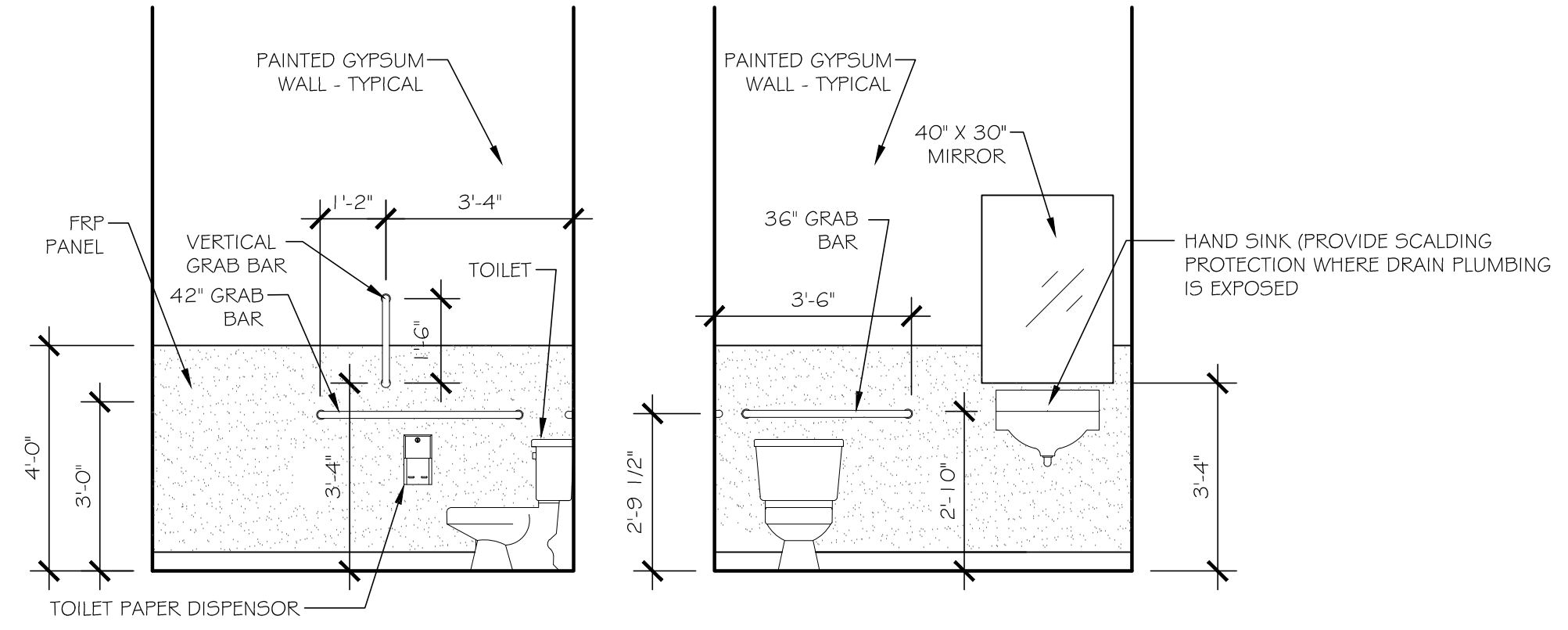
CONTRACTOR TO HAVE ELECTRICAL WHIP ENTER FROM ADJACENT DEMISING PARTITION AT 9'-4" A.F.F. FROM TOWER. ELECTRICAL FROM WALL (NOT FROM CEILING ABOVE) TO FEED TOWERS/ SOFFITS. - TYPICAL

PROVIDE FIRE TREATED 2X BLOCKING NEAR TOP OF FIRST AND LAST LIGHT TOWER ON EACH WALL - TYPICAL

CONTRACTOR TO HAVE ELECTRICAL WHIP ENTER FROM ADJACENT DEMISING PARTITION AT 9'-4" A.F.F. FROM TOWER. ELECTRICAL FROM WALL (NOT FROM CEILING ABOVE) TO FEED TOWERS/ SOFFITS. RE: ELECTRICAL -TYPICAL



**D1** TYPICAL TILE DETAIL  
SCALE: NO SCALE



**A5** RR INTERIOR ELEVATION  
SCALE: 3/8" = 1'-0"

Architect:  
**Thomas McInerney ARCHITECT**  
1208 Marcy Street  
Iowa City, Iowa 52240-3331  
www.thomasarchitect.com  
319-331-0365  
thomas@thomasarchitect.com

Consultant:

Thomas Mc Inerney Architect reserves the right to determine a fair and equitable solution to any problems, mistakes, oversights or hidden damage. Please do not hesitate to phone our office at 319-331-0365, especially immediately upon discovery a conflict with the Scope of Work.

Please do not instinctively produce a solution or proceed with work that would result in a change order requiring reimbursement by the owner.

Any solutions outside this policy shall be with prior approval and will be at the contractor's expense.

Project:  
**Complete Nutrition**  
Tenant Space #509  
Merle Hay Mall  
Des Moines, Iowa

Project number: 13.38

Note: © COPYRIGHT 2013  
UNAUTHORIZED COPYING, DISCLOSURE OR CONSTRUCTION WITHOUT WRITTEN PERMISSION BY THOMAS MCINERNEY, ARCHITECT, IS PROHIBITED.

Issue date:

Date	Description
04.11.2013	LANDLORD REVIEW
07.11.2013	PERMIT REVIEW
27.11.2013	OWNER REVISIONS

Sheet Title:  
**INTERIOR ELEVATIONS**

Sheet Number:

**A-401**