

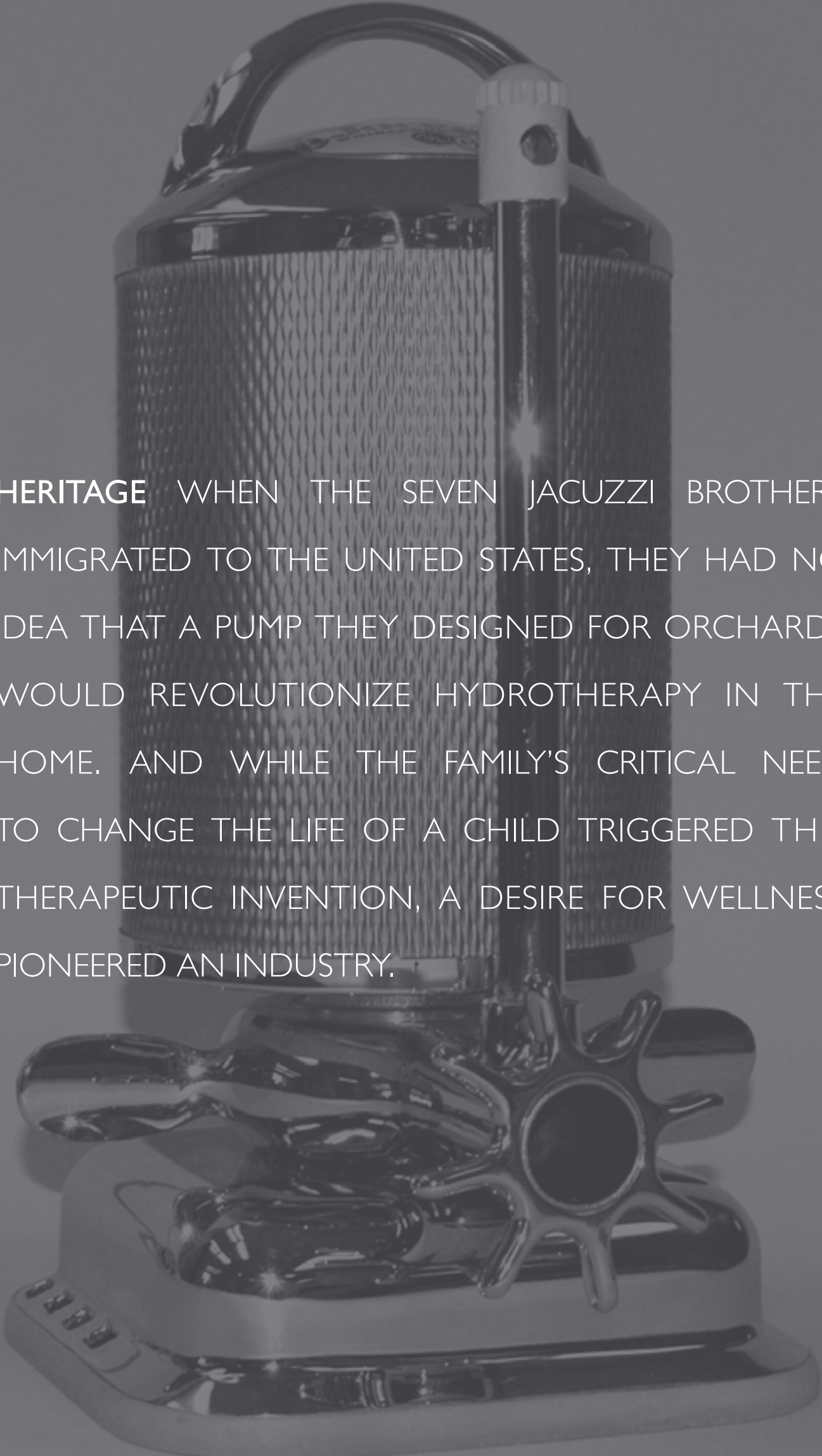


HOT TUBS
COLLECTION

INDUSTRY LEADERSHIP THE JACUZZI® BRAND IS AN ICON. LEGENDARY FOR PERFORMANCE, RELIABILITY AND EASE OF USE, WE SET THE STANDARD BY WHICH ALL HOT TUBS ARE MEASURED. AND WHILE IMITATION MAY BE THE SINCEREST FORM OF FLATTERY, ONLY 60 YEARS OF INNOVATION CAN PRODUCE HOT TUB DESIGNS MADE TO THE DEMANDING STANDARDS OF THE JACUZZI® BRAND.



J-425™ Model Shown

A vintage Jacuzzi whirlpool pump and control panel. The pump is a large, cylindrical, chrome-plated unit with a handle on top. It is mounted on a base that includes a control panel with several buttons and a circular dial. The background is a solid, light gray.

HERITAGE WHEN THE SEVEN JACUZZI BROTHERS IMMIGRATED TO THE UNITED STATES, THEY HAD NO IDEA THAT A PUMP THEY DESIGNED FOR ORCHARDS WOULD REVOLUTIONIZE HYDROTHERAPY IN THE HOME. AND WHILE THE FAMILY'S CRITICAL NEED TO CHANGE THE LIFE OF A CHILD TRIGGERED THIS THERAPEUTIC INVENTION, A DESIRE FOR WELLNESS PIONEERED AN INDUSTRY.

THE NAME THAT LAUNCHED AN INDUSTRY CONTINUES TO REDEFINE IT



NEW J-575™ Model Shown

By 1920 all of the Jacuzzi Brothers had immigrated to the United States, determined to change the world with their inventions. Starting by laying roots in the aviation industry, their invention of a hydraulic aircraft pump led them to the creation of a deep well agricultural pump.

By the 1940's, 15-month-old Kenneth Jacuzzi was diagnosed with debilitating rheumatoid arthritis. When traveling for hydrotherapy treatments at a distant hospital began to wear on his child, Candido redesigned the agricultural pump into what's known as the J-300™ hydromassage pump, turning any soaking bathtub into a relaxing and rejuvenating hydrotherapeutic spa, and allowing Kenneth to return to the family home.

Overwhelming demand for the hydromassage pump led to the founding of Jacuzzi in 1956 and the whirlpool bathing category was born. Since then, the company continued to lead and grow the new industry, from integrating pumps and jets into their flagship bathtub to launching their first bath that worked both indoors and outdoors. And as the first to highly-engineer jets, the Jacuzzi® Brand has become synonymous with jetted hydrotherapy and well-being.

With a foundation in health and wellness and a dedication to research and innovation, Jacuzzi continues to develop products that improve lives and lead the industry.

EXCELLENCE JACUZZI® BRAND HOT TUBS ARE DESIGNED FOR RELIABILITY. EVERY PART YOU SEE – AND EVEN THOSE YOU DON'T – IS EXCEPTIONALLY ENGINEERED WITH THE BEST MATERIALS TO ENSURE A SUPERIOR PRODUCT. WITH MORE THAN 250 QUALITY CHECKS AND OUTSTANDING INSPECTION STANDARDS, JACUZZI® HOT TUBS HAVE A REPUTATION FOR DEPENDABILITY.

FEATURES AND BENEFITS



J-480™ Model Shown

- ①

DURABLE ACRYLIC SHELL
TriFusion™ process with reinforced backing for longer lasting, crack-resistant surface
- ②

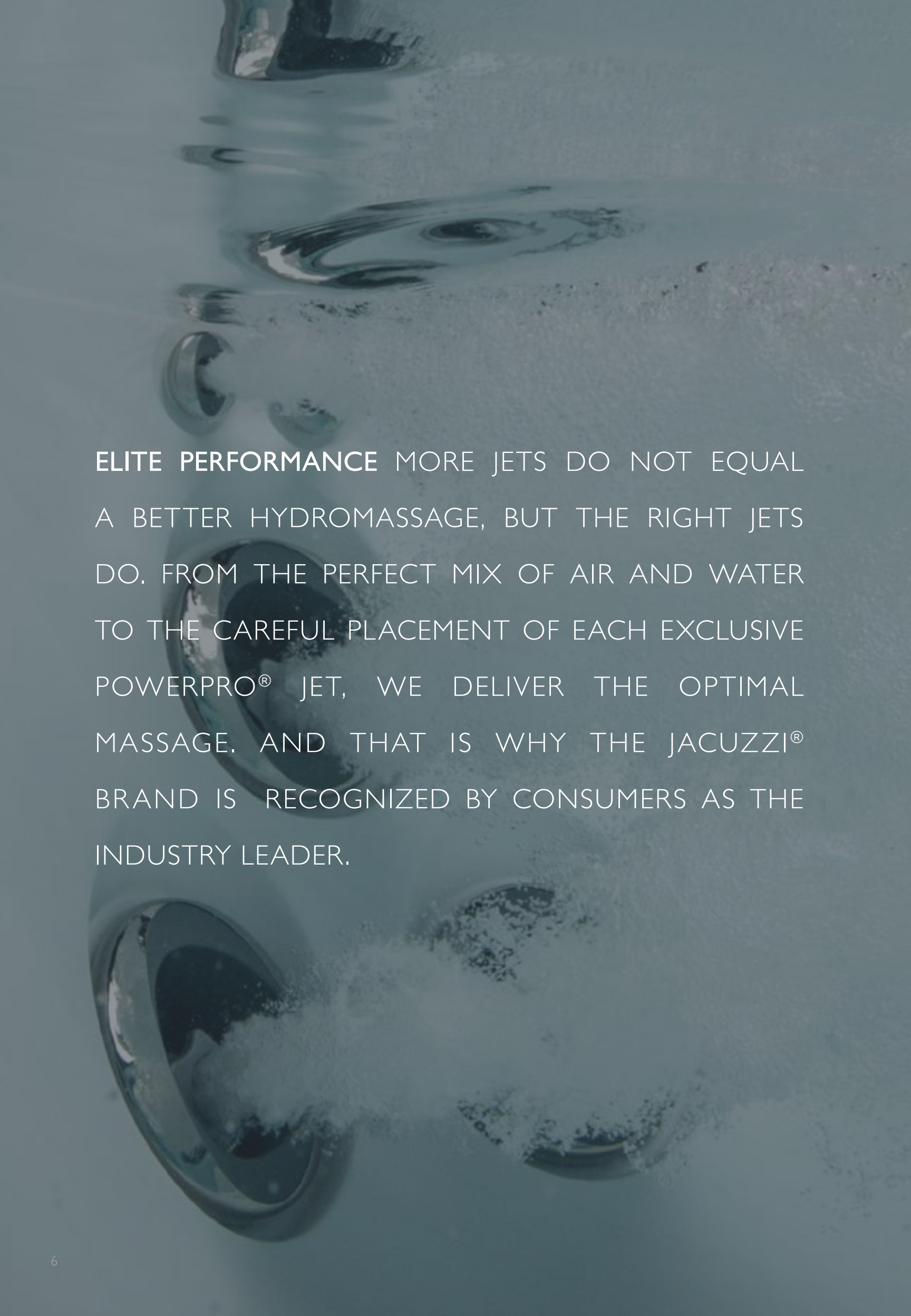
FULL FOAM INSULATION
Quieter performance while helping to maintain water temperature and support pipes
- ③

PROPOLYMER FOUNDATION
Protects equipment from moisture and the elements
- ④

ENGINEERED SEATING
Designed to create an ergonomic harmony between the human body and moving water
- ⑤

PROENDURE™ SYNTHETIC WOOD CABINET
UV-resistant to withstand weather and stay beautiful longer
- ⑥

SOPHISTICATED CONTROL SYSTEM
Intuitive and easy-to-use controls, even in the dark



ELITE PERFORMANCE MORE JETS DO NOT EQUAL
A BETTER HYDROMASSAGE, BUT THE RIGHT JETS
DO. FROM THE PERFECT MIX OF AIR AND WATER
TO THE CAREFUL PLACEMENT OF EACH EXCLUSIVE
POWERPRO® JET, WE DELIVER THE OPTIMAL
MASSAGE. AND THAT IS WHY THE JACUZZI®
BRAND IS RECOGNIZED BY CONSUMERS AS THE
INDUSTRY LEADER.

POWERPRO® JETS COLLECTION



FX Small Jet



PX Jet



BX Jet



FX Jet



FX Rotational Jet



NX2 Jet



RX Jet



FX Directional



FX Large Rotational Jet



FX Large Jet



MX2 Jet



IX Jet

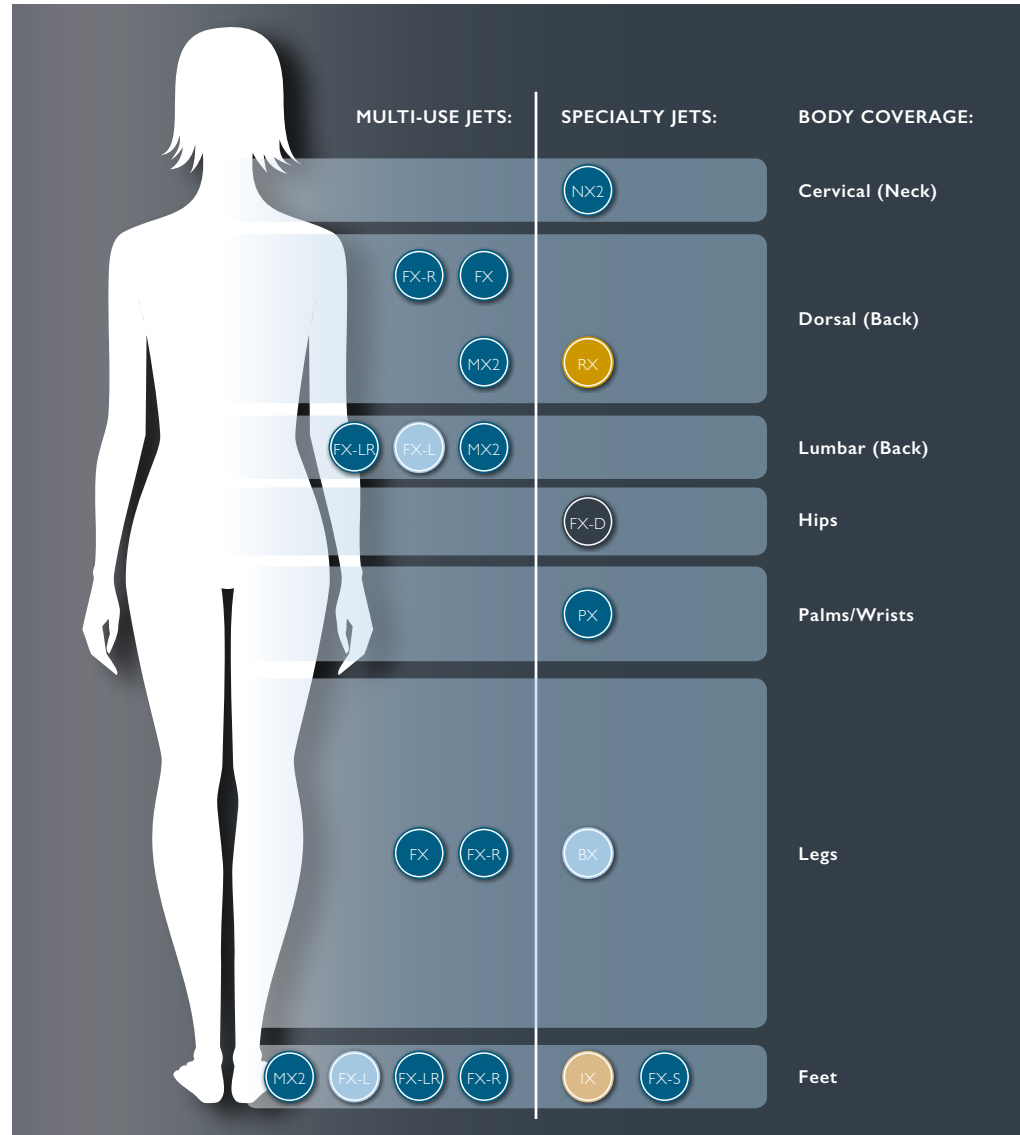
JACUZZI® EXCLUSIVE PATENTED JET TECHNOLOGY

- POWERPRO® FX SMALL**
Based on FX technology, the FX Small Jets are perfect for a focused massage on key pressure points such as your feet.
- POWERPRO® PX**
Perfect for small muscle groups in the wrists, hands and legs, the gentle pulsating massage can be adjusted for different rates of flow.
- POWERPRO® BX JET**
Exclusive to the ProAir™ Lounge system, the comforting yet rejuvenating bubbling effect massages the calves through the 50/50 air-to-water ratio.
- POWERPRO® FX**
The unique rifling action creates a rejuvenating, spiral stream of air and water, perfect for stimulating small muscles groups.
- POWERPRO® FX ROTATIONAL**
Focusing on smaller muscle groups with a kneading effect, the FX Rotational Jet stimulates surrounding tissue using FX technology.
- POWERPRO® NX2**
This directional jet effectively relieves tension and strain in the sensitive and hard-to-reach neck area through a highly focused stream of water.
- POWERPRO® RX**
Delivering the highest performance hydromassage Jacuzzi® Brand offers, the spinning action of powerful RX Jet covers a sizable area, reaching the key muscles and nerves of the back.
- POWERPRO® FX DIRECTIONAL**
Designed to relieve tension and improve circulation, this spiral action directional jet delivers a bold, targeted massage to the hips.
- POWERPRO® FX LARGE ROTATIONAL**
With a wide swath that provides an exceptional massage for large muscles, the rotational action can help overworked, overstressed muscles and joints.
- POWERPRO® FX Large**
Focusing on the middle of the back to relieve tension and muscle strain, the spiral action massage delivers better circulation.
- POWERPRO® MX2**
Based on the form and function of the original Jacuzzi® Jet, the new-generation jets deliver maximum volume at a higher air-to-water ratio to deliver a bold massage to the muscles in the lower back.
- POWERPRO® IX**
Creating a stream of effervescent light, the combination of LED lighting and maximum airflow creates dramatic champagne-like bubbles through the 50/50 air-to-water ratio.

*PowerPro® Jets are available in select models in the J-500™, J-400™, J-LX® and J-300™ Collections. Sizes shown are approximate.

HYDROMASSAGE RESEARCH SUPPORTS THE BENEFITS OF HYDROTHERAPY FOR STRESS, LOWER BACK PAIN, SLEEPLESSNESS, POST EXERCISE RECOVERY, RESTLESS LEG SYNDROME, LEG CRAMPS, ARTHRITIS AND FIBROMYALGIA.

JACUZZI® HYDROMASSAGE



7 GOLDEN RULES OF HYDROMASSAGE:

1. Position and type of hydromassage jets
2. Regulation of jet rate of flow
3. Directability of jets
4. Optimal water/air mix
5. Internal ergonomics of surface
6. Ideal temperature
7. The experience of the Jacuzzi® Brand

EXCLUSIVE POWERPRO® JET SYSTEM

Utilizing Jacuzzi® Aqualibrium™, our optimal mix of air and water; the combination of versatile PowerPro® Jets, and our ergonomically designed seats, deliver an adjustable high-flow, low-pressure hydromassage that feels like no other.



THE RX JET THERAPY SEAT
The RX Jet is the embodiment of quality and performance, covering a sizable area to deliver a Swedish-style hydromassage. Touted as one of the best feeling seats in any collection, RX Jets come in many shapes and configurations, ranging from two to six jets in one seat in different models. Exclusively available in our J-400™ and J-LX® Collections.



THE MX2 JET THERAPY SEAT
The deeply contoured bold lower back seat support your body in the ideal position for a powerful maximum volume and low pressure deep tissue massage. Recognized as our original Jacuzzi® Jet, the MX2 Jet seat delivers a concentrated massage especially effective for larger muscles in the lower back.



THE FX-12 THERAPY SEAT
This deep tissue massage seat is designed for maximum therapy and versatility. Stimulating spiral-action jets with adjustable pressure massage the back and neck muscle groups to deliver a superior hydromassage with complete neck and back coverage.



THE PROAIR™ LOUNGE
The perfect combination of two types of PowerPro® Jets, this muscle knot release lounge seat stimulates surrounding tissue. The upper back rotating massage of the FX Rotational Jets eases the tension of the muscles along your neck and shoulders while the rifling action targets the smaller muscle groups of your legs and lower back.

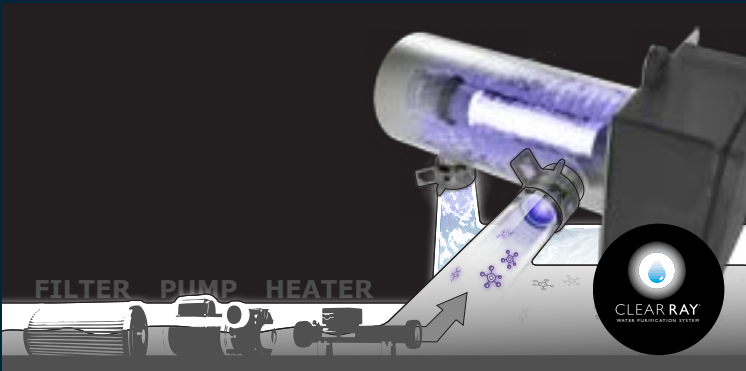
CONVENIENCE SOPHISTICATED YET SIMPLE, OUR WATER MANAGEMENT SYSTEM IS TRULY DESIGNED FOR EASE OF USE AND EXCEPTIONAL PURIFICATION PERFORMANCE. UTILIZING CLEAR**RAY**® TECHNOLOGY AND UP TO FIVE STAGES OF WATER TREATMENT, SIMPLY, JACUZZI® BRAND TECHNOLOGY MAKES IT EASY TO MAINTAIN CLEAN AND CLEAR WATER.

WATER CARE



While all models in every collection utilize CLEARRAY® technology, the five stage water treatment process starts with the ProClarity™ filtration system. This step helps to ensure clean, sparkling water quickly by catching tiny debris and particles that other filters miss. Next, the ProClear™ filter works to clarify water even when the jets are not running. Then, the surface skimming weir and ProCatch™ bag work together to clean the surface while trapping large debris for easy removal. Finally, a pleated cartridge filter operates with your hot tub's hydromassage pump to remove large and small particles providing the cleanest water.

| 5-STAGE WATER TREATMENT PROCESS | | | | | |
|---------------------------------|-----------|-----------------|----------------------|------------------|--------------------|
| | CLEARRAY® | Surface Skimmer | ProCatch™ Filter Bag | ProClear™ Filter | ProClarity™ Filter |
| J-400™ | ✓ | ✓ | ✓ | ✓ | ✓ |
| J-LX® | ✓ | ✓ | ✓ | ✓ | |
| J-300™ | ✓ | ✓ | ✓ | ✓ | |
| J-200™ | ✓ | ✓ | | | |



The CLEARRAY® Water Purification System offers clean and clear water. Using UV-C technology to neutralize waterborne pathogens and reduce the amount of sanitizer you use, maintaining clean, fresh, clear water has never been easier. CLEARRAY® comes standard on all models and requires a simple annual bulb change.



Maintain the performance, reliability and ease of use you've come to expect from the Jacuzzi® Brand with Jacuzzi® Genuine Parts and Accessories. Made specifically to balance your Jacuzzi® Hot Tub, they prolong the enjoyment of your hot tub with accessories and chemicals bearing the Jacuzzi® Brand.



J-400™

DESIGNER COLLECTION



FEATURES:

- DISTINCT HIGH BACK DESIGN
- EXCLUSIVE POWERPRO® RX JETS
- INTEGRATED IX JET LIGHTING
- **CLEARRAY®** SYSTEM
- 5-STAGE WATER TREATMENT
- PROSTREAM™ FILTER PUMP
- PROPOLYMER FOUNDATION
- QUICK DRAIN SYSTEM
- BACKLIT WATERFALL
- PREMIUM LED LIGHTING
- ADJUSTABLE, BACKLIT HEADREST
- ILLUMINATED CUP HOLDERS
- STATUS INDICATOR LIGHT
- J-1000™ CONTROL

OPTIONAL FEATURES:

- BLUEWAVE® SPA STEREO
- J-1000™ REMOTE CONTROL
- PREMIUM SPEAKERS
- AMPLIFIED SUB-WOOFER



PERFORMANCE

- Offers nine distinct PowerPro® Jets for more hydromassage coverage, including the pulsating PowerPro® PX Jet, spinning PowerPro® RX Jet and bold PowerPro® MX2 Jet, available in the J-400™ Collection
- Features more top-of-the-line rotational PowerPro® RX Jets
- Illuminates above and below the water with the most LED light integration, including the PowerPro® IX Jet combining effervescent bubbles with high-output LED lighting, exclusive to the J-400™ Collection

DESIGN

- Composed with high-backed lines to form an exclusive, distinct design
- Incorporates a technologically-advanced LCD control screen with programmability to help improve energy efficiency
- Showcases higher, backlit waterfalls that cascade water down your neck and back while providing a more breathtaking effect

EASE OF USE

- Operates maximum filter processes for minimal maintenance and requires fewer chemicals
- Includes more preprogrammed settings for ease of operation
- Boasts a status indicator light for quick reference



J-LX[®]

ENERGY-EFFICIENT COLLECTION



FEATURES:

- ENERGY EFFICIENT PERFORMANCE
- PATENTED TOP DECK DESIGN
- EXCLUSIVE POWERPRO[®] RX JETS
- **CLEARARRAY[®]** SYSTEM
- PROCLARITY[™] FILTRATION SYSTEM
- PROSTREAM[™] FILTER PUMP
- PROPOLYMER FOUNDATION
- SLEEK INTEGRATED WATERFALL
- FILTERED LED LIGHTING
- LED DISPLAY
- COMFORTABLE HEADRESTS

OPTIONAL FEATURES:

- BLUEWAVE[®] STEREO WITH REMOTE
- PREMIUM SPEAKERS
- AMPLIFIED SUB-WOOFER



PERFORMANCE

- Delivers exclusive massage options with the bold PowerPro[®] MX2 Jet and spinning PowerPro[®] RX Jet, not available in the J-300[™] or J-200[™] Collections
- Exceeds energy efficiency standards without reduced jet power
- Maintains water temperature more efficiently with a low-watt density heater

DESIGN

- The exclusive patented flat surface deck design eliminates exposed acrylic, creating a minimalist look, while the stainless steel adds a crisp accent to the cabinet's corners
- The optional ProEndure[™] cover with Sunbrella[®] fabric, for greater durability than vinyl
- ProSteps[™] built to match the spa's cabinetry, feature a handrail for easy entry and exit and an integrated storage compartment

ENERGY EFFICIENCY

- Combines high performance hot tub technology with the latest innovations in energy efficiency; These full-featured models are engineered to quietly keep energy costs at bay
- The J-LX[®] Collection is made with 1.5" of high density heat retaining backing in conjunction with our full foam filled insulation resulting in the most energy efficient spa in its class
- Streamlined, intuitive control panel for ease of use



J-300™

COMFORT COLLECTION



FEATURES:

- EXCLUSIVE POWERPRO® JETS
- ILLUMINATED CONTROL
- **CLEARRAY®** ON-DEMAND
- 4-STAGE WATER TREATMENT SYSTEM
- PROSTREAM™ CIRCULATION PUMP
- SMART ACCESS DOOR
- PROPOLYMER FOUNDATION
- ILLUMINATED WATERFALL
- PROLITE™ LED LIGHTING
- REVERSIBLE BACKLIT HEADRESTS
- ILLUMINATED CUP HOLDERS

OPTIONAL FEATURES:

- BLUEWAVE® STEREO WITH REMOTE
- STANDARD SPEAKERS
- SUB-WOOFER



PERFORMANCE

- Delivers a superior hydromassage with PowerPro® Jets available only in the J-300™ Collections and higher
- Features the bubbler PowerPro® BX Jet, exclusive to the J-300™ Collection
- Minimizes water debris with ProStream™ filter

DESIGN

- Enhances comfort with ergonomically-designed seating
- Incorporates more LED lighting coverage underwater and above the water
- Increases comfort with repositionable headrests

EASE OF USE

- Promptly purifies hot tub water with **CLEARRAY®** On-Demand
- Eases maintenance access with push-button Smart Access Door
- Makes usage and maintenance effortless with illuminated topside control panel and back-lit buttons



J-200™

CLASSIC COLLECTION



FEATURES:

- CLASSIC JETS
- 2-STAGE WATER TREATMENT SYSTEM
- COMFORTABLE HEADRESTS
- BUILT-IN DRINK HOLDERS
- CLASSIC WATERFALL
- MULTI-COLORED LIGHTING

OPTIONAL FEATURES:

- BLUEWAVE® SPA STEREO SYSTEM
- STANDARD SPEAKERS



PERFORMANCE

- Offers a complete hydromassage experience with tested jet placement
- Expands ergonomic options with a variety of jet configurations to find you the right massage

DESIGN

- Maximizes durability and efficiency with strong acrylic shell and full foam insulation
- Features UV-resistant cabinet that stays beautiful longer

EASE OF USE

- Simplifies usage with one-button operation controls
- Facilitates maintenance with top-loading filtration system

PERSONALIZED STYLE PART INSTINCT, PART DESIGN SENSE, YOUR COLOR PREFERENCES ARE AN EXTENSION OF YOUR HOME AND PERSONAL STYLE. JUST CONSIDER WHERE YOU WILL INSTALL YOUR HOT TUB, DEFINE YOUR DECOR PERSONALITY AND LISTEN TO YOUR INSTINCTS. REGARDLESS OF WHICH ACRYLIC, SKIRTING OR COVER CHOICE SPEAKS TO YOU, THE QUALITY AND DURABILITY THAT COMES WITH THE JACUZZI® BRAND IS CONSTANT.

Colors and options vary by model, see your dealer for details.

ACRYLIC OPTIONS



Platinum



Opal



Silver Pearl



Sahara



Sand



Desert Sand



Monaco



Caribbean Surf



Midnight



Titanium

SKIRTING OPTIONS



Brazilian Teak Skirting



Silverwood Skirting




Roasted Chestnut Skirting


COVER OPTIONS




Bordeaux Cover



Silverwood Cover



ProEndure Cover



SPECIFICATION CHART

J-400™ COLLECTION



J-495™

| | |
|------------------|--|
| SEATING CAPACITY | 8-9 adults |
| DIMENSIONS* | 90 x 110 x 41 in - 46 in back 229 x 279 x 104 cm - 116 cm |
| ELECTRICAL | 240VAC 60HZ 40A/50A/60A 230-240VAC 50HZ 20A |

TOTAL JETS BY TYPE:



J-480™



| | |
|------------------|---|
| SEATING CAPACITY | 6 adults |
| DIMENSIONS* | 94 x 94 x 39 in - 44 in back 239 x 239 x 99 cm - 112 cm back |
| ELECTRICAL | 240VAC 60HZ 30A/50A/60A 230-240VAC 50HZ 20A |

TOTAL JETS BY TYPE:



J-470™



| | |
|------------------|--|
| SEATING CAPACITY | 6-7 adults |
| DIMENSIONS* | 91 x 91 x 39 in - 44 in back 231 x 231 x 112 cm - 112 cm back |
| ELECTRICAL | 240VAC 60HZ 30A/50A/60A 230-240VAC 50HZ 20A |

TOTAL JETS BY TYPE:



J-465™



| | |
|------------------|--|
| SEATING CAPACITY | 4-5 adults |
| DIMENSIONS* | 88 x 88 x 39 in - 43 in back 224 x 224 x 109 cm - 109 cm back |
| ELECTRICAL | 240VAC 60HZ 30A/50A/60A 230-240VAC 50HZ 20A |

TOTAL JETS BY TYPE:





J-425™

SEATING CAPACITY 4-5 adults
DIMENSIONS* 76 x 87 x 34 in
193 x 221 x 86 cm
ELECTRICAL 240VAC 60HZ 30A/50A/60A
230-240VAC 50HZ 20A

TOTAL JETS BY TYPE:



J-415™

SEATING CAPACITY 2-3 adults
DIMENSIONS* 76 x 66 x 32 in
193 x 168 x 81 cm
ELECTRICAL 240VAC 60HZ 30A OR 50A
230-240VAC 50HZ 20A

TOTAL JETS BY TYPE:



J-LX® COLLECTION

J-LX® EXCLUSIVE
POWERPRO® JETS:



J-LX®

SEATING CAPACITY 6-7 adults
DIMENSIONS* 84 x 84 x 36 in
214 x 214 x 92 cm
ELECTRICAL 240VAC 60HZ 40A/50A/60A
230-240VAC 50HZ 20A/30A/40A

TOTAL JETS BY TYPE:



J-LXL®

SEATING CAPACITY 5-6 adults
DIMENSIONS* 84 x 84 x 36 in
214 x 214 x 92 cm
ELECTRICAL 240VAC 60HZ 40A/50A/60A
230-240VAC 50HZ 20A/30A/40A

TOTAL JETS BY TYPE:



* All hot tub dimensions are shown in: L x W x H.

SPECIFICATION CHART

J-300™ COLLECTION

J-300™ EXCLUSIVE
POWERPRO® JETS:



J-385™

SEATING CAPACITY 6-7 adults
DIMENSIONS* 91 x 91 x 38 in
231 x 231 x 97 cm
ELECTRICAL 240VAC 60HZ 40A/50A/60A
240VAC 50HZ 20A/30A/40A

TOTAL JETS BY TYPE:



J-375™

SEATING CAPACITY 5 adults
DIMENSIONS* 91 x 91 x 38 in
231 x 231 x 97 cm
ELECTRICAL 240VAC 60HZ 40A/50A/60A
240VAC 50HZ 20A/30A/40A

TOTAL JETS BY TYPE:



J-365™

SEATING CAPACITY 6 adults
DIMENSIONS* 84 x 91 x 38 in
214 x 231 x 97 cm
ELECTRICAL 240VAC 60HZ 40A/50A/60A
240VAC 50HZ 20A/30A/40A

TOTAL JETS BY TYPE:



J-355™

SEATING CAPACITY 5-6 adults
DIMENSIONS* 84 x 91 x 38 in
214 x 231 x 97 cm
ELECTRICAL 240VAC 60HZ 40A/50A/60A
240VAC 50HZ 20A/30A/40A

TOTAL JETS BY TYPE:



J-345™

SEATING CAPACITY 5-6 adults
DIMENSIONS* 84 x 84 x 36 in
214 x 214 x 92 cm
ELECTRICAL 240VAC 60HZ 40A/50A/60A
240VAC 50HZ 20A/30A/40A

TOTAL JETS BY TYPE:



J-335™

SEATING CAPACITY 4-5 adults
DIMENSIONS* 84 x 84 x 36 in
214 x 214 x 97 cm
ELECTRICAL 240VAC 60HZ 40A/50A/60A
240VAC 50HZ 20A/30A/40A

TOTAL JETS BY TYPE:



J-325™

SEATING CAPACITY 4-5 adults
DIMENSIONS* 76 x 84 x 34 in
193 x 214 x 87 cm
ELECTRICAL 120VAC 15A OR
240VAC 60HZ 30/40A
230VAC 50HZ 20A/30A

TOTAL JETS BY TYPE:



J-315™

SEATING CAPACITY 2-3 adults
DIMENSIONS* 76 x 66 x 32 in
193 x 168 x 81 cm
ELECTRICAL 120VAC 15A OR
240VAC 60HZ 30/40A
230VAC 50HZ 20A/30A

TOTAL JETS BY TYPE:



J-200™ COLLECTION



J-280™

| | |
|------------------|--|
| SEATING CAPACITY | 6-7 adults |
| TOTAL JETS | 44 Classic Jets |
| DIMENSIONS* | 90 x 90 x 37 in 229 x 229 x 94 cm |
| ELECTRICAL | 240VAC 60HZ 40A/50A/60A 230VAC 50HZ 20A/30A/40A |



J-275™

| | |
|------------------|--|
| SEATING CAPACITY | 6-7 adults |
| TOTAL JETS | 45 Classic Jets |
| DIMENSIONS* | 90 x 90 x 37 in 229 x 229 x 94 cm |
| ELECTRICAL | 240VAC 60HZ 40A/50A/60A 230VAC 50HZ 20A/30A/40A |



J-245™

| | |
|------------------|--|
| SEATING CAPACITY | 6-7 adults |
| TOTAL JETS | 35 Classic Jets |
| DIMENSIONS* | 84 x 84 x 36 in 214 x 214 x 92 cm |
| ELECTRICAL | 240VAC 60HZ 40A/50A/60A 230VAC 50HZ 20A/30A/40A |



J-235™

| | |
|------------------|--|
| SEATING CAPACITY | 6 adults |
| TOTAL JETS | 35 Classic Jets |
| DIMENSIONS* | 84 x 84 x 36 in 214 x 214 x 92 cm |
| ELECTRICAL | 240VAC 60HZ 40A/50A/60A 230VAC 50HZ 20A/30A/40A |



J-210™

| | |
|------------------|---|
| SEATING CAPACITY | 4 adults |
| TOTAL JETS | 19 Classic Jets |
| DIMENSIONS* | 78 x 36 in 198 x 91 cm |
| ELECTRICAL | 120VAC 60HZ 15A 240VAC 60HZ 30A/40A 230VAC 50HZ 20A/30A |

* All hot tub dimensions are shown in: L x W x H.



www.jacuzzi.com

13925 City Center Drive, Suite 200

Chino Hills, CA 91709



©2015 Jacuzzi Hot Tubs. All rights reserved. Jacuzzi® is a registered trademark of Jacuzzi Inc. used with permission. All other brands, product names, company names, trade names, trademarks and service marks used are the property of their respective owners. Jacuzzi Hot Tubs may make product modifications and enhancements. Specifications may change without notice. International products may be configured differently to meet local electrical requirements. Dimensions are approximate. Manufactured under one or more United States patent numbers. Other patents may apply.

J-495™ Model Shown

Part No: 2890-032
12/14

