



COVID-19/Pandemic Reopening Phases of Kids of Grace

At Kids of Grace, we are dedicated to having a positive, loving, and nurturing experience for our children, families and staff. Our goal is to provide a healthy, safe environment, to ensure all children and staff stay safe and healthy. As we plan for reopening, we (Grace Covenant Presbyterian Church of Princess Anne Reopening COVID-19 Task Force and Kids of Grace Committee) have kept in mind health, wellness and safety precautions, which are included in the following phases below. These phases follow the Virginia Phases of reopening. We have taken under advisement decisions made by VBCPS and other area private educational institutions but may not follow the plans set forth by those institutions. We also recognize that adjustments to this plan may need to be made to comply with new data, restrictions, or standards set forth by the Governor of VA, CDC, VDOE, and VDH.

Symptoms for COVID-19 Include:

- Cough
- Fever
- Chills
- Muscle pain
- Shortness of breath or difficulty breathing
- Sore throat
- New loss of taste or smell

Symptoms can range from mild to severe and appear 2-14 days after exposure to the virus.

This list is not exhaustive for all possible symptoms. Seek medical care immediately if someone has emergency warning signs of COVID-19. We will follow all CDC guidelines for Childcare programs:

www.cdc.gov/coronavirus.

Hygiene/Safety:

- Teach and reinforce washing hands for approximately 20 seconds (singing "Happy Birthday")
- Supervise children if they use hand sanitizer
- Teach children how to cover coughs and sneezes
- Staff will wear face coverings (have extras on hand) to prevent the spread
- Masks are required for three and older when indoors. Face masks are NOT recommended for any child eating, drinking, sleeping has trouble breathing or is unable to remove the cover without assistance.
- Provide supplies to support healthy habits including soap, paper towels and tissues

- Signs posted on how to stop the spread of the COVID-19
- Teach staff, children, and families to maintain the 3 feet of social distance and why it is important

How to talk to children about the pandemic:

Explain for a child's understanding: "Social distancing" and "physical boundaries" and "personal boundaries." - Sesame Street and YouTube have great videos for children to watch to explain this.

Some activities to explain:

- Use yardstick or a string to show children how far three feet is
- Use dolls or stuff animals to role play social distancing

From the CDC:

- Be aware of your own fears and reactions. Children notice our feelings through both verbal and nonverbal cues.
- Remind children that families, teachers, and others care for one another and keep them safe and healthy.
- COVID-19 is the short name for "coronavirus".
- It is a virus that has made a lot of people sick. Doctors are trying to learn about it, so people do not get sick.
- Doctors and scientists are working hard to keep people healthy.
- Keep routines as much as possible.
- Limit news/social media coverage of the coronavirus.
- Teach children actions to reduce germs. Remind children to wash their hands frequently.
- Remind them to cough or sneeze into their elbow or a tissue.

From PBS:

- Make children feel safe.
- Keep it simple.
- Give them power and responsibility.
- Keep your child's developmental stage and temperament in mind.
- Maintain a normal routine.
- Model the behavior you want to see.

Resource links:

<https://childmind.org/article/talking-to-kids-about-the-coronavirus/>

<https://www.pbs.org/parents/thrive/how-to-talk-to-your-kids-about-coronavirus/>

<https://www.brainson.org/shows/2020/03/10/understanding-coronavirus-and-how-germs-spread-for-kids>

<https://youtubekids.com>

www.zerotothree.org

www.chkd.org

www.childmind.org

<https://www.vdh.virginia.gov>
<https://hwww.doe.virginia.gov>
<https://www.cdc.gov/mentalhealth>

Books about washing hands: (available on Amazon)

Germs Are Not for Sharing- by Elizabeth Verdie

Wash Your Hands- by Margaret McNamara

A Germ's Journey- by Thom Rooke M.D.

Books about social distancing/pandemic:

Billie and the Brilliant Bubble -by Tara Travieso

Masked Ninja – by Mary Nhin

Lucy's Mask- by Lisa Sirkis Thompson

Paula and the Pandemic- by Dorothea Laurence

Coronavirus, A Book for Kids- by R.L. Margolin

Cleaning:

- Clean frequently including surfaces (including but not limiting to; classroom furniture, classroom materials, playground equipment, bathroom stall, sinks, door handles and faucets)
- There will be a cleaning schedule to make sure cleaning is completed on a regular basis - including utilizing a checklist to make sure frequent cleaning is occurring
- One staff will be assigned as a “floater” to assist in cleaning
- No plush toys or items that are difficult to clean
- Toys that have been “mouthed” or soiled will be placed in a dish pan with soapy water marked soiled toys. Dish pan needs to be kept out of reach of children
- Clean (bleach and water) and disinfect surfaces with EPA approved disinfectants, non-porous and porous surfaces according to CDC's Reopening Guidance for Cleaning and Disinfecting Schools
- Make sure ventilation system is cleaned and open windows as much as possible
- Cleaning will be conducted daily by staff and twice a week by Jan-Pro (or similar cleaning service)
- Vacuuming will be conducted daily

- During and at the end of each day Member's Mark sanitizer will be administered using Victory sprayer - all staff will be trained on using the sprayer during the day and end of the day.
- All chemicals will be safe and applied properly following all directions with SDSs (safety data sheets) located in a binder in the COVID cleaning cabinet

Physical Distancing and Cohorting (CDC/VDOE)

- Facilitate physical distancing indoors while allowing for the care and developmental needs of the children. Programs should generally maintain 3 feet of distance between individuals.
- Practice cohorting- keeping children and staff in a distinct group and avoid mixing groups. This will help limit the spread of COVID-19.

Family Access to Child Care Facilities

Virginia law states that parents can enter a childcare facility where their child is in attendance. We will require parents or guardians wear a mask while visiting the school.

The following scenarios are in preparation for the mandates set forth by VDH, DSS, VDOE, State of VA in preparation of the reopening of schools for the fall of 2020


Kids of Grace Arrival/Dismissal Procedures 2021-Addendum A

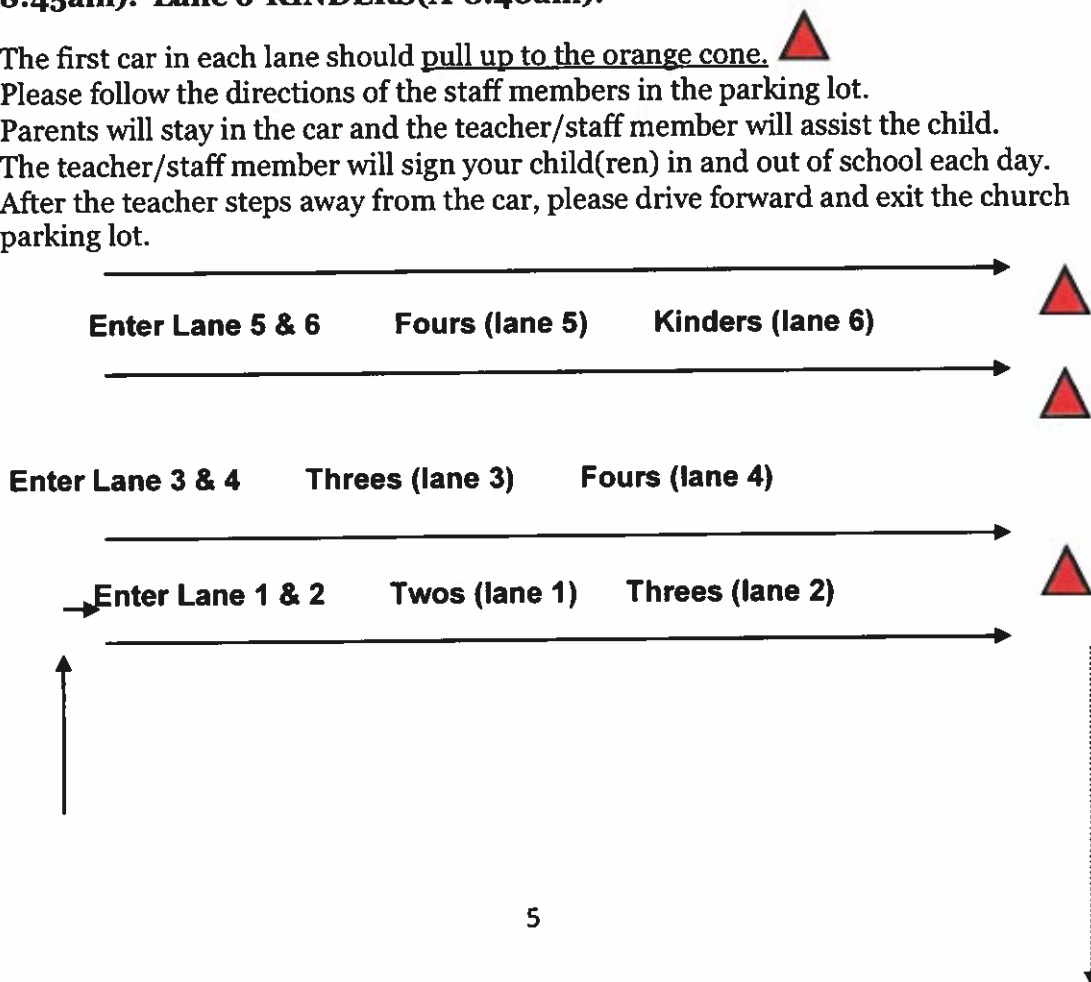
Preschool Arrival

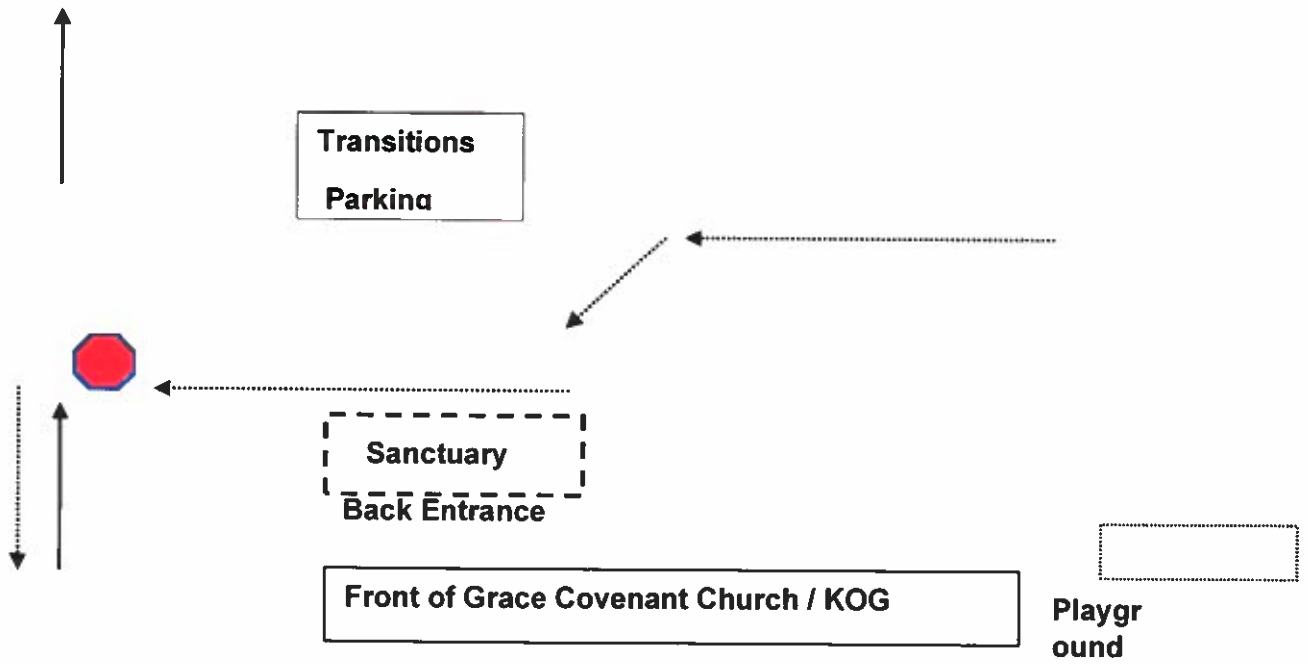
Our goal is to keep the traffic flow moving steadily and ensure a safe and secure arrival and dismissal for our preschoolers and Kindergarteners.

- Please drive to the back of the church and follow the signs which will direct you to enter lanes 1-6. When directed, a staff member will have you drive to the Sanctuary door. KOG staff will assist your child (ren) out of your vehicle and ask children to utilize hand sanitizer or wash hands before bringing them to their classroom.
- Should your child (ren) need some additional time to separate, a staff member will direct you to a specific area until we can safely help them enter the school. Please do not get out of your car to help our staff members. We are used to transitions and will make sure your child (ren) and you are safe and comfortable.

Arrival

- As you enter KOG, please drive to the back of the parking lot. **Lane 1-TWOS (A-9am). Lane 2 & Lane 3-THREES(A-8:55am). Lane 4 and Lane 5-FOURS (A-8:45am). Lane 6-KINDERS(A-8:40am).**
- The first car in each lane should pull up to the orange cone. 
- Please follow the directions of the staff members in the parking lot.
- Parents will stay in the car and the teacher/staff member will assist the child.
- The teacher/staff member will sign your child(ren) in and out of school each day.
- After the teacher steps away from the car, please drive forward and exit the church parking lot.





Please always enter and exit through the church parking lot SLOWLY, without distraction from cell phones, to ensure the safety of our children.

Arrival of children: ARRIVAL

Please see attached Arrival procedures attached to this handout. Should your child need some additional time to separate, transitional parking (next to handicap) is available for you to take some additional time. A staff member will come over and assist your child in making a smooth transition into the building,

DISMISSAL

2's dismissal is 12:00 noon. The doors will open at 11:50/ Please enter through the back worship area doors and sign your child out at the sign-in/out table. Proceed through the worship area to your child's classroom. Please be considerate of the noise level in the hallway since it is still instructional time in the Preschool/Kindergarten classes. Preschool and Kindergarten dismissal is at 1:00 and will be at the back door worship area doors. ***Please see details on the Dismissal Procedure sheet (on the back of this sheet).***

• Siblings arrive together within the earliest applicable time frame

The following questions will be asked prior to the children being removed from vehicle (there will also be a sign that states the same in the parking lot) and driver/family member will answer the following questions:

- Have you or anyone in your family been exposed to COVA-19 in the past 14 days?
- Has your child received any pain reducing medication in the last 24 hours?
- Does your child have a wet or dry cough? Has your child been sneezing?

If questions are answered with a "no", then the following will occur:

- Child's temperature will be taken prior to entering the building. If child has temperature of 100.0 or higher, child will not be allowed to stay at school.
- Children will enter the building and immediately will be given hand sanitizer if washing hands is not available.
- Hand sanitizer stations will be available to all (alcohol content at least 60 percent per CDC)- children will be supervised using hand sanitizer.
- Staff will sign children in at arrival rather than parent – same teacher will sign children in and then pen/pencil will be sanitized
- Children/Teachers will go to their assigned classroom-assigned groups of children will not mix.
- Teachers will also take attendance.

The classrooms will be assigned as follow:

Room 10 -4's

Rooms 11 -2's

Room 12- 2's & 3's

Room 13- 3's

Room 14-Kindergarten

Room 15- Kindergarten

Room 16- 3's

Room 18- 4's

Music Room – Music/Chapel

Assigned Bathrooms:

Bathrooms will be cleaned after each use

Staff: will only use bathroom by back doors

Please note: All bathrooms (included but not limited to soap dispenser, toilets, sink faucets, etc.) will be disinfected after each use.

The children will be assigned to 1 group/class and will not mix with other groups. The children will stay with the same group of children until the social distancing restrictions are lifted.

Each group/class will have an assigned classroom space. Children are encouraged to maintain 3 feet of social distancing. The classroom will be arranged with "centers" for children. This model is to keep the children as safe as possible, and it limits the number of children and adults that everyone in that small group interacts with.

Cloth masks/face coverings are required for staff (exceptions are allowed for medical reasons).

Classroom Guidelines:

- Classroom will be rearranged to maintain social distancing (as much as feasible)
- Classroom furniture will be limited to ensure ample space is utilized
- Create “centers” so the children have mini centers for individuals and allow creativity and natural learning
- “Centers” have no obstructions of views for teacher
- Children’s individual bins will be labeled in hallway or proximity of classroom/cleaned daily
- Sensory tables and “high touch” materials will not be available until phase 4 per VDOE regulations
- All classroom materials will be sanitized as needed and at end of day
- Classroom furniture/shelves will be disinfected daily and as needed throughout the day
- All door handles, light switches will be cleaned periodically throughout the day

Other Guidelines:

- Chapel and Music will be each individual group
- Communicate with parents the importance of keeping children home when they are sick
- Staff need to observe children throughout the day looking for symptoms and communicate to administration if child exhibits symptoms of any kind
- Safety drills will be modified based on social distancing guidelines to ensure the safety of children and staff

If a child becomes sick at KOG:

Child will be brought to the office and placed on sick mat where they can be supervised.

Parent will be called immediately and required to pick up child. Parent will be required to wear a mask in the building. Once child/parent leaves, the office will be disinfected including all surfaces and areas.

CDC guidelines will be followed on “how to disinfect your facility if someone is sick”.

If a child/staff receives confirmed diagnosis of COVID-19

- Close off area
- Open doors and windows to increase air circulation
- Wait at least 24 hours before cleaning room to allow respiratory droplets to settle before cleaning
- Clean and disinfect all area that were affected
- If more than 7 days have passed since the person who is sick has been in the school, disinfection not necessary
- If COVID-19 is suspected, call DSS and VDH

Children/staff who are immunocompromised - the best way to prevent COVID-19 is to avoid being exposed to the virus. Including:

- Washing hands
- Practice social distancing
- Wear a mask
- Continue your regular treatment plan
- Discuss any concerns with your doctor or child's pediatrician

If someone is symptomatic during phase I, II or III:

- Notify the local health department and the licensing inspector and follow all recommendations if there is confirmation of a positive case of COVID-19. Keep a list of all individuals who may have encountered children if notifications are needed.

<http://www.vdh.virginia.gov/local-health-districts/>.

- If staff, children, parents, or family members develop COVID-19 symptoms, VDSS recommends that childcare programs follow the guidance of the CDC, VDH, federal and state officials.
- Staff or children with fever of 100.0 (child) staff (100.4 F) or higher, cough, or shortness of breath must be excluded from the school and isolated from others. Children with family members who are known to have COVID-19 should be excluded from the school.

In the event of a confirmed case COVID-19, Kids of Grace may need to close at least temporarily. This will be determined in consultation by local health officials. The following scenarios are in preparation for the mandates set forth by VDH, DSS, VDOE, State of VA in preparation of the reopening of schools for the fall of 2020

Phase I:

Kids of Grace will be closed. Virtual learning will be conducted/resume for the 4's and Kindergarten

Virtual Learning Guidelines are as follows:

- Virtual Learning options will be available based on the number of school days the children attend and the age of the children.

Kindergarten:

Daily circle time on Zoom or similar platform

Math lesson, science lesson, social studies lesson and reading lesson provided weekly - lessons will be available for families to view weekly

Every other week reading lessons will be conducted on Zoom/Technology platforms (teacher discretion) with child and teacher and assistant (one on one or within small groups)

Weekly handouts or activities to support lessons via email if applicable

Assistants responsibilities to be determined

Four Year Old's:

- Daily circle time
- Theme driven activities including all domains of learning on days of normal programming, utilizing Zoom or similar platform
- Every other week one on one or small group Zoom meeting, or similar platform, with child and teacher/assistant
- Assistants' responsibilities are to be determined

Two Year Old's and Three-Year Old's will not be provided with virtual learning

Phase II:

Kids of Grace will resume with the following guidelines:

Staff Training:

All staff will be trained on the following prior to returning to Kids of Grace:

- How to protect themselves from COVID-19
- Signs and symptoms of COVID-19
- Standard Operating Procedures associated with COVID-19 including, but not limited to; policies, procedures, and cleaning protocol, including Daily Health Observation

Arrival of staff:

Staff are required to wear cloth masks/face covering. Masks are available at school.

Phase III:

All practices are the same as Phase II, including but not limited to:

- Social distancing still in place
- Group size limit to 12 (including staff) for ages 4 and under
- Group size age 4 and above up to 22 (including staff) if social distancing guidelines can be maintained
- Groups may share same physical space if social distancing is in place and groups are not mixed
- Groups of children may play outside if groups do not mix
- Staff need to practice social distancing to the maximum extent while still meeting children's needs
- Social distancing is challenging- encourage small group play and keep groups consistently the same
- Arrange classrooms to create "play pods" to promote individual play
- The children's belongings are kept separated and individually labeled
- Outdoor play is encouraged as much as possible while adhering to guidelines
- Playgrounds must be cleaned AFTER each group

Phase IV:

TBD based on guidelines, mandates and regulations set forth by Governor of VA, CDC, VDSS, VDOE and VDH.

Kids of Grace will follow all mandates and regulations set forth by Governor of VA, CDC, VDSS, VDOE and VDH.

Websites for guidance:

<https://virginia.gov>

<https://www.cdc.gov>

<https://www.dss.virginia.gov>

<https://www.vdh.virginia.gov>

