



The Piecemakers News

Peninsula Piecemakers Quilt Guild

July 2015 Volume 29, Issue 7

www.ppqg.org

Challenge Results

First of all, everyone did a fantastic job! We can't thank you enough for participating and look forward to having them hung at Mid-Atlantic! I also want to state that we are only human and as some of you know, I made a couple of faux pas by forgetting to print out some statements and I want to apologize for that. With that being said, Crystalann and I went thru the numbers one more time after the meeting and we found that we had mis-counted and left someone out! We feel so bad for this mistake...that we are awarding 2 Second Place Winners! So they are as follows:

1st Place - Denise Vassar \$50

2nd Place - Karen Komatz &
Juanita Scriptor \$25 each

3rd Place - Donna Lambert \$20

Viewers Choice - Debra Stebbins \$50



Just A Reminder

We reserve the front row of seats for those with hearing disabilities and those with any other handicaps.

We appreciate your keeping this in mind during our business meetings.

Thanks
The Board



July Birthdays

Jan Kistler	7/1
Patricia Spayd	7/1
Bonnie Timm	7/1
Adora L. Williams	7/2
Nancy Alexander	7/5
Nancy Garnett	7/5
Edna Jackson	7/7
Brenda West	7/7
Joanna Jacoby	7/8
Willa Watson	7/10
Ellen McAuley	7/11
Samantha Ward	7/13
Susan Virden	7/14
Ruth Ritenour	7/14
LouAnn McManus	7/17
Jean Merriel Blount	7/18
Barbara Duval	7/19
Monika Chapman	7/21
Barbara Costen	7/21
Goldie Fields	7/22
Carolyn Evanoff	7/24
Kathi Pollard	7/24
Patricia Robbins	7/24
Mary Beth Hawks	7/28
Jan Kristler	7/29
Veralee Gillespie	7/29

New and Renewing Members

Shirley Nolan
Laura Jennison
Vicki Marsh
Linda Wood
Ellen McAuley
Ernestine Rowe



GUILD BOARD AND VOLUNTEERS

Board Members 2015-2016

President	Isobel Meekins	874-4750
Vice President	Jeanne Vault	685-5160
Executive Secretary	Norma Sims	596-0548
Executive Treasurer	Rhonda Gianturco	833-1677
Night Coordinator	Jeanne Surber	719-6676
Night Treasurer	Lorraine Meadows	868-4110
Night Secretary	Barbara Linde	867-7909
Day Coordinator	Linda Mitzel	851-7600
Day Treasurer	Gala Damato	872-6823
Day Secretary	Susan Waddles	886-0728

Volunteers 2015

Membership	Debbie Moore	874-4323
	Carol Pittman	877-7206
Newsletter	Donna D'Amelio	826-1031
Circulation	Debbie Moore	874-4323
Property Management	Natalie Hutchinson	867-6761
Sunshine	open	
Service Projects	Gala Damato	872-6823
Patriotic Service Quilts	Sherry Behun	850-2222
Challenge 2015	Yvette Cienski	234-0232
	Crystalann Duarte	887-8991
Webmistress	Donna D'Amelio	826-1031
Workshops	Sharon Ahmed and Joanne Paryz	969-1538 890-0946
E-tree	Donna D'Amelio	826-1031
Winter Mystery	Susan Virden	277-9343
Fall Festival	Susan Waddles	886-0728
2015 Symposium	Kitty Tully	851-8726
	Raquelle Hill	223-1232

Day Chapter

Day Monthly Minis	Susan Virden	277-9443
Day Block of the Month	Corrine Vance	234-3131
Day Hospitality	Pat Sappenfield Janice Ward	224-0427 877-3198
Day Programs	Debra Stebbins	369-4021
Day Parliamentarian	Pat Winters	877-8824
Day Historian	Georgene Huggett	868-9785
Day Librarian	Claire Arseneault	(603)978-3154

Night Chapter

Night Monthly Minis	Joy Duke	838-1043
	Nancy Garnett	838-1716
Night Greeter	Sandy Barnes	833-8233
Night Hospitality	Goldie Fields	766-8503
Night Parliamentarian	Susan Kopczyk	766-9294
Night Librarian	Norma Sims	596-0548
	Theresa Baker	851-4325
Night Historian	Linda Odell	869-6314
Night Programs	Kitty Tully	851-8726
Scrappy Therapy	Gail Lockheart	356-0830
Border Exchange	Janet Dyer	868-6247

Unless otherwise noted, area codes are 757

"The Piecemaker News" is
published monthly.
Please send news items, articles,
inquiries and advertisements to:

Donna D'Amelio

donnadamelio@verizon.net

Please note PPQG newsletter

in subject line of emails so

I don't delete it accidentally.

Articles and Ads for

August's Newsletter

are due by July 20.

Advertising Rates

(Payable in Advance)

Full Page - \$50

Half Page - \$25

Quarter Page - \$15

Business Card - \$5

Personal Classified - \$2.50

PPQG President's Message

I hope you all got to see the awesome display of PPQG Challenge quilts at the June guild meetings. In addition to being absolutely lovely, the quilts were a wonderful tribute to PPQG's 30th birthday. (If you couldn't make it to see the quilts in person, check out the pictures at our website: www.ppqg.org/showandtell.htm.) I congratulate all of those who entered and I hope the winners enjoy their prizes and custom ribbons made by Shirley Nolan. Thank you Yvette Cienski, Crystalann Duarte, and Gala Damato for putting the 2015 Challenge together and working hard to make it a success.

Isobel Meekins

National Speakers Coming Our Way

Pat Delaney (www.crabtreelane.com) of Crabtree Lane Studios, focuses on creating quilts and teaching these skills to other quilters. Her quilts have been displayed in regional and national shows, and she has won numerous awards and recognition for her work.

Night — 10 Nov. 2015 "Something New on Every Quilt"

Day — 13 Nov. 2015 "Thinking of Hue"

Workshops:

Thurs., 12 Nov. 2015

"Fills and Feathers"

Sat., 14 Nov. 2015

"Iced Blueberries"

Karen Combs' (www.karencombs.com) quilts are known for taking a traditional pattern and giving it her own unique "twist." Karen is intrigued with quilts of illusions and has been designing quilts with a 3D look for several years.

Night — 8 Mar. 2016 "Transparency"

Day — 11 Mar. 2016 "Quilts of Illusion"

Workshops:

Thurs., 10 Mar. 2016 "Christmas Cube"

Sat., 12 Mar. 2016 "More Patchwork Illusion"

Linda Hahn (www.froghollowdesigns.com) and her classes are fun and empowering as she has a way of taking a project that looks complex and breaking it down in such a way that's easy to understand. She is a National Quilting Assn. Certified Teacher and was 2009 NQA Certified Teacher of the Year.

Day — 9 Sep., 2016 "New York Beauty State of Mind"

Night — 13 Sep. 2016 "Stashbashers"

Workshops:

Sat., 10 Sep. 2016 "Buffalo Bubblegum"

Mon., 12 Sep 2016 "Junk to Jems"

Georgene Quilts

Edge to Edge or Custom
Professional Longarm Machine Quilting -- Hand or Computer Guided

Helping you finish your quilts is my pleasure.
I also --

- Make and sell quilts
- Teach longarm quilting, and
- Sell quilting machines -- see reverse

Georgene Huggett, Poquoson, VA
Ph: 757-868-9785 Cell/Text: 757-848-6540
Georgene@GeorgeneQuilts.com www.GeorgeneQuilts.com



APQS

American Professional Quilting Systems
**QUILT EASIER.
QUILT INSPIRED.**

Lifetime Warranty

- Learn to finish your own quilts
- Earn money quilting for others
- Give it a try; quilt along with me; no charge

Free Training with Machine Purchase, new or used

Your APQS Sales and Training Representative in Virginia
Georgene Huggett Ph: 757-868-9785 www.GeorgeneQuilts.com



PAID AD

Courtesy Ad

Free to good home - Very good condition
Solid maple quilting frame
Can accommodate a queen size quilt
Call for information, Kate Luke 757-788-1369

PPQG Day Chapter Minutes for June 2015

The Day Chapter meeting for June 12, 2015 was called to order at 10:00 a.m. by Day Coordinator Linda Mitzel. There were 74 members and four visitors in attendance at the meeting. The guests were Malcolm Cachie, Katie Smithers, Carol Vanderzee and Alice Wyvill. We also had one new member, Vicki Marsh.

A motion was made by Susan Virden and seconded by Loy Holt to approve the May minutes.

A motion was made by Trisha Lent and seconded by Kitty Tully to approve the treasurer's report. The report was approved for audit.

Announcements:

- Debra Stebbins—Programs-Please bring unwanted buttons to her for use when the guild plays Quilt-O. The August speaker will be Barbara Cline, she will hold a workshop after the meeting. There will be a sign up sheet for the workshop at the July meeting.
- Isobel Meekins—President-Thanked the outgoing board members for their service. If members have any suggestions for the new board, please tell any board member and they can pass it on at the monthly board meeting. Reminder, the deadline for the Newsletter is the 20th of each month. Joy Duke, one of our members published an article in a quilt magazine. Thanks were given to Crystalann Duarte, Yvette Cienski and Gala Damato for all their hard work on the 30X30 Challenge. She also reminded us that the next "Finish it up Friday" is scheduled for June 26th from 10-3. The cost is \$5.00, and they are making a small purse.
- Yvette Cienski—Presented our outgoing President, Trisha Lent with a stack of 30's fabric quilt blocks, made by guild members, thanking her for her service as our Guild President.
- Pat McGough—Honor Quilts-Has four quilts that need quilting.
- Gala-Honor Quilts—Gala told us about the presentation of the Honor quilts at Walter Reed last month. At this time, the guild has presented 954 quilts to military men and women who have been affected by their military service.
- Jeanne Vault—Vice President-A flyer is available at the reception table reminding members of National speakers that are coming to PP's in the future. Pat Delaney in November 2015, Karen Combs in March 2016 and Linda Hahn in September 2016.
- Carol Pittman—Membership-If you have paid your dues and have not picked up your (pink) membership nametag see her or Debbie at one of the meetings.
- Workshops—Kathy DeCarlo-The next workshop "circles" is next Wednesday. This will be the last workshop until September.
- Monthly Mini's—Susan Virden-Were donated by Trisha Lent (table runner), and Juanita Scriptor (design board).
- Service—Gala Damato- The hospitals are requesting larger quilts (24x36) with brighter/happier fabrics for the infants in the hospital. Please check on the PPQG web site for the suggested sizes of the requested quilts.
- Carol Richardson's updated contact info listed in the 2015 Roster Addendum is: Carol Richardson, (757) 877-0836.
- Block of the month—Tony Wood. BOM's are available for \$2.00 each. Corrine Vance has volunteered to help Tony with her BOM's. Thank you, Corrine.
- Birthdays for the month were acknowledged and fat quarters were distributed.
- Monthly Mini winners today were LouAnn McManus and Sandy Jenkins.
- Block of the month winner was Jean Vault.
- Door Prizes were drawn.
- Members displayed their quilts for Show and Tell.
- Today's Program—the 2015 Challenge Quilts. Members viewed and voted on the winner of the 2015 Challenge, "30 X 30's Quilt". Each member was provided with a button (best of show) and three beads (1st, 2nd and 3rd place) to vote for the winners. The winners of the 2015 Challenge were: Viewers Choice, Debra Stebbins \$50.00; 1st Prize Denise Vassar \$50.00; Second Prize Karen Komatz and Juanita Scriptor \$25.00 each; third prize Donna Lambert \$20.00. The gifts were a choice between a gift certificate from Keepsake Quilting, Craftsy, Connecting Threads or cash. Beautiful ribbons were presented to the winners; they were made by Crystalann's mother, Shirley.
- The meeting was adjourned at 11:30

Respectfully submitted,
Susan Waddles, Day Secretary

Day Chapter Speaker for July is Angelia Armstrong.

She will discuss surface design on fabrics using various techniques and have a trunk show of her hand printed/dyed fabrics.

PPQG Night Chapter Minutes for June, 2015

The Night Chapter meeting for June 9, 2015 was called to order at 7:00 P.M. by Night Coordinator, Jeanne Surber.

There were 64 members and 2 guests in attendance at the meeting. The guests were Linda Wood from Chesapeake/Western Branch and Becky from Gloucester.

A motion was made by Lois Bates and seconded by Carol Richardson to approve the May minutes. The minutes were unanimously approved.

Motion to accept the treasurer's report in the May newsletter was made by Kitty Tully and seconded by Linda Tyler. The report was approved for audit. The report was unanimously approved for audit.

The June birthdays were acknowledged and fat quarters were distributed.

Announcements

- **From the President** — Isobel Meekins (recycled president) thanked the outgoing board members for all they did. The board members are all open to suggestions, so please talk to them. Newsletter deadline is always the 20th of the month. Donna D'Amelio is the editor. Contact her if you have anything for the newsletter. Congratulations to Joy Duke, who just published an article, "Grab That Freezer Paper," in the online June issue of *Quilt Pattern Magazine*. Thanks to the Challenge Committee, especially Crystalann Duarte, Yvette Cienski, and Gala Damato.
- **Raffle Quilt** — Allison Twilley announced that Jeanne Harrison, a new member who joined last month, has volunteered to quilt the raffle quilt.
- **Symposium** — Kitty Tully, co-chair, announced that the committee will meet on Wednesday, June 10 at 6:30 P.M. at the Hilton Baptist Church. Raquelle Hill, chair, will attend by phone or Skype.
- **Workshops** — Jeanne Vaul reminded us that several national speakers will be coming our way in 2015 and 2016. She invited us to take a flyer to get more information.
- **Honor Quilts** — Sherry Behun and Gala Damato took 20 quilts to Walter Reed Rehab Center. The Marines chose their own quilts. Sherry has photos on her iPad, and will gladly show them. A colonel accepted a signature quilt; it's the first donation he has ever accepted, and he served 3 tours in Afghanistan. Sherry has two quilts that need to be quilted. Sherry thanked Gala for her help. One member asked about sizes. Sherry is accepting lap size to twin.
- **Service Projects** — Gala Damato gave out more quilts to CHKD. They are accepting comfort quilts for the NICU unit, and would appreciate some bereavement quilts. Gala is looking for a helper. Christy Stafford, the NICU nurse, is glad to give tours and show us where our quilts are going. There was a question about the sizes for comfort quilts for babies that go home but don't have a good prognosis. Gala said they should be 24 to 36 inches and can be made with brighter and happier fabrics.
- **Monthly Mini** — Joy Duke thanked the donors, Barbara Linde (bead box) and Denise Vassar (2 tissue box covers). Joy asked for donations for August onward. She let us know that Nancy Garnett has one foot in a cast and is not able to attend meetings right now. Joy had a card for us to sign.
- **2015 Challenge** — Crystalann Duarte and Yvette Cienski complimented everyone for their efforts and talent. Crystalann explained the voting rules: every member can vote once—either Tuesday night or Friday morning. Each member will get a little bag with three beads and a button. (Thanks to Yvette's daughters for filling the bags.) The button is for Viewer's Choice. The beads are for first, second, and third place awards. The winners will get a gift. Yvette and Crystalann said they would transport quilts from the Tuesday to the Friday meeting if anyone needs that done. Carol Richardson asked if the quilt had to be at both meetings. Yvette and Crystalann said they didn't have that rule, but if someone really wanted to win, she would have brought the quilt for both meetings. They will accept quilts on Friday. They would like the quilts to be available for the Mid Atlantic Quilt Show in February, as the Guild already has a space at the show for the display. Yvette asked us to return the bags to her so she can refill them. The winners will be announced at the meeting on Friday, but they don't have to be present to win. Yvette and Crystalann will hold onto quilts that can't be picked up on Friday. There was some discussion about the procedures for tallying the votes. Sandy Curran asked about the counting procedure. Yvette and Crystalann will count the number of beads in each bag first, and then buttons. The quilt with the most buttons wins Viewer's Choice. The quilt with the most bead wins first place. Some members don't understand the difference between Viewer's Choice and First Place. Crystalann said they thought Viewer's Choice was better to say than Best of Show. Viewer's Choice is "what grabs you," and might not necessarily reflect the best use of color, techniques, etc.
- **Break** — Jeanne announced a break from 7:30-8:00 P.M. Members voted for their favorite Challenge quilts during the break.
- **Reconvene** — Jeanne reconvened the meeting at 8:00 P.M.

Additional Announcements

- **Quilt-o Box** — Debra Stebbins requested buttons for the Quilt-o button box collection.
- **Program** — The program was the display of the Challenge Quilts.
- **Show and Tell** — 13 members showed their quilts.
- **Monthly Mini** — Monthly Mini winners were Yvette Cienski, Linda O'Dell, and Barbara Linde. We made \$41.00
- **Door Prizes** — Door prizes were drawn.
- **Set Up** — Jeanne will need help to set up tables and chairs at 6:00 P.M. Volunteers can just show up.
- **Adjourn** — After door prizes, the meeting was adjourned at 8:18 P. M.

Respectfully submitted,
Barbara Linde, Night Secretary

Night Chapter Speaker for July is Evelyn Townsend.

She will be speaking on embellishment, accompanied by a trunk show.

JUNE 2015 MEMBERSHIP ADDENDUM

1228	Shirley	Nolan	(757) 887-8991	9/30	Cduarte7@hotmail.com	332 Hughes Dr	Newport News	VA	23608
1110	Laura	Jennison	(757)483-1858	7/29	Ljennison1@verizon.net	3217 Dogwood Dr.	Portsmouth	VA	23703
1398	Vicki	Marsh	(757)877-6182	6/2	vpricemarsh@verizon.net	178 Abbey Ct	Newport News	VA	23602
1397	Linda	Wood	(757)439-3153	2/6	lindasquiltingstudio@cox.net	2929 Prince of Wales Dr.	Chesapeake	VA	23321
1395	Ellen	McAuley	(970)631-6763	7/11	ellenmac56@aol.com	215 Wells Rd	Newport News	VA	23602

Service Project Update

We received a thank you note from CHKD for the 30 small quilts we gave them in May. The note from the NICU Family Advisory Council thanked us for donating the beautiful handmade quilts for babies in CHKD NICU. The note said our time and dedication is very much appreciated. Ellen Wood, Joan Cochran, and Pat Winters have asked to help with Service Projects. We will meet as a group and before the end of the year will present some choices for service projects for PPQG members in 2016.

In June we received 3 small quilts for CHKD NICU, 6 bereavement quilts, 3 quilts and 1 wall hanging for NATASHA House. Thank you to all the members that so generously support our Service Projects. 3 quilts were given to NATASHA House on June 19th.

For the rest of 2015, we will continue to support CHKD NICU and Portsmouth Naval Hospital. CHKD has asked for small comfort quilts that will go home with children that don't have the best prognosis and children that graduate from their NICU program. You can use brighter and happier fabric for these quilts. The quilts can be between 26 and 36 inches. Portsmouth has asked for bereavement quilts to be 22 to 24 inches square now. Currently the only need at NATASHA House is for 2 bunk bed quilts approximately 60 x 85. If you have any questions, contact me at 872-6823 or gala.damato@gmail.com.

Day Chapter Workshop and Speaker for August

Our speaker and workshop in August will be Barbara H. Cline. She will give



a trunk show and then after that teach a half day workshop. The supply list can be downloaded from the website at www.ppqg.org/classes.htm. The cost of the class will be \$30. The location will be following the guild meeting, right there in that very room starting at 12:30. Interested people can contact me at dgstebbins@gmail.com to sign up or at the upcoming guild meetings in July. Barb's website is <http://www.delightfulpiecing.com/> and her blog is <http://quiltingal.blogspot.com/> if anyone wants to check her out.

Night Chapter Speaker for July Evelyn Townsend

I was born in Maine and lived there until my mid thirties. At that time, my husband and I and our two children moved to upstate New York where we lived for eight years, before moving to Richmond in 1996. We have been here ever since. My profession was banking which I did for most all my life.

I started quilting in the early 1980's having been a sewer since I was about the age of twelve. Beginning in the early 1990's I started making quilts on commission. In 2008, I purchased a longarm quilting machine which I kept for about five years. I have since sold that and now I quilt using a Babylock Tiara which is a table model for all my quilts.

Having retired from banking at the beginning of 2014, I quilt now for pleasure and enjoy teaching and lecturing occasionally. My quilts have been shown in national quilt shows such as Paducah and Houston as well as locally with the Richmond Quilt Guild and the State Fair of Virginia. Most of my quilts involve some method of embellishment, mostly fabric painting and the use of decorative threads. I design all my quilts using Electric Quilt software.

Evelyn Townsend

Day Chapter Block of the Month Tips

This past month, Corrine added some tips in the BOM instructions and we were asked to put some in the newsletter. We've even heard from some people that they haven't attempted BOM due to difficulties getting a 1/4" seam, so this first tip pertains to sewing that perfect seam. If you go to www.learnhowtoquilt.com you will find a series of tutorials under "Beginner Basics" that provide both instructions and tips. Some were things I've heard in the past, and maybe even wrote down, but had forgotten.

Our next tip pertains to sewing four-patch units and having them lie flatter. After the four pieces have been sewn together, but BEFORE you press, pick apart the few stitches in the seam allowance on both sides so that they are free to move. Then, when pressing them, press so that the seams all lie in a circular direction.


As we give more tips in our BOM instructions, we'll be sure to include them here in the newsletter. See the next page of this newsletter for the BOM instruction sheet for completing the block for June.

Toni Wood

BLOCK OF THE MONTH for JUNE 2015 ...

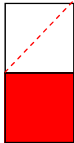
12" RIBBON STAR


Your kit should contain: ONE blue 4½" square, EIGHT blue 2½" squares, SIXTEEN white 2½" squares, FOUR gold 2½"x4½" rectangles, and FOUR red 2½"x4½" rectangles. PLEASE STRIVE VERY HARD FOR AN ACCURATE 1/4" SEAM ALLOWANCE ... If you find you are having difficulty getting the 1/4" seam, www.learnhowtoquilt.com has good videos, as both a refresher and some good tips. We all know how frustrating it can be to have a block not come out the way you had hoped!

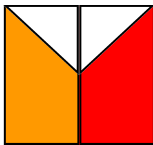


1. Make the corner four patch units. Seam eight small blue squares to eight white squares in pairs. **PRESS** toward blue. Now seam each of these pairs into a four-patch. Press. Or use **PIECING TIP #1**.

2. Make the ribbon units. On the remaining eight white squares, lightly draw a diagonal on the wrong side of the fabric.

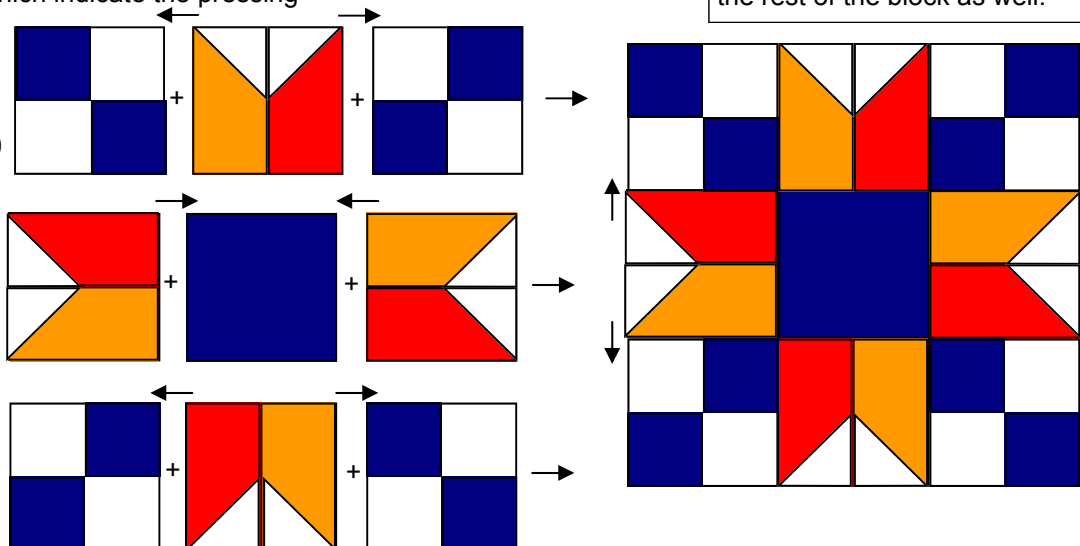
3. Find the four RED rectangles. Place a white square, wrong sides together, at the top end of each rectangle. Align the diagonal so that it looks like the picture. Stitch along the drawn line. Press toward the RED. THEN trim out the fabric triangles beneath.
 

4. Find the four GOLD rectangles. Place a white square, wrong sides together, at the top end of each rectangle. Align the diagonal so that it looks like the picture. Stitch along the drawn line. Press toward the WHITE. THEN trim out the fabric triangles beneath.
 

5. Place one gold unit on top of one red unit so that the resulting seam will enable the unit to look like the picture of the quilt block. See **PIECING TIP #2**. Also **PIECING TIP #3**. Press toward gold.
 

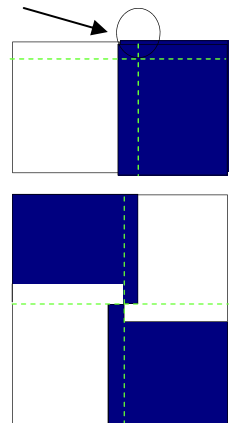
6. Now, time to assemble as a gigantic 9 patch. Follow the arrows which indicate the pressing direction.

7. Questions or problems? Call Toni Wood 757 439 5990 or Corrine Vance 757 234 3131.



PIECING TIP #1. In order to make your four-patch lie flatter, pick apart the few stitches in the seam allowance on BOTH SIDES so that they are free to move. Then, when pressing them, press so that the seams all lie in a circular direction (the two new edges will press toward white) so that there is a spiral in the center. See diagrams to the right.

Pick out these few stitches on both sides (stitching shown in green for clarity).



NOW press so that the center forms a spiral on the reverse ... see how flat it lies!

PIECING TIP #2. If you pressed the seams as indicated, one toward the white and one away from the white, the two seams will "nest" together when stitched, and the resulting point will be nice and sharp.

PIECING TIP #3. Start the stitching of this seam from the top (white) edge of the seam. If they are not exactly the same size, the difference will end up at the bottom, which you can then "fudge" when you attach that to another unit. The outside edge of the block will remain true, which is important in trying to keep those points ¼" from the outside edge of the block. Use this technique in assembling the rest of the block as well.

Peninsula Piecemakers Quilt Guild Treasurer's Report June 2015

Jun 2015

CHAPTER ACCOUNTS	DAY CHAPTER	DAY YTD TOTALS	DAY BUDGET
Chapter Beginning Balance	\$1,984.27	\$505.77	
Income:			
Block of the Month	80.00	434.00	950.00
Executive Transfer	-	1,925.00	1,925.00
Miscellaneous	-	15.00	25.00
Monthly Mini	89.00	379.00	700.00
Programs	-	-	-
Total Income:	\$169.00	\$2,753.00	\$3,600.00
Expenses:			
Block of the Month	-	459.46	950.00
Door Prizes/B'day Ft Qtrs	31.48	345.95	500.00
Historian	-	-	-
Miscellaneous	-	-	150.00
Programs	-	331.57	2,000.00
Total Expenses:	\$31.48	\$1,136.98	\$3,600.00
Chapter Ending Balance	\$2,121.79	\$2,121.79	

NIGHT CHAPTER	NIGHT YTD TOTALS	NIGHT BUDGET
\$1,058.74	\$591.05	
-	-	550.00
-	2,225.00	2,225.00
-	10.75	25.00
41.00	185.00	400.00
-	400.00	-
\$41.00	\$2,820.75	\$3,200.00
-	-	550.00
438.54	566.50	500.00
-	-	-
-	-	150.00
-	2,184.10	2,000.00
\$438.54	\$2,750.60	\$3,200.00
\$661.20	\$661.20	

EXECUTIVE ACCOUNT	EXEC TOTALS	EXEC YTD TOTALS	EXEC BUDGET
Executive Beginning Balance	\$11,505.14	\$15,257.76	
Exec Income:			
Advertising	10.00	10.00	150.00
Challenge	-	-	-
Community Service	-	-	400.00
Guild Programs/Workshops	40.00	400.00	1,000.00
Library	-	-	50.00
Local Workshops	30.00	315.00	1,000.00
Membership	125.00	2,750.00	5,800.00
Miscellaneous	-	783.73	145.00
Mystery	-	-	-
PPQG Honor Quilts	-	232.00	**
Quilt Show/Symposium	-	-	**
Raffle Quilt	-	-	1,500.00
Sales	-	80.00	100.00
UFO	-	-	-
Total Executive Income	\$205.00	\$4,570.73	\$10,145.00
Exec Expense:			
Challenge	170.00	185.88	-
Community Service	-	79.99	25.00
Facilities	-	250.00	750.00
Guild Programs/Workshops	-	400.00	1,600.00
Library	-	-	100.00
Local Workshops	50.00	290.00	400.00
Membership	-	175.18	200.00
Miscellaneous	-	2,041.42	100.00
Mystery	-	-	160.00
Newsletter/website	-	-	200.00
PO Box Rental	-	-	128.00
PPQG Honor Quilts	-	339.76	**
Quilt Organization Memberships	-	-	120.00
Quilt Show/Symposium	-	-	**
Raffle Quilt	-	-	150.00
Storage Unit	-	-	1,512.00
Sales	-	426.12	550.00
UFO	-	-	-
Transfer to Day/Night	-	4,150.00	4,150.00
Total Executive Expense	\$220.00	\$8,338.35	\$10,145.00
Executive Ending Balance	\$11,490.14	\$11,490.14	

**As of 16 June 2015, \$5,173.21 belongs to Show/Symposium and \$151.30 belongs to Patriotic Service Quilts, of the \$11,490.14 in the Executive Account. These monies are to be used specifically for these activities.
Respectfully submitted by Rhonda Gianturco, Executive Treasurer.

The Piecemakers News
Peninsula Piecemakers Quilt Guild
P.O. Box 1295
Newport News, VA 23601-0295