

Dear Rainbow Parents

I hope you are all keeping safe and well.

I've updated my webpage with this week's work . And past work is still available to you at the bottom of the page in case you want to revisit or complete any activities you were working on.

I would like to commend you all for your great work you really are wonderful parents . I do understand the Immense stresses and strain you must all be under Taking the best care of our most vulnerable and special children. Most parents are in survival mode trying to get through the day in one piece physically and mentally. So I'll be updating my home school work page each week but please refer to this as a support and guide only - a way to give some of the structure and routine of the Rainbow class to your home school day. It is not meant to ever add to your stress or anxiety. if you feel up to trying some of the work-that's great. If you don't try again another day. The most important thing is that you take care and stay safe.

I would love to see how you've been getting on

Please send any photos you have to me on kao2411@yahoo.co.uk

So that I can upload on the webpage and that the Other children can see their classmates.

Best wishes
kathleen

CIRCLE TIME/GROUP WORK.

<https://youtu.be/HvtZFnlLvm>

After small break and toileting we continue with our curriculum activities. Here are some curricular based activities linked to my teacher plans.

**This week we will explore spring and
the flowers that grow.**



Song of the week: over in the meadow
<https://youtu.be/C6ljGXMMB-g>

Story of the week This weeks story is The Tiny Seed by Eric Carle. In the picture below you will find the sensory objects suggested to use at different parts of the story. If you allow your child to explore the props, smells and tastes in order to give the story more meaning. I have also included a YouTube video of the story in case you prefer to listen while you interact with the props instead of reading it.

Adapted from Eric Carle's—The Tiny Seed

The Tiny Seed

Story	Actions	Resources
The wind blows seeds far across the land.	Blow the windmill or make wind using the fans. Play the wind sound	Fan (battery operated or handheld) / Windmill Wind sounds
One seed flies too high and the sun's hot rays burn it up. It doesn't grow.	Feel the hot water bottle Shake head at 'it doesn't grow'	Hot water bottle (caution and safety)
One seed lands on an icy mountain. It doesn't grow.	Feel the cold pack, or ice. Shake head.	Ice block, cold pack.
One seed falls into the ocean. It doesn't grow.	Feel water in tub. Play ocean sound. Shake head.	Water in tub. Ocean sound.
One seed lands on the hot, dry desert sand. It doesn't grow.	Feel the dry sand. Shake head.	Sand in tub.
One seed is eaten by a bird. It doesn't grow.	Feel the feathers / toy. Play bird sound. Shake head.	Feathers, toy / puppet bird. Bird sound.
One seed is taken by a grey mouse. It doesn't grow.	Feel the grey mouse. Play mouse sound. Shake head.	Grey soft material or toy / puppet mouse. Mouse sound.
Now it is Spring. The weather is warm, the sun shines and rain falls.	Shine the torch light. Pour the water into the tub. Play rain sound.	Torch light Watering can. Bottle with holes in lid. Rain sound
The tiny seed grows green leaves and a big beautiful flower.	Smell the flower. Feel the green leaves.	Real flower, or a fake flower that has been sprayed with perfume. Green material or leaves

Literacy Activity - After reading the sensory story use a potato and paint to make a flower from the story. If appropriate label the parts of the flower or get your child to point to the petal, stem and leaf.




Numeracy activities - Colours

https://youtu.be/9Dczg71L_vk

Sing along to the colour song in the video. Experiment with colour mixing. What colours can you make?

Try some colour mixing messy handprints. Example in picture below.



Items you will need for our science activity are:

Bean seeds

Paper towel

Resealable food / sandwich bag

Sellotape



<https://youtu.be/uH4clRwx3zE>









Animals and their young

https://youtu.be/VoSrZ_I8eQ

Baby animals - Listen to the song above about **animals** and their young. Complete matching game from Twinkl. See picture below or search on Twinkl site 'Mothers and their young'

Mothers and Their Young

Cut out the pictures of the young animals and stick them next to their correct mothers.

goose		<input type="checkbox"/>	<input type="checkbox"/>		cow
sheep		<input type="checkbox"/>	<input type="checkbox"/>		pig
goat		<input type="checkbox"/>	<input type="checkbox"/>		horse
duck		<input type="checkbox"/>	<input type="checkbox"/>		chicken

 kid	 duckling	 gosling	 lamb
 foal	 piglet	 calf	 chick

Art - Use the end of a plastic bottle and some paint to create some spring flowers. Add buttons or pom poms for the middle of the flowers and use a green marker to draw leaves and stems.



Sensory Time



Sensory bottle - Create a spring flower sensory bottle. Add real flowers, water, glitter, jewels or whatever you have to hand to create a simple sensory bottle. Make sure to secure the lid in place with tape (duct tape or insulating tape is perfect for this). Simple but effective! :)

Sphe: a lot of the Rainbow class day is spent on sphe work (social, personal and health education)

Rainbow pupils enjoy tacpac (communication through touch and music) sessions daily. We also work with my own interpretation of tac pac through themes eg. Spring tacpac copy below. This might be something you could enjoy with your child creating a calming relaxed sensory experience for them.

**Free Sensory Tac Pac offered by the Tac
Pac Team**

If you would like to use this set for free, go to <https://tacpac.co.uk/product/set-5> - at the checkout add the code **8Q7A3TXS**

Once done, go to www.facebook.com/TacpacLtd to watch the short help videos designed especially for parents

Why not visit the zoo from your living room!

https://www.zoo.org.au/animal-house?fbclid=IwAR3ETo2fWBP1eir3ua2VI_c78-6GJaECC4guvR9XOt6hr8v2z59dmH0E_RA


Fancy a trip to the theatre? The National theatre is showing a free show every Thursday!

https://www.timeout.com/london/news/the-national-theatre-is-going-to-stream-a-free-play-every-thursday-night-032620?utm_medium=Social&utm_source=Facebook&cid=%7Elondon%7Enatsoc%7Efacebook%

[7Eechobox&fbclid=IwAR3_LrLNrlpWjuqMdJ_OsR9dmi7RllyyQY8h91ijE5q8Yhgkfk_2Q9DSgC0Zc#Echobox=1585229560](https://www.facebook.com/7Eechobox&fbclid=IwAR3_LrLNrlpWjuqMdJ_OsR9dmi7RllyyQY8h91ijE5q8Yhgkfk_2Q9DSgC0Zc#Echobox=1585229560)

Scarf activities - Try some scarf activities with your child to build motor skills. Explore these games with your child...

- Practice moving and waving the scarf. Can you move it high? Low? Slow? Fast?
- Tossing activities - Can you toss the scarf over your head and watch or track it as it floats to the ground?



COOKERY

a alamy stock photo

A0DH38
www.alamy.com

Fruit Flower Pot Snack



RE: This week for my class focus I have chosen to focus on the **Parable of the Sower**. Please watch and listen to the story below.

I have included a picture of a sensory piece of art that could be completed after listening to the story.

<https://youtu.be/2nhuf9jKQMU>