



Purchase Partnership Flood Mitigation Program



Water-Inflated Dams

1-800-245-0199

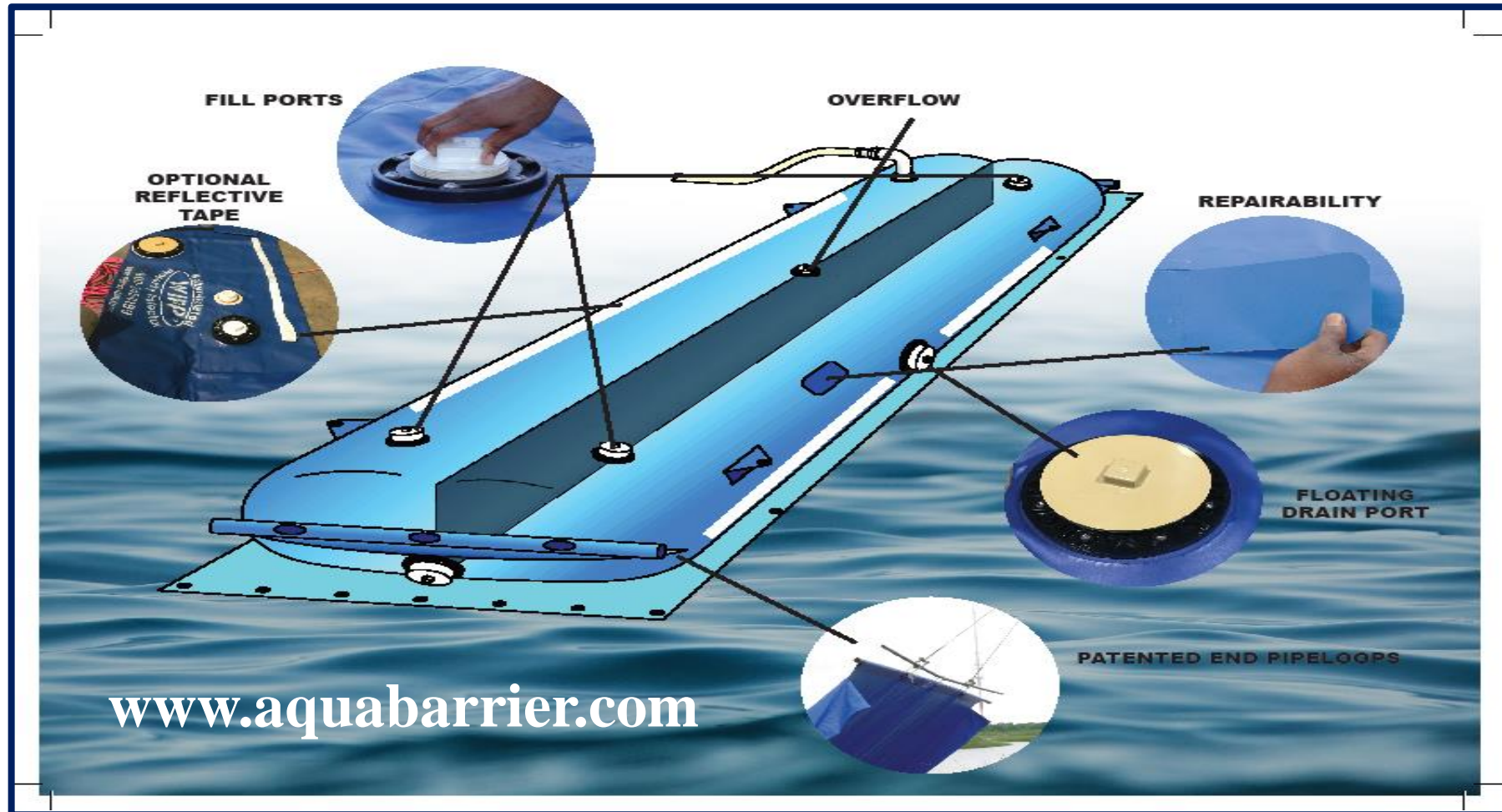
THE AQUA-BARRIER® DIFFERENCE

You can depend on our 20+ years of experience in water management !

- Unique Inner Restraint Baffle provides stability
- Installs 3 – 5 times faster than conventional cofferdam methods
- Patented Lifting Loops and floatable industrial grade fittings make Aqua-Barrier the most user-friendly water fill dam on the market
- Scrim reinforced PVC makes Aqua-Barrier a durable product that can be reused 15-20 times
- Optional outer protective membrane
- Compact for storage and transportation

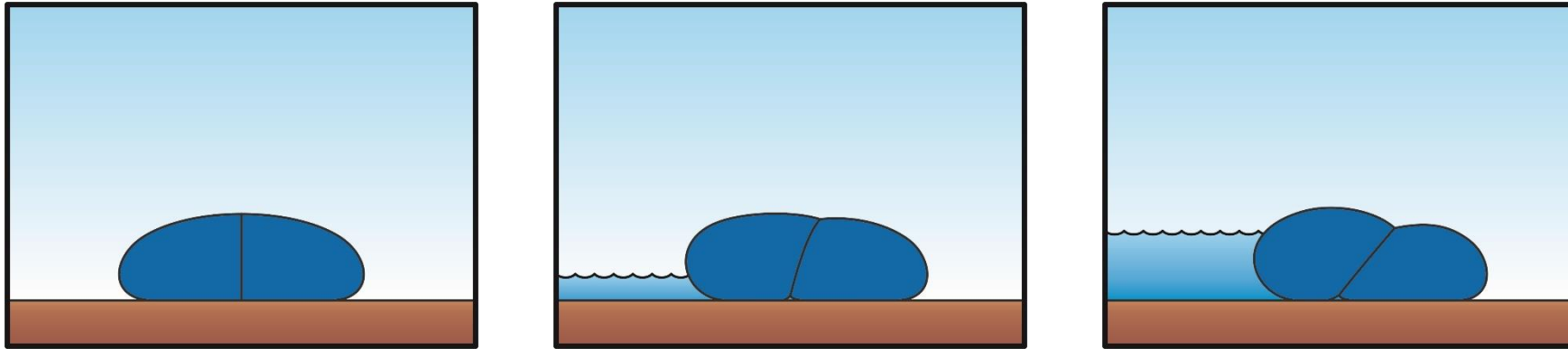
AQUA-BARRIER®

UNIQUE ACCESSORIES



AQUA-BARRIER®

INTERNAL BAFFLE PREVENTS ROLLING



Unlike other inflatable systems our unique single tube design eliminates the need for external components to achieve stability

STATE OF THE ART PLASTIC WELDING EQUIPMENT

WE PRODUCE THE HIGHEST QUALITY WATER INFLATED DAMS IN THE INDUSTRY



IN-FIELD REPAIRABLE – WET OR DRY

AQUA-BARRIER® COME WITH AN EASY TO USE REPAIR KIT FOR MAKING REPAIRS

Infield repair process




APPLY GLUE



APPLY PATCH



EZ ROLLER



OUTER PROTECTIVE MEMBRANE MINIMIZES DAMAGE FROM FLOATING DEBRIS



AQUA-BARRIER®

STANDARD HEIGHTS AND DIMENSIONS

MAX WATER CONTROL IN FEET	BARRIER HEIGHT IN FEET	BARRIER WIDTH IN FEET	EMPTY WEIGHT PER LINEAR FOOT	GALLONS PER LINEAR FOOT	OVERLAP LENGTH FEET
1.50	2	4.50	2.97	56	3
2.25	3	6.75	4.60	131	4.5
3.00	4	9.00	5.76	225	6
3.75	5	11.25	8.32	352	7.5
4.50	6	13.50	10.40	506	9
6.00	8	18.00	13.64	901	12

SAVE TIME AND LABOR

THE CONVENTIONAL METHOD OF USING SAND BAGS IS LABOR AND TIME INTENSIVE



BUILDING A SAND BAG WALL TAKES TIME



AQUA-BARRIER®

RAPID INSTALLATION AND REMOVAL



**With the unit in place,
the water does
the work**



**When done, simply roll up
the unit for storage**

AQUA-BARRIER®

INFLATES QUICKLY WHILE USING LITTLE MANPOWER



USE ANY AVAILABLE
WATER SOURCE

INFLATE AQUA-BARRIER® FROM A FIRE HYDRANT



3ft x 50ft inflated in 15 minutes

INFLATE **AQUA-BARRIER®** FROM ANY BODY OF WATER



LIGHTWEIGHT AND
COMPACT IN STORAGE

AQUA-BARRIER® REQUIRES MINIMAL SPACE FOR STORAGE

AQUA-BARRIER® vs. SANDBAGS

Weight/Storage Requirements Comparison

AQUA-BARRIER® System (100-ft long)				Sandbags (100-ft long wall)			
Height (ft)	Weight prior to inflation (lbs)	Storage Requirements (ft long x ft wide x ft high)	Storage Requirements (cubic yds)	Height (ft)	Number*	Weight (lbs)**	Storage Requirements (cubic yds)***
2	188	3 x 1.25 x 1.25	1.6	2	1,800	90,000	90
3	270	4 x 1.5 x 1.5	3	3	3,450	172,500	172.5
4	392	4.5 x 2 x 2	6	4	5,600	280,000	280
5	930	5 x 2.5 x 2.5	10.4	5	8,250	412,500	412.5
6	1,098	5.5 x 3 x 3	16.5	6	12,350	617,500	617.5
7	1,227	6 x 3.5 x 3.5	24.5	7	18,500	925,000	925
8	1,620	6.5 x 4 x 4	34.7	8	27,750	1,387,500	1,387.5

Based on a filled size of 27 in long x 15 in wide x 6 in high.

Based on 50 lbs per bag.

Based on 20 bags per cubic yard.

8FT HIGH X 100FT LONG **AQUA-BARRIER®** ROLLS FOR COMPACT STORAGE



JOB SITE EXAMPLES

RIG PROTECTION

WHC Pipeline-Kenner, LA



HORIZONTAL DRILL

Sheehan Pipeline-Mulberry, IL



INDUSTRIAL PLANTS



MANUFACTURING FACILITIES



PROTECTING HIGHWAYS



PROTECTING ROADWAYS



PARTNERSHIP

Ongoing Support

- We are a service oriented company. You can reach us 24:7 by phone or email for consultation and assistance.
- We provide free site evaluation services by phone.
- We also offer onsite advisory services (appointments required and fees may vary).
- In-house or onsite repairs services are available (appointments required and fees may vary).



HSI Services, Inc.

TEAM MEMBERS

800/245-0199

www.aquabarrier.com

Darren Miller, President

cell: 281/728-6705

darren@aquabarrier.com

Kerri Navarro, Operations Manager

phone: 936/372-1222

kerri@aquabarrier.com

Dena McMillian, Business Development

cell: 281/797-5927

dena@aquabarrier.com

Kathy Sullivan, Sales

cell: 281/627-8792

kathy@aquabarrier.com

Cody Grimes, Project Coordinator

cell: 281/744-7037

cody@aquabarrier.com