

VENT-FREE GAS LOGS

Superior
FIREPLACES®
Our name is our promise.



SUPERIOR GAS LOGS elevate the traditional log and fire presentation to a much higher level. The combination of authentic looking hand-painted logs with a massive fire and ember bed allows you to have it all. Elegant design, versatility, quality construction, beauty and warmth—a perfect fit for every home.



VENT-FREE GAS LOGS

GLOW-RAMP Series 4-5



- Glowing Middle Log & Ember Bed
- 1 Concrete & 1 Ceramic Fiber Log Sets
- Millivolt, Variable & Electronic Controls

TRIPLE-FLAME Series 10-11



- Deep Flame Pattern & Glowing Embers
- 2 Concrete & 1 Ceramic Fiber Log Sets
- Millivolt, Variable & Electronic Controls

MEGA-FLAME Series 6-7



- Massive Logs, Flames & Glowing Embers
- 2 Concrete Log Sets
- Millivolt, Variable & Electronic Controls

DOUBLE-FLAME Series 12-13



- Dancing Yellow Flames
- 2 Concrete & 2 Ceramic Fiber Log Sets
- Manual & Millivolt Controls

MEGA-FLAME Outdoor 8-9



- Stainless Steel Burner & Grate
- 2 Concrete Log Sets
- Millivolt & Electronic Controls

MULTI-SIDED Series14



- Perfect for Multiple-Opening Fireplaces
- 1 Ceramic Fiber Log Set
- Millivolt Control

Things to Consider When Selecting Your Superior Vent-Free Gas Logs

Superior offers an extensive line of vent-free gas log sets in a variety of styles and sizes. Use the guidelines below to help you choose your great-looking set of Superior gas logs.

VENT-FREE OR VENTED APPLICATIONS

- Vent-Free Gas Log Sets can be installed in any certified vented fireplace or any ANSI Z21.11 certified vent-free universal firebox
- Vent-Free Gas Log Sets with Manual, Millivolt or Variable Controls are also listed to the ANSI Z21.60 Vented Log Decorative Standard, which requires the GA6080 damper clamp accessory

SAFE, CLEAN AND EFFICIENT OPERATION

- Clean and reliable heat without the worry and inefficiency of vented gas logs or burning wood
- Dual purpose Oxygen Depletion Sensing (ODS) safety pilot system protects against oxygen depletion and any interruption in the fuel supply
- Vent-Free Gas Log Heaters are designed and certified by PFS Corp. and meet or exceed all regulations and safety performance standards
- Meet or exceed nationally recognized standards/guidelines for indoor air quality

VARIETY OF CONTROLS TO CHOOSE FROM

Available control types vary depending on the Vent-Free Gas Log Series you choose.

Manually Controlled Models

- Continuous ODS safety pilot with matchless push-button ignition
- Manual on-off and variable high-low flame height control

Millivolt Controlled Models

- Continuous ODS safety pilot with matchless push-button ignition
- Manual on-off and variable high-low flame height control
- Remote control ready to accept a variety of optional hand-held remote and wall controls

Variable Controlled Models

- Continuous ODS safety pilot with matchless push-button ignition
- Manual on-off and variable high-low flame height control
- Includes remote control with digital display, manual or thermostatic modes and 5 flame height settings

Electronic Ignition Controlled Models

- Fuel saving electronic intermittent ODS safety pilot with battery back-up
- Manual on-off and 2 position high-low flame height control
- Includes remote control with digital display, manual or thermostatic modes and 3 flame height settings (Outdoor remote varies)

CONCRETE OR CERAMIC FIBER LOGS

Available log types vary depending on the Vent-Free Gas Log Series you choose.

- Concrete logs are highly detailed with the wood grain texture, look, feel and color of real wood logs
- Ceramic Fiber logs produce a realistic glow reminiscent of charred logs and burning coals in a real wood fire

FINISH WITH OPTIONAL ACCESSORIES

- Hand-held remote control, wall switch and wall thermostat kits
- Decorative volcanic stone and floor media kits
- Pine cones, log scraps and control cover kits
- Fireplace hood for mantel shelf protection
- Gas appliance connector kit and damper clamp

WARRANTY

- All models include the Superior 3-year limited warranty



IMPORTANT CONSIDERATIONS: Read Owner's Manual before using. Installation must be done by qualified service persons. Check local codes and ordinances for permitted uses. Vent-free gas products are prohibited for bedroom and bathroom installation in Massachusetts. All products approved for manufactured (mobile) home installation. We reserve the right to amend product specifications without notice. Operating heater at very high elevations could cause nuisance outages. Use with adequate air (ventilation) only. Humidifies while it heats. Provides water vapor in the area heated (Refer to owner's manual). Product cannot be converted between fuel types.



GLOW-RAMP Series

EXCLUSIVE FEATURES

- 🔥 Glowing center fiber log and ember bed for wood fire realism
- 🔥 Heavy-duty grate for enhanced rugged appeal
- 🔥 Choose from concrete or ceramic fiber logs
- 🔥 Millivolt control model is remote ready for optional remote and wall controls
- 🔥 Variable control model includes ProFlame remote control
- 🔥 Electronic control model includes EcoFlow Touchscreen remote control

THE GLOW-RAMP Series provides three distinct areas of flame: dancing yellow flames in the rear, glowing logs in the center and vibrant glowing embers in the front. All models are heater rated with 99% heat efficiency and include a wood-burning grate appearance. Hand crafted with high-definition bark and split wood details, the GLOW-RAMP series logs are molded from real timber to create the essence of authentic fire wood.




BOULDER MOUNTAIN
CONCRETE LOGS



SMOKEY MOUNTAIN
CERAMIC FIBER LOGS

▶ **PROFLAME REMOTE:**


- LED Digital Display
- Manual & T-Stat Modes
- On-Off & 5 Flame Heights



▶ **ECOFLOW REMOTE:**

- Touchscreen Digital Display
- Manual & T-Stat Modes
- On-Off & 3 Flame Heights
- Weekday/Weekend Modes
- Wall Mount Docking Station





See actual burn videos of many of our log sets at
SUPERIORFIREPLACES.US.COM

LOGS	SIZE	BURNER	MINIMUM FIREBOX DIMENSIONS				CONTROLS					
			HEIGHT	DEPTH	FRONT WIDTH	REAR WIDTH	MILLIVOLT		VARIABLE REMOTE		ELECTRONIC IGNITION	
							NG	LP	NG	LP	NG	LP
BOULDER MOUNTAIN	18"	18"	17"	14-1/2"	26"	20"	21K-28K	19K-29K	19K-28K	21K-28K	21K-30K	24K-30K
	24"	24"	17"	14-1/2"	29"	22"	25K-39K	23K-39K	25K-39K	27K-39K	26K-39K	30K-39K
	30"	24"	21"	14-1/2"	32"	22"	25K-39K	27K-39K	25K-39K	27K-39K	26K-39K	30K-39K
SMOKEY MOUNTAIN	18"	18"	17"	13-1/2"	20"	14"	19K-28K	21K-28K	19K-28K	21K-28K	21K-30K	24K-30K
	24"	24"	17"	13-1/2"	26"	18"	25K-39K	27K-39K	25K-39K	27K-39K	26K-39K	30K-39K
	30"	24"	21"	13-1/2"	32"	22"	25K-39K	27K-39K	25K-39K	27K-39K	26K-39K	30K-39K
	36"	24"	21"	13-1/2"	38"	27-1/2"	25K-39K	27K-39K	25K-39K	27K-39K	26K-39K	30K-39K



MEGA-FLAME Series

EXCLUSIVE FEATURES

- 🔥 Available in a wide range of sizes from 24" to 30" to an impressive 36"
- 🔥 Highly detailed concrete logs with the wood grain texture and color of real wood logs
- 🔥 Heavy-duty grate for enhanced rugged appeal
- 🔥 Millivolt control model is remote ready for optional remote and wall controls
- 🔥 Variable control model includes ProFlame remote control
- 🔥 Electronic control model includes EcoFlow Touchscreen remote control

THE MEGA-FLAME Series boasts a triple burner to achieve the look of a real wood fire! The burner is cantilevered to produce tall flames that will not be dwarfed by its massive 19" high logs, the tallest in the industry. The MEGA-FLAME Series features two burners of bright yellow flames, plus a lower burner that creates a glowing ember bed. All models are heater rated with 99% heat efficiency and include a wood-burning grate appearance.



MOSSY OAK

CONCRETE LOGS



GIANT TIMBERS

CONCRETE LOGS

▶ **PROFLAME REMOTE:**


- LED Digital Display
- Manual & T-Stat Modes
- On-Off & 5 Flame Heights



▶ **ECOFLOW REMOTE:**

- Touchscreen Digital Display
- Manual & T-Stat Modes
- On-Off & 3 Flame Heights
- Weekday/Weekend Modes
- Wall Mount Docking Station





To see actual burn videos and information on our full product line, visit

SUPERIORFIREPLACES.US.COM

LOGS	SIZE	BURNER	MINIMUM FIREBOX DIMENSIONS				CONTROLS					
			HEIGHT	DEPTH	FRONT WIDTH	REAR WIDTH	MILLIVOLT		VARIABLE REMOTE		ELECTRONIC IGNITION	
							NG	LP	NG	LP	NG	LP
MOSSY OAK	24"	24"	28"	15-1/2"	32-1/4"	22-3/4"	29K-40K	29K-40K	28K-38K	31K-39K	28K-38K	31K-39K
	30"	24"	28"	15-1/2"	39"	26-3/4"	29K-40K	29K-40K	28K-38K	31K-39K	28K-38K	31K-39K
	36"	30"	28"	15-1/2"	47"	33"	29K-40K	29K-40K	28K-38K	31K-39K	28K-38K	31K-39K
GIANT TIMBERS	24"	24"	28"	15-1/2"	32-1/4"	22-3/4"	29K-40K	29K-40K	28K-38K	31K-39K	28K-38K	31K-39K
	30"	24"	28"	15-1/2"	39"	26-3/4"	29K-40K	29K-40K	28K-38K	31K-39K	28K-38K	31K-39K
	36"	30"	28"	15-1/2"	47"	33"	29K-40K	29K-40K	28K-38K	31K-39K	28K-38K	31K-39K



MEGA-FLAME Outdoor

EXCLUSIVE FEATURES

- 🔥 Available in a wide range of sizes from 24" to 30" to an impressive 36"
- 🔥 Heavy-duty stainless steel chassis and grate for enhanced durability
- 🔥 Highly detailed concrete logs with the wood grain texture and color of real wood logs
- 🔥 May be used indoors in a vented application with required damper clamp installed
- 🔥 Optional volcanic stone flame bed (MFEB) available
- 🔥 Millivolt control model is remote ready for optional remote and wall controls
- 🔥 Electronic control model includes RCAF3 remote control

THE MEGA-FLAME OUTDOOR Series boasts a triple burner to achieve the look of a real wood fire! The burner is cantilevered to produce tall flames that will not be dwarfed by its massive 19" high logs, the tallest in the industry. Outdoor vent-free models feature two burners of bright yellow flames, plus a lower burner that creates a glowing ember bed and an optional volcanic stone flame bed at its base. All models are heater rated with 99% heat efficiency and include a wood-burning grate appearance.



GIANT TIMBERS Outdoor


CONCRETE LOGS



MOSSY OAK Outdoor

CONCRETE LOGS

- RCAF3 REMOTE:
- On-Off Control
 - Hi-Low Flame Heights



- VOLCANIC STONE EMBER BED A(OPTIONAL):
- (MFEB) for enhanced flame & glow
 - For vented applications only



See actual burn videos of many of our log sets at [SUPERIORFIREPLACES.US.COM](https://www.superiorfireplaces.us.com)

LOGS	SIZE	BURNER	MINIMUM FIREBOX DIMENSIONS				CONTROLS					
			HEIGHT	DEPTH	FRONT WIDTH	REAR WIDTH	MILLIVOLT		VARIABLE REMOTE		ELECTRONIC IGNITION	
							NG	LP	—	—	NG	LP
GIANT TIMBERS	24"	24"	28"	15-1/2"	32-1/2"	22-3/4"	29K-40K	29K-40K	—	—	29K-40K	29K-40K
	30"	24"	28"	15-1/2"	39"	26-3/4"	29K-40K	29K-40K	—	—	29K-40K	29K-40K
	36"	30"	28"	15-1/2"	47"	33"	29K-40K	29K-40K	—	—	29K-40K	29K-40K
MOSSY OAK	24"	24"	28"	15-1/2"	32-1/2"	22-3/4"	29K-40K	29K-40K	—	—	29K-40K	29K-40K
	30"	24"	28"	15-1/2"	39"	26-3/4"	29K-40K	29K-40K	—	—	29K-40K	29K-40K
	36"	30"	28"	15-1/2"	47"	33"	29K-40K	29K-40K	—	—	29K-40K	29K-40K



TRIPLE-FLAME Series

EXCLUSIVE FEATURES

- 🔥 Tall dancing yellow flames and ember bed for wood fire realism
- 🔥 Heavy-duty grate for enhanced rugged appeal
- 🔥 Choose from concrete or ceramic fiber logs
- 🔥 Millivolt control model is remote ready for optional remote and wall controls
- 🔥 Variable control model includes ProFlame remote control
- 🔥 Electronic control model includes EcoFlow Touchscreen remote control

THE TRIPLE-FLAME Series features a unique triple burner and glowing ember bed at its base to achieve the look of a real wood fire. Flickering embers are achieved through the implementation of two unique technologies and the burner offers the distinctive feature of an additional row of flames behind the logs. The result is a striking appearance with a very deep flame pattern. All models are heater rated with 99% heat efficiency and include a wood-burning grate.



WILD TIMBER

CONCRETE LOGS




RUGGED STACK

CONCRETE LOGS


► **PROFLAME REMOTE:**

- LED Digital Display
- Manual & T-Stat Modes
- On-Off & 5 Flame Heights



► **ECOFLOW REMOTE:**

- Touchscreen Digital Display
- Manual & T-Stat Modes
- On-Off & 3 Flame Heights
- Weekday/Weekend Modes
- Wall Mount Docking Station





MASSIVE MIXED OAK

CERAMIC FIBER LOGS



*"Fireplace logs like no other.
These flames are perfect."
— Robert J.*

LOGS	SIZE	BURNER	MINIMUM FIREBOX DIMENSIONS				CONTROLS					
			HEIGHT	DEPTH	FRONT WIDTH	REAR WIDTH	MILLIVOLT		VARIABLE REMOTE		ELECTRONIC IGNITION	
							NG	LP	NG	LP	NG	LP
WILD TIMBER	18"	18"	19"	14"	28"	20"	21K-30K	24K-30K	21K-30K	24K-30K	24K-28K	24K-28K
	24"	24"	19"	14"	32"	22"	28K-39K	28K-39K	28K-39K	28K-39K	28K-39K	28K-39K
	30"	24"	19"	14"	40"	30"	28K-39K	28K-39K	28K-39K	28K-39K	28K-39K	28K-39K
MASSIVE MIXED OAK	18"	18"	19"	14"	28"	20"	21K-30K	24K-30K	21K-30K	24K-30K	24K-28K	24K-28K
	24"	24"	19"	14"	32"	22"	28K-39K	28K-39K	28K-39K	28K-39K	28K-39K	28K-39K
	30"	24"	19"	14"	40"	30"	28K-39K	28K-39K	28K-39K	28K-39K	28K-39K	28K-39K
RUGGED STACK	18"	18"	19"	14"	28"	20"	21K-30K	24K-30K	21K-30K	24K-30K	24K-28K	24K-28K
	24"	24"	19"	14"	32"	22"	28K-39K	28K-39K	28K-39K	28K-39K	28K-39K	28K-39K
	30"	24"	19"	14"	40"	30"	28K-39K	28K-39K	28K-39K	28K-39K	28K-39K	28K-39K



DOUBLE-FLAME Series

EXCLUSIVE FEATURES

- 🔥 Two rows of dancing yellow flames
- 🔥 Heavy-duty grate for enhanced rugged appeal
- 🔥 Choose from concrete or ceramic fiber logs
- 🔥 Manual control model features variable high-low flame control
- 🔥 Millivolt control model is remote ready for optional remote and wall controls

THE DOUBLE-FLAME Series' unique, clean-burning design provides 99% heating efficiency, which allows you to operate the logs vent-free with the fireplace damper closed. With no venting required, there is no heat loss up the chimney. Heating vent-free gas logs means you'll never again be left in the cold with wet logs or without heat during a power outage.



CENTURY OAK

CONCRETE LOGS



CRESCENT HILL

CONCRETE LOGS



*NEVER be left
in the cold
again during a
power outage!*



GOLDEN OAK

CERAMIC FIBER LOGS



TOWNSEND BARK

CERAMIC FIBER LOGS

LOGS	SIZE	BURNER	MINIMUM FIREBOX DIMENSIONS				CONTROLS					
			HEIGHT	DEPTH	FRONT WIDTH	REAR WIDTH	MANUAL		MILLIVOLT		VARIABLE	ELECTRONIC
							NG	LP	NG	LP		
CENTURY OAK	18"	18"	17"	13"	24"	20"	19K-36K	19K-36K	25K-36K	25K-36K	—	—
	24"	18"	17"	13"	24"	20"	19K-36K	19K-36K	25K-36K	25K-36K	—	—
GOLDEN OAK	18"	18"	17"	13-1/2"	24"	20-1/2"	19K-36K	19K-36K	25K-36K	25K-36K	—	—
	24"	18"	17"	13-1/2"	28"	20-1/2"	19K-36K	19K-36K	25K-36K	25K-36K	—	—
CRESCENT HILL	18"	18"	17"	13-1/2"	24"	20-1/2"	19K-36K	19K-36K	25K-36K	25K-36K	—	—
	24"	18"	17"	13-1/2"	28"	20-1/2"	19K-36K	19K-36K	25K-36K	25K-36K	—	—
TOWNSEND BARK	18"	18"	17"	13-1/2"	24"	20-1/2"	19K-36K	19K-36K	25K-36K	25K-36K	—	—
	24"	18"	17"	13-1/2"	28"	20-1/2"	19K-36K	19K-36K	25K-36K	25K-36K	—	—

MULTI-SIDED
Log Set

MULTI-SIDED Series

EXCLUSIVE FEATURES

- For use in fireplaces with multiple openings
- Two rows of tall dancing yellow flames look great from any angle
- Highly detailed ceramic fiber five piece multi-log design
- Heavy-duty grate for enhanced rugged appeal
- Millivolt control model is remote ready for optional remote and wall controls

THE MULTI-SIDED Series is the perfect choice for see through, peninsula, corner and island fireplaces. This Vent-Free Gas Log Heater features "Remote Ready" controls, abundant yellow flames from a dual burner, plus a beautifully styled five piece multi-log design. Unique, clean-burning design provides 99% heating efficiency, which allows you to operate the logs vent-free with the fireplace damper closed.

LOGS	SIZE	BURNER	MINIMUM FIREBOX DIMENSIONS				CONTROLS					
			HEIGHT	DEPTH	FRONT WIDTH	REAR WIDTH	MILLIVOLT		VARIABLE REMOTE		ELECTRONIC IGNITION	
							NG	LP	—	—	—	—
MULTI-SIDED	27"	27"	17"	19"	32"	32"	20K-39K	20K-39K	—	—	—	—

OPTIONAL REMOTES/ACCESSORIES



TSRC Receiver Touch Screen Remote Kit



RCKIT 4001 On/Off Remote Receiver Wall Plate Kit



TRC T'stat On/Off Remote Kit

GWMT1 Wall Mount T'stat Control Kit



GWMS2 On/Off Wall Switch Kit



GA6050 Adjustable Fireplace Hood



LAMF-Decorative Log Accessory Kit (Giant Timbers)



CDABKA Decorative Ash Bed/Control Cover Kit



CIKA Gas Appliance Installation Kit



FM100 Floor Media Kit (3 media types) or Separate FDVS Volcanic Stone

GA6080 Damper Clamp



MFEB Volcanic Stone Flame Bed Kit (Mega-Flame Outdoor Series Only)



© 2017 Innovative Hearth Products
785692M 05/17

Visit us online



SuperiorFireplaces.us.com

