

# Baltic Saunas





*Saunas are made of Siberian spruce. 6-8 people may enjoy the sauna at the same time, depending on the size of the sauna. Length of saunas varies from 2500mm to 6000mm; diameter – from 2000mm to 2300mm. The roof is covered with bitumen roof shingles. The colour and roof shingle shape may be chosen by a customer. The exterior of the sauna is impregnated and covered with paint made in Germany. Heaters are mounted according to a customer's request; they may be heated by electricity or firewood inside or outside of the sauna. According to customers' orders we can produce saunas of different dimensions.*

*Saunas are delivered fully assembled and ready for use.*

## **Standard equipment of a sauna:**

- Heater heated by firewood **"HARVIA M3"**
- Chimney with small roof made of stainless steel
- Entryway and (or) terrace (for saunas the length of which is 3000 mm or more)
- Stairs
- Electricity installation (in the sauna room, terrace and entryway)
- Glass door to the sauna room
- 2pcs of windows in the sauna room
- Painted with paint of standard colour

**Bitumen roof shingles – colour: red, brown, green or grey.**



## **Delivery and unloading**

*Saunas shall be delivered fully assembled and ready for use. In order we could deliver our products to you, the road must be passable by a truck.*

*Shipping costs shall be agreed upon individually.*

*The customer shall assume liability for and shall cover costs related to unloading of a sauna from our vehicle onto his land plot.*

**There is three types of saunas : BARREL, POD, OVAL.**

**For longer than 3000mm saunas we can produce two rooms, hot and cold. Length depends on you.**

# Barrel and POD saunas



Barrel



Pod

Sauna width is 2500 mm  
Length is 2500 mm  
3000 mm  
4000 mm  
5000 mm  
6000 mm

## Inside photos



# OVAL saunas



**2500 x 4000 mm**

**2500 x 5000 mm**





# Accessories



Four cornered sauna -



Water heater on chimney



Half glass



Full glass



Terrace with roof and benches  
(for saunas of 5-6m length)  
60/100 cm



Extended roof over the doors  
50/100 cm



Entrance doors from the side (only for square saunas)



Terrace floors 1 m<sup>2</sup>



Twin tub!  
After the sauna to bath in cold water!  
**NEW!**



Drink bar mounted to the ceiling




Clothes hanger



Mini shelf





LED lights  
**NEW!**



Cold water hand pulled shower

## ACCESSORIES INCLUDED IN STANDART PRICE



Heater protection



Special rocks for sauna



Bucket for water



Special sauna thermometer



Sauna cap 100% wool !



Birch brooms