

DORICA SUPREME METALCOLOR

AIR-DUCTING PELLET STOVE




Dorica Supreme, column of fire, classical line carved by the strength of raw materials, black glass and painted steel with finishes in majolica. The innovative sliding top access to the fuel tank enhances its many other attractive features. If you would like a ducted hot air supply into several rooms the Dorica Plus provides an ideal solution. It is possible to warm different spaces quickly and easily via an intuitive control system designed to distribute hot air into the ducting system. The twin air ducting system is designed to provide independent outlets which are both able to share air the flow with maximum flexibility. Equipped with the practical, hygienic and easy to clean hot plate in majolica.




Heatable area

113 m².





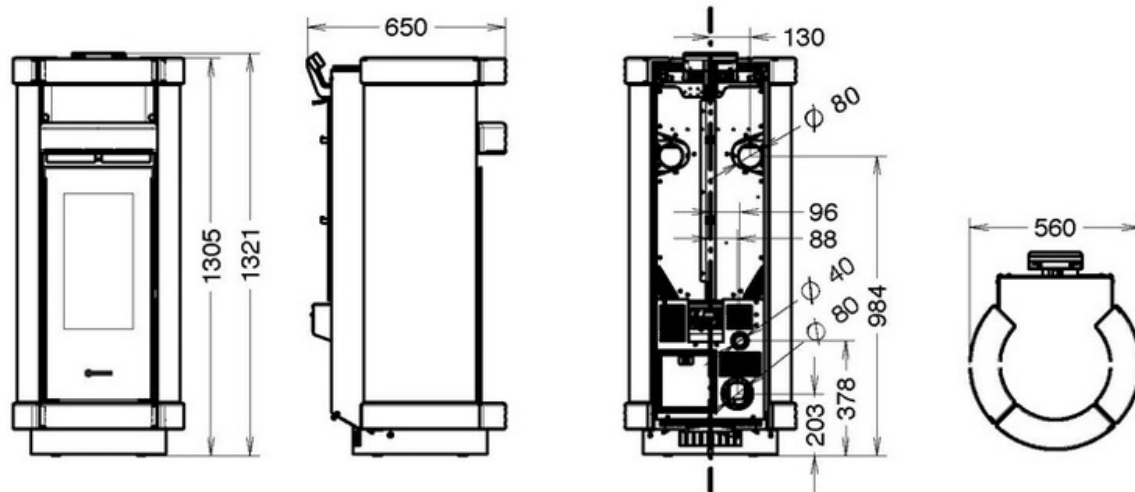
- 1 - Programming control panel, with remote control
- 2 - Precious majolica handmade by master craftsmen
- 3 - Sliding top access to the pellet tank
- 4 - Separately adjustable air ducting controls
- 5 - Practical food warming plate in majolica W x D (mm) 360x260
- 6 - Cast iron and glass inlayed firebox door



OPTIONAL ACCESSORIES



DIMENSIONS



TECHNICAL DATA

DIMENSIONS (HXWXD)	1321X560X650
WEIGHT (KG)	161
HEATABLE AREA (M ²)*A*C	113
EFFICIENCY UP TO MAX (%)*A	97,2%
ENERGY CLASS	A+
POWER TO THE HEART (KW)*A	3,4 - 13,7
RATED POWER (KW)*A	3,3 - 12,5
POWER TO THE WATER (KW)*A	-
RADIATION (KW)*A	-
HOURLY PELLET CONSUMPTION (KG/H)*A	0,7 - 2,8
WOOD HOURLY CONSUMPTION (KG/H)*A	-
PELLET HOPPER CAPACITY (KG)*A	30,0
WARM AIR DUCTING	SI
MAXIMUM SINGLE DUCTING OUTLET (M)	16
PATENTED BURNER PELLETPOWER®	-
ROOM VENTILATION	SI
PRIMARY AIR FROM OUTSIDE	SI
CO EMISSIONS (MG/M ³ ; 13% OF O ₂)*A	46,8
CO EMISSIONS (MG/M ³ ; 10% OF O ₂)*A	-
DUST EMISSIONS (MG/M ³ ; 13% OF O ₂)*A	11
DUST EMISSIONS (MG/M ³ ; 10% OF O ₂)*A	-
SILENCE (DB)	36
REMOTE CONTROL	SI
RADIO CONTROL WITH ROOM TEMPERATURE THERMOSTAT	OPT
WEEKLY PROGRAMMER (3 DAILY LIGHTING)	SI
«SMART INFO» FUNCTION	SI
SYSTEM CIRCULATING PUMP	-
EXPANSION TANK	-
OVER PRESSURE VALVE	SI
FLUE GASEXHAUST DIAMETER (MM)	80

MIN. FLUE DRAUGHT PRESSURE (PA)	10
ELECTRIC CONSUMPTION (WATT)	53-270
HIGH TEMPERATURE SAFETY THERMOSTAT	SI

*A EMISSIONS AND PERFORMANCE DATA MAY CHANGE ACCORDING TO THE FUEL USED. THE VALUES OF PELLET PRODUCTS HAVE BEEN OBTAINED BY USING CERTIFIED FUEL ACCORDING TO EN 14961-2 A1-A2 NORM. WOOD LOGS PRODUCTS VALUES MAY VARY ACCORDING TO THE TYPE AND QUALITY OF THE WOOD LOGS USED.

*B PROVISIONAL DATA UNDER CERTIFICATION

*C IMPORTANT: WHEN CALCULATING THE VOLUME OF THE "HEATED AREA" SOME RELEVANT ASPECTS MUST BE CONSIDERED: INSULATION OF THE BUILDING (ENERGY CLASS), POSITION OF THE HEATER, CLIMATIC AREA AND MORE ASPECTS THAT CAN AFFECT THE VALUES OF PERFORMANCE. REPORTED DATA HAVE BEEN CALCULATED ON THE BASE OF ROOF NOT HIGHER THAN 3 MTS.

THE MANUFACTURER RESERVES THE RIGHT TO MAKE CHANGES WITHOUT PREVIOUS NOTICE.

THERMOROSI S.p.A.

Via Grumolo, 4 | 36011 Arsiero (VI) | Italy | E-mail: info@thermorossi.it

Tel: 800.44.88.77 | Fax: 0445 741657 | P.IVA 00168470243 | Iscr. REA99797 Vicenza | Cap. Sociale di 156,000,00 I.v.