

3 LAYERS    LIGHT GROOVES  
 STEEL    POLYSTYRENE SANDWICH DOOR    THICKNESS 2"    R-9.4 INSULATION



12' x 14', White doors

## FEATURES AND BENEFITS

### A POLYSTYRENE INSULATION



- CFC-free contoured polystyrene core of our sections is bonded with polyurethane reactive hot melt glue to obtain **energy efficiency**.

### B VERTICAL INTERMEDIATE STILES

- 20-gauge hot dipped galvanized steel stiles running the full height of the section are attached to the interior face to ensure **a more rigid section** and also pre-punched with extruded holes for hinge attachment.

### C CHOICE OF COLORS

- Beautiful light groove design is available in a choice of 9 classic colors that fit well with many building exteriors.



## PANEL CONSTRUCTION

- 1 **Hot-dipped galvanized steel walls**
  - 25-gauge exterior and 26-gauge interior steel skin
  - Baked-on polyester paint. Can be repainted
  - Woodgrain finish on exterior side and stucco finish on interior side of the door
  - Same quality of corrosion-resistant steel for interior and exterior faces
- 2 2" (50 mm) CFC-free **continuous sculpted polystyrene board bonded between steel faces** ensures a thermal-resistance rating of **R-9.4** (RSI 1.7 or k=0.588 W/m<sup>2</sup>K).
- 3 Sections are made with **1/4" (6 mm) wide grooves** for a subtle finish.
- 4 **Tongue & groove joints** between sections that fit seamlessly.
- 5 Continuous astragal **bottom weatherstripping** made of U-shaped flexible vinly and held in place by an aluminum retainer provides additional reinforcement.
- 6 20-gauge galvanized steel vertical **center stiles** placed inside the door provide a rock solid base for attaching hinges and struts.

**Door weight:** 1.75 lb/ft<sup>2</sup> (8.5 kg/m<sup>2</sup>)



## SIZES

<b>Widths</b> In 1" (25 mm) increments	From 5' to 20'2" (1.5 m to 6.1 m)
<b>Heights</b> In 3" (76 mm) increments	From 6' to 18' (1.8 m to 5.5 m)

## COLORS



Colors may slightly vary from images.


## WINDOWS



**Standard Windows**  
24" x 6" (610 mm x 152 mm) or  
25" x 13" (635 mm x 330 mm)  
Thermopane 1/2": Clear  
Single glass 1/8": Clear  
Color: Black

Optional: 20" x 13"  
(508 mm x 330 mm) or  
41" x 16" (1041 mm x 406 mm)  
residential windows,  
offered in 10 colors.

## MODEL



## HARDWARE

See details with your garage door dealer or in the Garaga Industrial product brochure.

## WARRANTY

Limited lifetime against cracks, splits or rusting through.  
See warranty document for complete details.



midamericadoor.com  
garaga.com  
info@garaga.com

US Head Office  
1 800 364-3667  
Ponca City, OK



Canadian Head Office  
1 866 960-2828  
St-Georges, QC

YOUR  
DISTRIBUTOR