




The Capral AB Pivot Shower






The Capral AB Pivot is a fully-framed shower screen that offers superb strength and durability. A tried and tested shower screen system that is adaptable to the modern bathroom, yet robust enough to be used in caravans and transportable units. The Capral AB Pivot is fitted with a full height magnetic strip to provide a positive closing and watertight seal. The clean uninterrupted expanse of glass makes it less obtrusive, especially with the slim modern frame.

The Capral AB Pivot Shower

Features and Benefits:

- 26mm frame width.
- Fully framed pivot door system with a choice of two handle stiles.
- Magnetic close available on both handle options.
- Single panel, two panel and three panel fronts.
- Standard shower options: Configurations include front only and front with 90 and 135 degree returns.
- Return panel types include full height, dog leg hob, dog leg – infill and over hob.
- Adjustable corner post option enabling return angles between 90 and 180 degrees.
- Glass thickness options include 4mm, 5mm, 6mm and 6.5mm laminated glass.
- Purpose designed components to improve the system’s performance, function and aesthetic appearance.
- Hardware colours include black, white and grey.
- Capral AB Pivot shower screen has been proven in the marketplace as tough and robust.

Finishes Available:

-  Powder coated range
-  Anodised Aluminium
-  Bright Natural



Size Limitations

Height	2100mm
Width	1200mm

Maximum Door Panel Width

Maximum Width	900mm
Clear Opening	750mm

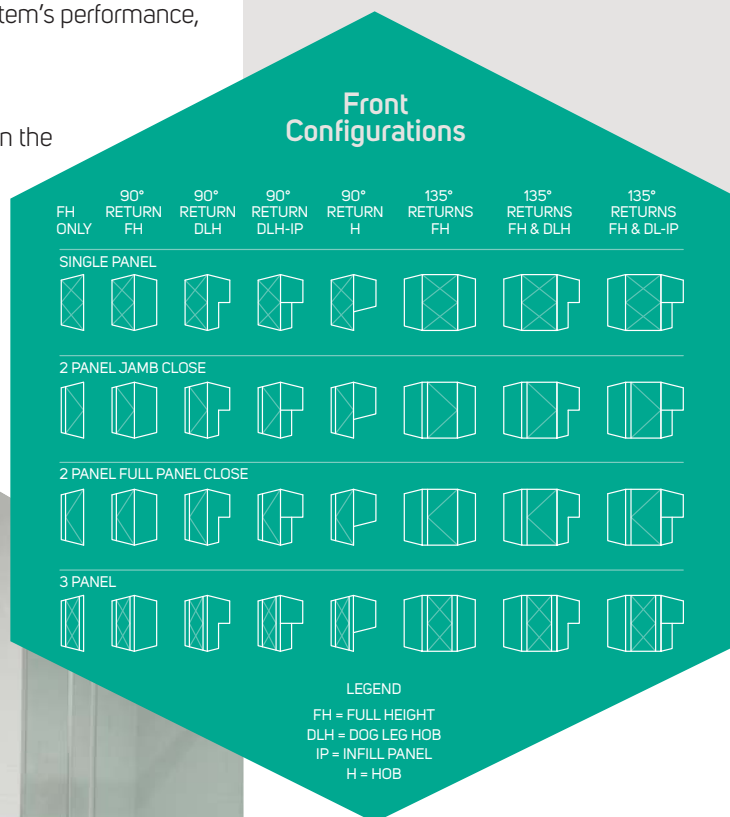
Pivot Position

Minimum	70mm*
Maximum	200mm*

Compatible with

Envy Shower Range

*The wider the pivot door the further the pivot should be placed from the end of the panel.



CAPRAL
ALUMINIUM

1800 ALUMINIUM (258 646)

www.capral.com.au

Capral Limited ABN 78 004 213 692 | July 2016