

THE JOHN H. FINLEY POST

Excellence Without Excuses

November/ December 2018 Post
Volume 2, Issue 2

Principal Odelphia Pierre
Assistant Principal Andrea Story



Contents

Interview with Mr. Zorrilla	Pg. 1
Interview with Ms. Gee-Waithaka	Pg. 1
Upcoming events/ Holidays	Pg. 1
National Writing Month	Pg. 2
Learn a New Language	Pg. 2
Math Problem of the Month	Pg. 3
How to Write a Thank You Note	Pg. 3
The Winter Solstice	Pg. 3
Honey Cinnamon Bars Recipe	Pg. 4
Our School Logo!	Pg. 4
Acknowledgements	Pg. 4

Upcoming Events/ Holidays

- ◆ Nov. 22-23 Thanksgiving recess
- ◆ Dec. 24- Jan. 1 Winter recess

An Interview with Mr. Zorrilla by Noah R.

Where are you from? Or where is your family and heritage from?

I am from the Dominican Republic.

What schools/universities did you attend and for what degree?

I went to City College for my Bachelors and I received my Masters at my Manhattan College.

What was one of your first jobs?

What did you like most about it? What did you like the least about it?

I worked at McDonalds when I was 14 years old. I liked the fact we could get free food. I enjoyed that the most. What I liked the least were the customers.

Why did you decide to work in the education field? Was there a special moment or person that inspired you?

I have always felt more of a people person. I think I have always felt empathy for others. I knew that being behind a desk and in front of a computer was not a choice I wanted to do. I was inspired by teachers who treated me with respect and believed in me. They saw something even when I did not.

Is there someone you look up to and why?

I look up to my father who was such a caring, giving man. He taught me lessons that now as an adult I am beginning to understand. He passed away and I miss him every day.

What are some of your hobbies and interests?

My hobbies are reading, meeting new people and the biggest of all traveling all over the world. I have been to some really neat places.

If you could be a superhero, who would you be?

I always wanted to be Superman because he could fly anywhere.

An Interview with Ms. Gee-Waithaka by Fanta C.

Where are you from?

I am from New York.

What schools/universities did you attend and for what degree?

I went to several universities and earned my degree in Psychology, Linguistics, and Multicultural Education.

What was one of your first jobs? What did you like most about it? What did you like the least about it?

I was a cashier and I enjoyed working with people.

Why did you decide to work in the education field? Was there a special moment or person that inspired you?

I became interested in teaching because I wanted to teach linguistics or be a psychologist.

Is there someone you look up to and why?

My mother and father are my inspiration because they stressed me being myself, and to respect others.

What are some of your hobbies and interests?


I like to write poetry and fiction. I also enjoy sewing. Additionally, I enjoy doing puzzles and studying languages.

If you could be a superhero, who would you be?

There is a superhero in us all. I am not afraid to put on the cape!

National Novel Writing Month

by Abdramane S.



National Novel Writing Month (NaNoWriMo) is annually observed in November. It was started by freelance writer Chris Baty in July of 1999 and was moved to November in 2000.

Now, have you ever thought about writing a book, but weren't sure where to start? Well, here's your sign to do it now. National Novel Writing Month, also known as NaNoWriMo, is a month designated to writers taking time out of each day to add to their story, so they can start and finish writing a novel in just 30 days. The goal is to take a fun, creative approach to creative writing, while giving it a time limit to make sure you finish what you start!

HOW TO OBSERVE

Try to write your own novel through a series of rough drafts and creating the final draft. Use #NovelWritingMonth to post on social media. Additionally if you want to get serious about it, you can actually register online at <https://nanowrimo.org/sign-up>. Otherwise, you can take it a little less seriously and not register, but still try to put your creative writing skills to the test by working each day on your novel.

The only rule is, you must start your novel on November 1, and have it finished by 11:59 pm on November 30. If you want to start writing but aren't quite sure where to begin, here are a few tips for beginners when it comes to writing a novel.

1. **Organize, organize, organize.** Find a little space in your home that you can designate just for writing, organize all the tools you'll need right there, and make it creative!

2. **How are you going to do the writing?** Do you prefer to hand write everything, or would you rather type? Whichever you choose, make sure you have everything you'll need to take that route.
3. **Gather your gear.** Add a large notepad, a laptop, sticky notes, a variety of pens and pencils, and maybe even a bulletin board to your writing space so you're prepared and motivated.
4. **Get inspired and brainstorm.** Do you have something you've been dying to write about, or do you still need to come up with an idea? Put on some good music and let your creative juices flow. You can even start by drawing a picture of what your story will be about.
5. **Create your outline.** Even if it's just a story map, create a basic outline of what you want your story to look like so you have something to refer back to if you ever get writers block. Your outline can even include pictures.
6. **Start writing and hold yourself accountable.** Begin to work on your novel even if you aren't always in the mood. Pushing yourself creatively could make for an amazing story, and will help your writing skills overall!

Learn a NewLanguage!**English** - Writing**Arabic** -جاري الكتابة
Jari alkitaba**Chinese** -写作
Xiězuò**French** - L'écriture**Italian** - Scrittura**German** - Schreiben**Spanish** - Escritura**Swahili** - Kuandika

How to Write a Thank You

Note

by Abdramane S.

To whom it may concern:

Make sure to thank first all who were a part of your gift.

Here's the basic template for a good thank-you note along with a few sample phrases to get you started.

1. Greeting.

- *Dear Aunt Sharon and Uncle Bob,*

2. Express your thanks.

Begin with the two most important words: Thank you.

- *Thank you so much for...*
- *It made my day when I opened...*
- *I'm so grateful you were there when...*

3. Add specific details.

Tell them how you plan to use or display their gift. It shows them that you really appreciate the thought that went into it

4. Look ahead.

Mention the next time you might see them, or just let them know you're thinking of them.

- *We look forward to seeing you next month at Lucy's party.*

5. Restate your thanks.

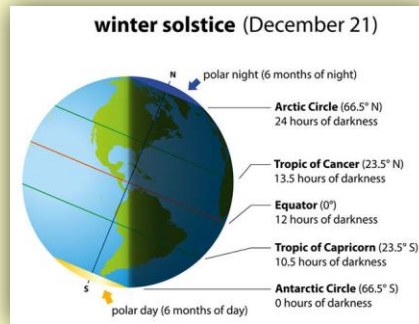
Add details to thank them in a different way.

- *Again, thank you for your kindness.*

6. End with your regards.

"Sincerely", but for closer relationships, you might choose a warmer option.

- *With love,*
- *Many thanks,*
- *Yours truly,*



The Winter Solstice

By Landin J.

December 21 is the Winter Solstice—the astronomical first day of winter in the Northern Hemisphere and first day of summer in the Southern Hemisphere.

In the winter daylight hours grow shorter and shorter as the solstice approaches, and begin to slowly lengthen afterward. It's no wonder that the day of the solstice is referred to in some places as the "shortest day" or "extreme of winter." New York City will experience 9 hours and 15 minutes of sunlight, compared to 15 hours and 5 minutes on the summer solstice. Helsinki, Finland, will get 5 hours and 49 minutes of light. Barrow, Alaska, will not have a sunrise at all (and hasn't since mid-November; its next sunrise will be on January 22), while the North Pole has had no sunrise since October. The South Pole, though, will be basking in the glow of the midnight sun, which won't set until March.


Math Problem of the Month

(1) Ms. Arcia lives 8.76 miles away from school. After school, she stops at the grocery store, which is 1.9 miles away from school. The trip back to her apartment from the store is 9.14 miles. How many total miles did she drive?

(2) In the problem above, gas costs \$2.29 per gallon. Her car gets 30 miles per gallon. How much money will she spend on gas during this trip? Round to the nearest cent.

Be the first to answer correctly and your name will appear in the next issue. Must show all work and explain your answer.

Turn in your answer to Ms. Fagan or Mr. Kroenert.



The John H. Finley School
P.S. /M.S. 129
425 W 130th Street
New York, NY 10027

Phone:
(212) 690-5932

Fax:
(212) 690-5934

Pride Joy Focus

Advisor
Mrs. Pierre

Advisor
Ms. Story

Editor
Ms. Fagan

Online Editor
Ms. Geldner

Parent Coordinator
Ms. Rowell

**EXCELLENCE
WITHOUT EXCUSES!**

We're on the Web!
<http://www.johnhfinley.org/>

Our Newspapers' Logo!



Recipe to Try:

Honey Cinnamon Bars

Prep time: 25 minutes Bake: 10 minutes Makes about 3 dozen



Ingredients

- 1 cup sugar
- 3/4 cup canola oil
- 1/4 cup honey
- 1 large egg
- 2 cups all-purpose flour
- 1 teaspoon baking soda
- 1 teaspoon ground cinnamon
- 1/4 teaspoon salt
- 1 cup chopped walnuts, toasted

GLAZE:

- 1 cup confectioners' sugar
- 2 tablespoons mayonnaise
- 1 teaspoon vanilla extract
- 1 to 2 tablespoons water
- Additional toasted chopped walnuts, optional

Directions

- Preheat oven to 350°. In a large bowl, beat sugar, oil, honey and egg until well blended. In another bowl, whisk flour, baking soda, cinnamon and salt; gradually beat into sugar mixture. Stir in 1 cup walnuts.
- Spread into a greased 15x10x1-in. baking pan. Bake 10-12 minutes or until golden brown (edges will puff up). Cool completely on a wire rack.
- For glaze, in a small bowl, mix confectioners' sugar, mayonnaise, vanilla and enough water to reach desired consistency; spread over top. If desired, sprinkle with additional walnuts. Let stand until set. Cut into bars. Refrigerate leftovers.

Editor's Note

To toast nuts, bake in a shallow pan in a 350° oven for 5-10 minutes or cook in a skillet over low heat until lightly browned, stirring occasionally.

Nutrition Facts

1 bar (calculated without additional walnuts):
138 calories, 8g fat (1g saturated fat), 5mg cholesterol, 58mg sodium, 17g carbohydrate (11g sugars, 0 fiber), 1g protein.

Acknowledgement of Achievement for working on and contributing to the John H. Finley Post!

5th Grade: Abdramane S., Landin J., Fanta C., Noah R.