

# COLORADO'S PREMIER BEAD EVENT! 2017 CLASS DETAILS

LEARN

|

SHARE

|

CREATE

|

ENJOY

|

SHOP

## Rocky Mountain

# 25<sup>th</sup>

## ANNIVERSARY

# BEAD BAZAAR

Friday:

April 28

Limited Classes

Saturday:

April 29

10am - 6pm

Sunday:

April 30

10am - 5pm

DENVER MART - NE CORNER OF I-25 & 58TH AVE  
OPEN TO THE PUBLIC

# REGISTRATION INFORMATION

All classes offered are listed in the following pages. Each listing includes a project photo, skill level, prerequisites, class and kit fees, techniques, description, and materials not included in the kit.

## Notes:

- You do not need to be a Rocky Mountain Bead Society member to attend the Bazaar or take classes. However, members do not pay the \$15 Registration Fee for classes taken at the Bazaar, which is 50% of the annual membership fee! This fee is per student not per class and does not include admission into the show.
- Some classes have age limits and/or prerequisites; please check class information online prior to registration.
- Classes with less than the minimum number of students as of April 13th, will be cancelled and a full refund issued.

All classes have both a class fee and a kit fee. The class fee will be paid during the online registration process. The kit fee is paid directly to the instructor during class. An ATM is available near the registration desks in the front of the Mart.

Class descriptions specify a level of experience necessary to successfully keep up with the class and complete the project. To ensure both student and instructor satisfaction, please read the following descriptions carefully to determine if your skill set matches the class requirements prior to registering for a class. Experience levels are listed after the class number starting on page 8.

If you are not comfortable with a specific stitch used, check out our Beading for Rookies classes on page 22.

- All Levels (AL): No experience needed.
- Advanced Beginner (AB): Has experience in similar types of work.
- Intermediate (IN): Has prior experience and is ready to learn variations.
- Advanced (AV): Has completed several projects and is ready for a challenge.

Class descriptions also include a detailed list of materials and tools that students need to bring to the classroom. Generally, students bring the following: a bead mat, needles, thread, scissors, pliers, cutters, a task light, and extension cord (if available).

Food is available in the rear of the Mart, including a coffee cart.

Parking is free at the Mart; valet parking is not available. Motorized carts are not available to rent at the Mart.

Arrive 30 minutes prior to the start of your class to allow adequate time for check-in, locating your classroom, and settling in. You will only need to check-in once, regardless of how many classes you are taking.

Susan Sudia & Diane Markt  
RMBS Bead Bazaar Class Chairpersons

# BEADING FOR ROOKIES

## PEYOTE, HERRINGBONE, RIGHT ANGLE WEAVE



*Learn a new technique, or brush up on your skills before class!* Rookie classes in three basic stitches will be held throughout the weekend. Cost is \$20 each and includes the beads, thread and needles necessary to learn the basic stitch compliments of Beyond Beadery (Booth 407). *There is no formal project.*

Technique	Date and Time		Class Fee	Kit Fee	Class #
Introduction to Peyote	Friday 4/28	Session 1: 2:00 - 4:00	\$20 each	\$0	R28-01
	Saturday 4/29	Session 2: 11:00 - 1:00			R29-01
	Saturday 4/29	Session 3: 2:00 - 4:00			R29-04
Introduction to Herringbone	Friday 4/28	Session 1: 2:00 - 4:00	\$20 each	\$0	R28-02
	Saturday 4/29	Session 2: 11:00 - 1:00			R29-02
	Saturday 4/29	Session 3: 2:00 - 4:00			R29-05
Introduction to Right Angle Weave	Friday 4/28	Session 1: 2:00 - 4:00	\$20 each	\$0	R28-03
	Saturday 4/29	Session 2: 11:00 - 1:00			R29-03
	Saturday 4/29	Session 3: 2:00 - 4:00			R29-06

Friday sessions must be signed up for online, see page 17 for registration instructions. Saturday sessions: drop-ins welcome at each half hour.



## 2017 FRIDAY BEAD BAZAAR CLASSES

In an effort to accommodate everyone's schedule, we've added these fantastic Friday classes to our lineup.

Class Title	Time	Instructor	Class Fee	Kit Fee	Technique	Class #
Featherlight Metals	1:00 - 5:00	Gail Crosman Moore	\$100	\$35	Mixed Media	28-01
One O One Bracelet	2:00 - 5:00	Adele Kimpell	\$30	\$45	Beadweaving	28-02
Filigree Fantasy	2:00 - 5:00	Kieu Pham Gray	\$54	\$42	Metal & Wire Work	28-03

# 2017 SATURDAY CLASSES BY TECHNIQUE

Technique	Class Title	Instructor	Time	Class #
Beadweaving	Claudia Necklace	Adele Kimpell	9:00-4:00	29-02
Beadweaving	Jungle Fire	Kathy Luli	9:00-4:00	29-03
Beadweaving	O So Fringy Necklace	Teresa Medlock	9:00-4:00	29-04
Beadweaving	Summer Flora Necklace	Agnieszka Watts	9:00-4:00	29-05
Beadweaving	Pure Moodiness Bracelet	Laura Zeiner	9:00-4:00	29-06
Beadweaving	Indie Earring	Ralonda Patterson	9:00-12:00	29-07
Beadweaving	Laurel Wreath Bracelet	Diane Whiting	9:00-12:00	29-08
Beadweaving	Ouroboros Necklace	Diane Fitzgerald	9:00-12:00	29-09
Beadweaving	Hook Line and Sinker	Ralonda Patterson	1:00-4:00	29-14
Beadweaving	Pinch Me Bracelet	Diane Whiting	1:00-4:00	29-15
Beadweaving	Ziggurat	Diane Fitzgerald	1:00-4:00	29-16
Bead Embroidery	Filigree Pendant	Heidi Kummli	1:00-4:00	29-13
Leather	Bracelet Clinic	Elaine Teevens	9:00-12:00	29-10
Metalwork	R2R Cuff	Eva Sherman	9:00-4:00	29-01
Metalwork	Etched Copper Link Bracelet	Irene Tambos	9:00-12:00	29-11
Metalwork	Silver Illuminations	Kieu Pham Gray	9:00-12:00	29-12
Metalwork	Foldformed Leather Cuff	Elaine Teevens	1:00-4:00	29-17
Metalwork	Etched Copper Cuff	Irene Tambos	1:00-4:00	29-18
Metalwork	Enamels to Flight	Kieu Pham Gray	1:00-4:00	29-19
Micro Macrame	Wrap Bracelet	Sherri Stokey	1:00-4:00	29-20



# 2017 SUNDAY CLASSES BY TECHNIQUE

Technique	Class Title	Instructor	Time	Class #
Beadweaving	High Society	Diane Whiting	9:00-4:00	30-02
Beadweaving	Beaded Beads	Adele Kimpell	9:00-4:00	30-04
Beadweaving	Josephine's Treasure	Kathy Luli	9:00-4:00	30-05
Beadweaving	Two for One Bracelet	Teresa Medlock	9:00-4:00	30-06
Beadweaving	Waves of Grace	Ralonda Patterson	9:00-12:00	30-08
Beadweaving	Starz Bracelet	Diane Fitzgerald	9:00-12:00	30-09
Beadweaving	Venice Carnival Bracelet	Agnieszka Watts	9:00-12:00	30-11
Beadweaving	Elegant MiniDuos Necklace	Irene Hartung	2:00-5:00	30-13
Beadweaving	Bells of Ireland Necklace	Diane Fitzgerald	1:00-4:00	30-15
Beadweaving	Anna Karenina Bracelet	Agnieszka Watts	1:00-4:00	30-17
Loom / Leather	Looming with Leather - Basics	Elaine Teevens	9:00-12:00	30-10
Loom / Leather	Looming with Leather - Design Options	Elaine Teevens	1:00-4:00	30-16
Metalwork	Silver Scroll Cuff	Eva Sherman	9:00-4:00	30-03
Metalwork	Riveting Enamels	Kieu Pham Gray	9:00-12:00	30-12
Metalwork	Silver H2O!	Kieu Pham Gray	1:00-4:00	30-18
Micro Macrame	Falling Leaves Bracelet	Sherri Stokey	9:00-4:00	30-01
Mixed Media	"Ribbitt"	Kate Dowd	2:00-5:00	30-14
Wirework	Tree of Life Pendant	Susan Gardner	9:00-4:00	30-07

# FRIDAY – BEAD BAZAAR CLASSES

NEW!

## INSTRUCTOR: GAIL CROSMAN-MOORE

CLASS #28-01 (AL)

Friday 4/28 1:00 – 5:00

SKILL LEVEL: All levels

PREREQUISITES: None

CLASS FEE: \$100.00

KIT FEE: \$30.00 (mandatory)

TECHNIQUE: Mold Making, casting, coloring using alcohol inks and gilders paste and finishing.

DESCRIPTION: Students will explore mold making, casting, and finishing pieces using the amazing Paper clay. The techniques used are the same ones that Gail uses for metal clay, resin, polymer and paper.

ADDITIONAL MATERIALS NEEDED: Objects for molding.

## FEATHERLIGHT METALS



## INSTRUCTOR: ADELE KIMPELL

CLASS #28-02 (AL)

Friday 4/28 2:00 – 5:00

SKILL LEVEL: All Levels

PREREQUISITES: None

CLASS FEE: \$30.00

KIT FEE: \$45.00 (mandatory)

TECHNIQUE: Right Angle Weave

DESCRIPTION: Combine One-beads and O-beads in this unique design to create the three strand One-O-One Bracelet. Worked in the designer's very simple adaptation of right-angle weave (RAW), three individual strands are stitched (two strands using One-beads and one strand using O-beads). Complete step-by-step instructions will guide students as they make this dramatic bracelet.

ADDITIONAL MATERIALS NEEDED: Scissors, beading mat, task lamp and magnification (if needed).

## ONE O ONE BRACELET



## INSTRUCTOR: KIEU PHAM GRAY

CLASS #28-03 (IN)

Friday 4/28 2:00 – 5:00

SKILL LEVEL: Intermediate

PREREQUISITES: Must have soldering and wireworking experience

CLASS FEE: \$54.00

KIT FEE: \$42.00 (mandatory)

TECHNIQUE: Metalwork and Wirework

DESCRIPTION: Create delicate works of art with filigree. We will bend, twist and turn sterling silver stock to create an intricate pendant. Students will be challenged to put their creativity to action while continuing to fine tune your skills. Pre-requisite, must have soldering experience and wire working experience.

ADDITIONAL MATERIALS NEEDED: Magnifying glasses (MUST), fine tweezers, flush cutters (ultra preferred), fine tip round nose pliers, flat nose pliers, chain nose pliers, awl (fine), needle files

## FILIGREE FANTASY





## SATURDAY – BEAD BAZAAR CLASSES

### INSTRUCTOR: EVA SHERMAN

CLASS #29-01 (AL)

Saturday 4/28 9:00 - 4:00pm

SKILL LEVEL: All levels

PREREQUISITES: Soldering experience helpful but adventurous beginners are welcome.

CLASS FEE: \$120.00

KIT FEE: \$50.00 (mandatory)

TECHNIQUE: Metalsmithing

DESCRIPTION: Attach Rings 2 Rings in a random pattern to create a truly one-of-a-kind cuff! Use of positive/negative space as a design element, plus the economy provided by the pre-made jump rings, allows students to create larger pieces without the traditional limitations of cost and weight.

ADDITIONAL MATERIALS NEEDED: Butane torch, butane, solder board, cookie sheet, rind mandrel, rawhide mallet, and pair of chain nose pliers.

### R2R CUFF



### INSTRUCTOR: ADELE KIMPELL

CLASS #29-02 (AL)

Saturday 4/28 9:00 - 4:00pm

SKILL LEVEL: All Levels

PREREQUISITES: None

CLASS FEE: \$60.00

KIT FEE: \$48.00 (mandatory)

TECHNIQUE: Tubular netting

DESCRIPTION: Combine Toho permanent-finish seed beads with the soft look of Toho Glow-in-the-Dark seed beads. This graceful tubular netting necklace is punctuated with a compelling cascading focal pendant using luminescent suede-gold 6 mm round beads and seed beads. Detailed step by step instructions will guide students as they make this graceful necklace.

ADDITIONAL MATERIALS NEEDED: Scissors, beading mat, task lamp and magnification (if needed).

### CLAUDIA NECKLACE



### INSTRUCTOR: KATHY LULI

CLASS #29-03 (AL)

Saturday 4/28 9:00 - 4:00pm

SKILL LEVEL: All Levels

PREREQUISITES: None

CLASS FEE: \$85.00


KIT FEE: \$50.00 (mandatory)

TECHNIQUE: Embroidery, Peyote stitch

DESCRIPTION: The jungle green and bright orange fire from the cab is captured in the bead embroidery background. Some sparkle from crystals, shiny copper beads and some pearls are added. Participants will learn several stitches for the background and edging as well as the bezel. An alternate color of Arctic Ice in soft blues and white will be available.

ADDITIONAL MATERIALS NEEDED: #4 Fireline, or OneG, beading needles, E6000 glue, glue stick, beading mat, scissors, and task lamp.

### JUNGLE FIRE



### INSTRUCTOR: TERESA MEDLOCK

CLASS #29-04 (IN)

Saturday 4/28 9:00 - 4:00pm

SKILL LEVEL: Intermediate

PREREQUISITES: Prior experience with tubular peyote is helpful but not required.

CLASS FEE: \$60.00

KIT FEE: \$25.00 (mandatory)

TECHNIQUE: Peyote, Chenille Stitch

DESCRIPTION: This necklace takes Chenille stitch to a new level. Learn to transition from Chenille stitch to tubular peyote, add embellishments and fringe to create this attractive and versatile beauty. ADDITIONAL MATERIALS NEEDED: #11 or #12 beading needles, 6lb Fireline bead mat, scissors, pen or pencil, and if needed a lamp and or magnifiers.

### O SO FRINGY NECKLACE



© Teresa Medlock  
Bead Fun 2016



## SATURDAY – BEAD BAZAAR CLASSES

### INSTRUCTOR: AGNIESZKA WATTS

CLASS #29-05 (IN)

Saturday 4/28 9:00 - 4:00pm

SKILL LEVEL: Intermediate

PREREQUISITES: Peyote Stitch

CLASS FEE: \$50.00

KIT FEE: \$65.00 (mandatory)

TECHNIQUE: Multiple Stitches

DESCRIPTION: Soft and mellow colors of this necklace resemble quiet, sunny summer afternoon. Each small flower component can be incorporated in other projects like bracelets or earrings.

ADDITIONAL MATERIALS NEEDED: Beading mat, beading needles #11, scissors, FireLine 4 lb test, task lamp.

### SUMMER FLORA NECKLACE



### INSTRUCTOR: LAURA ZEINER

CLASS #29-06 (AL)

Saturday 4/28 9:00 - 4:00pm

SKILL LEVEL: All Levels

PREREQUISITES: None

CLASS FEE: \$20.00

KIT FEE: \$55.00 (mandatory)

TECHNIQUE: Brick and Peyote Stitch

DESCRIPTION: Remember the mood rings of the 60's and 70's? Well, they're back in bracelet form! People will know whether it is safe to approach you just by looking at the colors on your arm. Construct a beautiful bracelet of circular concentric brick stitch in a straight line or get a little quirky with the shape and wear your heart (or at least your mood) on your sleeve.

ADDITIONAL MATERIALS NEEDED: Scissors

### PURE MOODINESS BRACELET



### INSTRUCTOR: ROLANDA PATTERSON

CLASS #29-07 (IN)

Saturday 4/28 9:00 - 12:00pm

SKILL LEVEL: Intermediate

PREREQUISITES: Understanding of basic CRAW.

CLASS FEE: \$40.00

KIT FEE: \$25.00 (optional)

TECHNIQUE: CRAW

DESCRIPTION: Advance your stitching of cubic right angel weave with this elegant shaped earring.

ADDITIONAL MATERIALS NEEDED: Beading thread.

### INDIE EARRING



### INSTRUCTOR: DIANE WHITING

CLASS #29-08 (AB)

Saturday 4/28 9:00 - 12:00pm

SKILL LEVEL: Advanced Beginner PREREQUISITES: Some off-loom beading familiarity helpful.

CLASS FEE: \$45.00

KIT FEE: \$35.00\* (mandatory)

\*2mm round Swarovski Crystal upgrade +\$25.00

TECHNIQUE: Right Angel Weave

DESCRIPTION: Wrap your wrist in laurel leaves to celebrate all your victories! This bracelet is reversible, with different Colors on each side. Also included is a new tool that makes starting CRAW easy!

ADDITIONAL MATERIALS NEEDED: None

### LAUREL WREATH BRACELET





## SATURDAY – BEAD BAZAAR CLASSES

### INSTRUCTOR: DIANE FITZGERALD

CLASS #29-09 (IN)

Saturday 4/28 9:00 - 12:00pm

SKILL LEVEL: Intermediate

PREREQUISITES: Students should be fluent in one or more beading techniques.

KIT FEE: \$55.00 (mandatory)

CLASS FEE: \$70.00

TECHNIQUE: Netting

DESCRIPTION: This comfortable necklace closes with a dramatic snake head clasp. The etched two-hole daggers which form the body resemble scales.

ADDITIONAL MATERIALS NEEDED: Size 10 beading needles, Fireline 6 lb. smoke, Microcrystalline wax\* disposable lighter\*, Bead mat and light (optional). (\*these items will be available for use during class)

### OUROBOROS NECKLACE



Ouroboros Necklace  
with Etched Daggers  
© 2016 Diane Fitzgerald

### INSTRUCTOR: ELAINE TEEVENS

CLASS # 29-10 (AL)

Saturday 4/28 9:00 - 12:00pm

SKILL LEVEL: All Levels

PREREQUISITES: None

CLASS FEE: \$35.00


KIT FEE: \$20.00 (mandatory)

TECHNIQUE: Metalsmithing/Leather

DESCRIPTION: This class is a great way to experiment with the many ways you can make leather bracelets using a few simple components, including the new Dorabeth Designs bracelet focals. You'll be able to pick one (or more!) of numerous design choices and then complete your project. We'll cover the basic principles of designing leather bracelets, along with how to size your bracelet and numerous other tips. All designs included in this class are copyright free!

ADDITIONAL MATERIALS NEEDED: Chain Nose Pliers, Round Nose Pliers, Flush Cutters.

### BRACELET CLINIC



### INSTRUCTOR: IRENE TAMBOS

CLASS # 29-11 (AL)

Saturday 4/28 9:00 - 12:00pm

SKILL LEVEL: All Levels

PREREQUISITES: Some metalwork experience helpful.

CLASS FEE: \$30.00

KIT FEE: \$20.00 (mandatory)

TECHNIQUE: Metalsmithing

DESCRIPTION: Learn to etch copper sheet, including several methods of applying resist. After the etching is complete, you'll learn some simple methods for cutting links from the sheet and then how to finish and dap them. You'll then apply patina and assemble your bracelet using beads and wire. If desired, we'll also show you how to form your own handmade clasp.

ADDITIONAL MATERIALS NEEDED: Dremel, metal punch, dapping block, hammer, metal shears helpful but some tools will be available for student use.

### ETCHED COPPER LINKED



### INSTRUCTOR: KIEU PHAM GRAY

CLASS # 29-12 (AL)

Saturday 4/28 9:00 - 12:00pm

SKILL LEVEL: All Levels

PREREQUISITES: None

CLASS FEE: \$54.00

KIT FEE: \$40.00 (mandatory)

TECHNIQUE: Metalsmithing

DESCRIPTION: If you have been thinking about metalwork, join Kieu for a half day of fun. By the end of class not only will you have a good start to metalworking, you will have a bold bracelet to show off your new skills.

ADDITIONAL MATERIALS NEEDED: Bench pin. Optional: Magnifiers

### SILVER ILLUMINATIONS





## SATURDAY – BEAD BAZAAR CLASSES

### INSTRUCTOR: HEIDI KUMMLI

CLASS # 29-13 (IN)

Saturday 4/28 1:00 - 4:00pm

SKILL LEVEL: Intermediate

PREREQUISITES: Students should be comfortable with 15° & threading a beading needle.

KIT FEE: \$85.00 (mandatory)

CLASS FEE: \$85.00

TECHNIQUE: Embroidery

DESCRIPTION: Students will bead embroider 3 beautiful filigree components, stitch them together and attach to an ultra-suede foundation. Students will also learn how to glue stones in place and bezel a lovely crystal. The pendant is finished with a simple edging. A bail will be attached, but no cord will be included in the kit.

ADDITIONAL MATERIALS NEEDED: Beading thread and needles, glue such as E6000 and Tacky glue, cardboard for lining, bead pad and light.

### FILIGREE PENDANT



### INSTRUCTOR: ROLANDA PATTERSON

CLASS # 29-14 (AB)

Saturday 4/28 1:00 - 4:00pm

SKILL LEVEL: Advanced Beginner

PREREQUISITES: Working with 15's and a sense of adventure

CLASS FEE: \$40.00

KIT FEE: \$45.00 (mandatory)

TECHNIQUE: Peyote Stitch

DESCRIPTION: Fall in love with this little bit of whimsy fishy and develop a love for tubular peyote. ADDITIONAL MATERIALS NEEDED: Beading thread.

### HOOK LINE & SINKER



### INSTRUCTOR: DIANE WHITING

CLASS # 29-15 (AB)

Saturday 4/28 1:00 - 4:00pm

SKILL LEVEL: All Levels

PREREQUISITES: None

CLASS FEE: \$45.00

KIT FEE: \$25.00 (mandatory)

TECHNIQUE: Multiple Bead Weaving Stitches

DESCRIPTION: A lovely and delicate bracelet of pinch beads and crystals, with a new clasp technique you'll want to use over and over again...

ADDITIONAL MATERIALS NEEDED: None

### PINCH ME BRACELET



### INSTRUCTOR: DIANE FITZGERALD

CLASS # 29-16 (IN)

Saturday 4/28 1:00 - 4:00pm

SKILL LEVEL: Intermediate

PREREQUISITES: Must know peyote stitch

CLASS FEE: \$70.00

KIT FEE: \$45 (mandatory)

TECHNIQUE: Riveting Stitch.

DESCRIPTION: Resembling the ziggurat pyramids of ancient Mesopotamia, Learn to build this shape to make units using quadratile beads

ADDITIONAL MATERIALS NEEDED: Size 10 beading needles, Fireline 6 lb. smoke, microcrystalline wax, disposable lighter, scissors, and beading lamp and magnifiers if required.

### ZIGGURAT BRACELET



Ziggurat Bracelet  
© 2015 Diane Fitzgerald



## SATURDAY – BEAD BAZAAR CLASSES

### INSTRUCTOR: ELAINE TEEVENS

CLASS #29-17 (AL)

Saturday 4/28 1:00 – 4:00pm

SKILL LEVEL: All Levels

PREREQUISITES: Some wirework experience helpful.

CLASS FEE: \$35.00

KIT FEE: \$35.00 (mandatory)

TECHNIQUE: Metalsmithing

DESCRIPTION: Foldforming without fire! Learn some basic foldforming techniques while creating a beautiful bracelet focal using embossed, pre-patinated copper sheet. Following this, you'll learn how to embellish your creation using simple wire-wrapping techniques. You'll then rivet your focal onto a leather band and complete your bracelet. ADDITIONAL MATERIALS NEEDED: Bench block, rivet setter, hammer, chain nose pliers, round nose pliers, metal shears, flush cutters. Some tools will be available for student use.

### FOLDFORMED LEATHER CUFF



### INSTRUCTOR: IRENE TAMBOS

CLASS # 29-18 (AB)

Saturday 4/28 1:00 – 4:00pm

SKILL LEVEL: Advanced Beginner PREREQUISITES: Some metalwork experience helpful.

CLASS FEE: \$35.00

KIT FEE: \$25.00 (mandatory)

TECHNIQUE: Metalsmithing

DESCRIPTION: Learn to etch copper sheet, including several methods of applying resist. After the etching is complete, you'll learn how to cut a bracelet blank from the etched copper and apply patina. Following this, you'll learn different ways to set a stone or focal bead on the bracelet and then finish and forge your cuff bracelet.

ADDITIONAL MATERIALS NEEDED: Dremel, metal shears, metal punch, chain nose pliers, round nose pliers, bracelet mandrel, hammer. Some tools will also be available for student use.

### ETCHED COPPER CUFF



### INSTRUCTOR: KIEU PHAM GRAY

CLASS # 29-19 (IN)

Saturday 4/28 1:00 – 4:00pm

SKILL LEVEL: Intermediate

PREREQUISITES: Some torch fired enamel experience helpful

CLASS FEE: \$54.00

KIT FEE: \$42.00 (mandatory)

TECHNIQUE: Metalsmithing

Description Take enamels to new heights with separation enamel. Through a series of layers and firing students will learn to transform copper and transparent enamels. (A variety of enamel colors will be provided to share.)

ADDITIONAL MATERIALS NEEDED: Chain nose pliers, #2 paint brush (fine tip), 5 pages of any magazine (of any kind), flat nose pliers, side cutters (flush preferred), magnifying glasses and Ott light as needed.

### ENAMELS TO FLIGHT



### INSTRUCTOR: SHERRI STOKEY

CLASS # 29-20 (AL)

Saturday 4/28 1:00 – 4:00pm

SKILL LEVEL: All levels

PREREQUISITES: None

CLASS FEE: \$45.00

KIT FEE: \$20.00

TECHNIQUE: Macramé

DESCRIPTION: This class will teach you five of the most common knots (square knots, half knots, overhand knots, double half hitches and larks head knots) used in micro macramé projects while making a fun wrap bracelet. This class is great for beginning students as a way to get familiar with knotting and working with cord and is a good review for more seasoned knotters.

ADDITIONAL MATERIALS NEEDED: Pinning surface, pins (straight pins and/or T pins) scissors, glue (suggest hypo cement). Optional – Fray Check

### WRAP BRACELET





# SUNDAY — BEAD BAZAAR CLASSES

## INSTRUCTOR: SHERRI STOKEY

CLASS # 30-01 (IN)

Sunday 4/30 9:00 - 4:00pm

SKILL LEVEL: Advanced Beginner PREREQUISITES: Knowledge of double half hitch knots.

CLASS FEE: \$75.00

KIT FEE: \$8.00 (optional)

TECHNIQUE: Macramé

DESCRIPTION: Learn how to combine a couple basic knots into a fun pattern that looks like a chain of leaves (we'll cover both the solid colored leaves and the striped ones) and how to finish off the bracelet using a split ring and clasp for a really professional look. Instructions will be provided to take with you in case you do not finish your bracelet in class.

ADDITIONAL MATERIALS NEEDED: Pinning surface, pins (straight pins and/or T pins) scissors, glue (suggest hypo cement). Optional - Fray Check

## FALLING LEAVES BRACELET



## INSTRUCTOR: DIANE WHITING

CLASS # 30-02 (AB)

Sunday 4/30 9:00 - 4:00pm

SKILL LEVEL: Advanced Beginner PREREQUISITES: Some off-loom beading familiarity is helpful.

CLASS FEE: \$65.00

KIT FEE: \$65.00 (mandatory)

TECHNIQUE: Right Angel Weave

DESCRIPTION: Elegant lines and unmistakable Swarovski sparkle are the main elements of this very wearable necklace! Wear this classic piece with or without the removable pendant drop.

ADDITIONAL MATERIALS NEEDED: None

## HIGH SOCIETY



## INSTRUCTOR: EVA SHERMAN

CLASS # 30-03 (IN)

Sunday 4/30 9:00 - 4:00pm

SKILL LEVEL: Intermediate

PREREQUISITES: Previous soldering experience strongly recommended.

CLASS FEE: \$120.00

KIT FEE: \$50.00 (mandatory)

TECHNIQUE: Metalsmithing

DESCRIPTION: Make it today, wear it tonight! Incorporating silversmithing techniques while designing with wire opens up a whole new world of creative possibilities. Students will learn to use a hydraulic press, plus basic silversmithing techniques using 14-gauge silver wire, and how to incorporate tube-set bezels.

ADDITIONAL MATERIALS NEEDED: Oval steel bracelet mandrel, butane and butane torch, solder board, cookie sheet, metal file and rawhide mallet.

## SILVER SCROLL CUFF



## INSTRUCTOR: ADELE KIMPELL

CLASS # 30-04 (AB)

Sunday 4/30 9:00 - 4:00pm

SKILL LEVEL: Advanced Beginner PREREQUISITES: None

CLASS FEE: \$60.00

KIT FEE: \$35.00 (mandatory)

TECHNIQUE: Square Stitch and Right Angle Weave

DESCRIPTION: Japanese seed beads combined with a variety of two and four-hole beads create the sculptural elegance of these beads that are worked in a combination of quasi-tubular Ndebele herringbone, right-angle weave, and square stitch. The beads make a dramatic statement whether worn singly or in multiples on a neck wire or carrier of your choice. What fun these beads are to wear!

ADDITIONAL MATERIALS NEEDED: Scissors, beading mat, task lamp and magnification (if needed).

## BEADED BEADS





# SUNDAY — BEAD BAZAAR CLASSES

## INSTRUCTOR: KATHY LULI

CLASS # 30-05 (IN)

Sunday 4/30 9:00 - 4:00pm

SKILL LEVEL: Intermediate

PREREQUISITES: Working knowledge of tubular peyote.

CLASS FEE: \$85.00

KIT FEE: \$90.00 (mandatory)


TECHNIQUE: Peyote stitch, Netting

DESCRIPTION: Find treasures in the medallions embellished with crystals and pearls.

The various sizes and shapes of rivolis and pearls are bezeled, embellished, and joined to finish this opulent necklace.

ADDITIONAL MATERIALS NEEDED: Beading Mat, Scissors, thread burner and task lamp.

## JOSEPHINE'S TREASURES



## INSTRUCTOR: TERESA MEDLOCK

CLASS # 30-06 (IN)

Sunday 4/30 9:00 - 4:00pm

SKILL LEVEL: Intermediate

PREREQUISITES: None

CLASS FEE: \$60.00

KIT FEE: \$20.00 (mandatory)

TECHNIQUE: Peyote, RAW and others

DESCRIPTION: This bracelet gives you two looks in one. One side looks like multiple ropes while the clasp side appears as a nice embellishment. A rare combination of CRAW, Chenille and peyote stitches.

ADDITIONAL MATERIALS NEEDED: #11 or #12 beading needles, 6lb Fireline, bead mat, scissors, pen or pencil, and if needed a lamp and or magnifiers.

## TWO FOR ONE BRACELET



## INSTRUCTOR: SUSAN GARDNER

CLASS # 30-07 (IN)

Sunday 4/30 9:00 - 4:00pm

SKILL LEVEL: Intermediate

PREREQUISITES: Some beading experience

CLASS FEE: \$60.00

KIT FEE: \$20.00 (mandatory)

TECHNIQUE: Wireworking

DESCRIPTION: Learn to create a beautiful beaded wire tree pendant.

ADDITIONAL MATERIALS NEEDED: Magnifying glasses, scissors, beading mat, task lamp, extension cord, and favorite beading needles.

## TREE OF LIFE BEADED WIRE PENDANT



## INSTRUCTOR: ROLANDA PATTERSON

CLASS # 30-08 (AB)

Sunday 4/30 9:00 - 12:00pm

SKILL LEVEL: All Levels

PREREQUISITES: None

CLASS FEE: \$40.00

KIT FEE: \$65.00 (mandatory)

TECHNIQUE: Multiple stitches

Description Students will learn how to combine a Swarovski sew on, solid ring and basic bead weaving to create a refined bracelet. Waves of Grace is a deceptively simple design that is versatile and rewarding. All skill levels are encouraged.

ADDITIONAL MATERIALS NEEDED: None

## WAVES OF GRACE





# SUNDAY — BEAD BAZAAR CLASSES

## INSTRUCTOR: DIANE FITZGERALD

CLASS # 30-09 (IN)

Sunday 4/30 9:00 - 12:00pm

SKILL LEVEL: Intermediate

PREREQUISITES: Must know peyote stitch and other stitches fluently.

CLASS FEE: \$70.00

KIT FEE: \$40.00 (mandatory)

TECHNIQUE: Peyote variation

DESCRIPTION: Make star-like units and connect them for a bracelet using two-hole triangles, quadrangles and other beads.

ADDITIONAL MATERIALS NEEDED: Size 10 beading needles, Fireline 6 lb. smoke, Microcrystalline wax\* disposable lighter\*, Bead mat and light (optional). (\*these items will be available for use during class)

## STARZ BRACELET



Starz Bracelet  
16 Diane Fitzgerald

## INSTRUCTOR: ELAINE TEEVENS

CLASS # 30-10 (AL)

Sunday 4/30 9:00 - 12:00pm

SKILL LEVEL: All Levels

PREREQUISITES: None

CLASS FEE: \$35.00

KIT FEE: \$20.00 (mandatory)

TECHNIQUE: Loomwork

DESCRIPTION: Students will learn to warp the Rick's loom with round or braided wire and complete a woven leather bracelet. If desired, students can add embellishments to the bracelet.

ADDITIONAL MATERIALS NEEDED: Sharp scissors, flush cutters

## LOOMING WITH LEATHER - BASICS



## INSTRUCTOR: AGNIESZKA WATTS

CLASS # 30-11 (IN)

Sunday 4/30 9:00 - 12:00pm

SKILL LEVEL: Intermediate

PREREQUISITES: Experience with netting and familiarity with 2-hole beads.

CLASS FEE: \$25.00

KIT FEE: \$38.00 (mandatory)

TECHNIQUE: Multiple Stitches

DESCRIPTION: Create this fun and sparkling colored crystal bangle bracelet. After class, you can make more in different colors and stack them together like a rainbow adorning your wrist.

ADDITIONAL MATERIALS NEEDED: Beading Mat, Beading needles #11, Scissors, Fire-Line 4 lb. test, Task Lamp.

## VENICE CARNIVAL BRACELET



## INSTRUCTOR: KIEU PHAM GRAY

CLASS # 30-12 (AL)

Sunday 4/30 9:00 - 12:00pm

SKILL LEVEL: All Levels

PREREQUISITES: None

CLASS FEE: \$54.00


KIT FEE: \$35.00 (mandatory)

TECHNIQUE: Metalsmithing

DESCRIPTION: Learn enameling and cold connections in one class. You will learn to torch fire enamel on copper and use transparent enamels on silver to create true colors. After firing all the pieces you will rivet the pieces together. Students will finish at least one pendant.

ADDITIONAL MATERIALS NEEDED: Chain nose pliers, #2 paint brush (fine tip), 5 pages of any magazine (of any kind), flat nose pliers, side cutters (flush preferred), magnifying glasses and Ott light as needed.

## RIVETING ENAMELS





# SUNDAY — BEAD BAZAAR CLASSES

## INSTRUCTOR: IRENE HARTUNG

CLASS # 30-13 (AB)

Sunday 4/30 1:30 - 4:30pm

SKILL LEVEL: Advanced Beginner PREREQUISITES: Some seed bead experience.

CLASS FEE: \$ 42.00

KIT FEE: \$36.00 (cash only) (mandatory)

TECHNIQUE: Stringing/knotting

DESCRIPTION: An original design necklace made using Mini Superduos and seed beads with several color choices.

ADDITIONAL MATERIALS NEEDED: Bead mat, bead needles, scissors and light (optional).

## ELEGANT MINIDUOS NECKLACE



## INSTRUCTOR: KATE DOWD

CLASS # 30-14 (AL)

Sunday 4/30 1:30 - 4:30pm

SKILL LEVEL: All levels

PREREQUISITES: None

CLASS FEE: \$45.00

KIT FEE: \$20.00 (mandatory)

TECHNIQUE: Design

DESCRIPTION: Designing with color pencil on Shrink plastic and adding crystal embellishments.

ADDITIONAL MATERIALS NEEDED: Sharp scissors, eraser, light, bead mat. Optional, but very helpful: turntable or lazy Susan for rotating piece.

## "RIBBIT"



## INSTRUCTOR: DIANE FITZGERALD

CLASS # 30-15 (AB)

Sunday 4/30 1:00 - 4:00pm

SKILL LEVEL: Advanced Beginner PREREQUISITES: Students should be fluent in one or more beading techniques.

CLASS FEE: \$70.00

KIT FEE: \$55.00 (mandatory)

TECHNIQUE: Spiral rope variation

DESCRIPTION: Using a spiral rope variation, create this necklace to resemble the Bells of Ireland Flower.

ADDITIONAL MATERIALS NEEDED: Size 10 beading needles, Fireline 6 lb. smoke, Microcrystalline wax\* disposable lighter\*, Bead mat and light (optional). (\*these items will be available for use during class)

## BELLS OF IRELAND NECKLACE





# SUNDAY — BEAD BAZAAR CLASSES

## INSTRUCTOR: ELAINE TEEVENS

CLASS # 30-16 (AL)

Sunday 4/30 1:00 - 4:00pm

SKILL LEVEL: All Levels

PREREQUISITES: None

CLASS FEE: \$35.00

KIT FEE: \$35.00 (mandatory)

TECHNIQUE: Loomwork

DESCRIPTION: This class will introduce you with many innovative ways to use leather, cord, and beads to weave some really unique bracelets using the Ricks Loom. Students will be able to select a design from several options. You'll learn the basics of warping a loom with leather or cord, how to incorporate beads into your design, different weaving methods, and how to professionally finish your creation, of course, we'll include many tips and tricks when weaving with leather!

ADDITIONAL MATERIALS NEEDED: Rick's loom (the "little Ricky" loom will be available for purchase for \$25.00)

## LOOMING LEATHER - DESIGN OPTIONS



## INSTRUCTOR: AGNIESZKA WATTS

CLASS # 30-17 (IN)

Sunday 4/30 1:00 - 4:00pm

SKILL LEVEL: Intermediate

PREREQUISITES: Experience with Netting and familiarity with 2-hole beads.

CLASS FEE: \$25.00

KIT FEE: \$54.00 (mandatory)

TECHNIQUE: Multiple Stitches

DESCRIPTION: Create this enchanting bracelet which has a nostalgic and vintage look. Stitch beaded components onto the brass filigree and then create the decorative borders with colorful beads. The finished component can be modified to create a captivating pendant, to make a matched set. ADDITIONAL MATERIALS NEEDED: Beading Mat, Beading needles #11, Scissors, FireLine 6 lb. test, Task Lamp, set of pliers.

## ANNA KARENINA BRACELET



## INSTRUCTOR: KIEU PHAM GRAY

CLASS # 30-18 (AL)

Sunday 4/30 1:00 - 4:00pm

SKILL LEVEL: All Levels

PREREQUISITES: None

CLASS FEE: \$54.00

KIT FEE: \$64.00 (mandatory)

TECHNIQUE: Metalsmithing

DESCRIPTION: Create nature inspired pieces for one-of-a-kind pendants, rings, earrings and more. This free form technique is fun, easy and fool proof; no piece could ever be wrong. In addition to completing the pendant shown, students will have the opportunity to make several pieces that may be used after the class.

ADDITIONAL MATERIALS NEEDED: Side cutters (flush preferred), chain nose pliers, Flat nose pliers. Additional Sterling silver or fine silver scrap (optional), magnifying glasses and Ott light as needed.

## SILVER H2O!





# BEADING FOR ROOKIES

## REGISTRATION INSTRUCTIONS:

**Registration for Rookie Classes is not done using the online system, which charges non-members a \$15 registration fee.** RMBS is waiving this fee for non-members for all Rookie Classes.

Sign up for a Rookie class by:

(Option 1) Submitting this form, [CLICK HERE](#)

(Option 2) Signing up at the Beading 101 Booth during the show (this option only available for Saturday sessions, if you wish to attend a Friday session you must fill out the form in Option 1).

*Sign up early, space is limited!*

## INTRODUCTION TO PEYOTE

CLASS # R28-01; R29-01; R29-04      Fri 4/28 2-4      Sat 4/29 11-1pm; 2-4

CLASS FEE: \$20 (Materials included)

Students will receive hands on instruction on the basics of Peyote Stitch. This is a technique class, there will be no formal project.



## INTRODUCTION TO HERRINGBONE

CLASS # R28-02; R29-02; R29-05      Fri 4/28 2-4      Sat 4/29 11-1pm; 2-4

CLASS FEE: \$20 (Materials included)

Students will receive hands on instruction on the basics of Herringbone Stitch. This is a technique class, there will be no formal project.



## INTRODUCTION TO RIGHT ANGLE WEAVE

CLASS # R28-03; R29-03; R29-06      Fri 4/28 2-4      Sat 4/29 11-1pm; 2-4

CLASS FEE: \$20 (Materials included)

Students will receive hands on instruction on the basics of Right Angle Weave. This is a technique class, there will be no formal project.



Class kits sponsored by:

