

# About us:

36+ years of experience in the Heavy Timber industry.

Our trained staff will assist Architects, Engineers and Contractors in putting together a specialized "Heavy Timber" design that meets your needs and budget.

The beauty of wood creates a warm friendly atmosphere that is very desirable and unique in the construction industry.


The use of Heavy Timber as the main structural framing system in conjunction with pre-finished wood decking and nail base insulation creates an affordable, energy efficient system.

This system can be utilized to design basic conservative structures or it can be used to meet the needs of the most spectacular structures imaginable.

Our pricing is very reasonable, and the quality of work that you will receive from Glue-Lam Erectors, Inc. is second to none.

Our attention to detail, years of experience and flexibility is what separates us from the rest.

Glue-Lam Erectors, Inc. is your trusted choice for getting the job done right.



## Glue-Lam Erectors, Inc.

6 Trafalgar Square

PO Box 10


Trafalgar, IN 46181

P: 317-878-9717 F: 317-878-9727

Email: [gluelamerectors@earthlink.net](mailto:gluelamerectors@earthlink.net)



Website: [www.glue-lamerectors.com](http://www.glue-lamerectors.com)

**"Follow us on facebook @ Glue-Lam Erectors Incorporated"**



## Glue-Lam Erectors, Inc.

**"Specialist in Heavy Timber Installation and Sales"**





## Sales & Installation:

### Custom Heavy Timber Structures:

- Beams
- Logs
- Trusses

### Wood Decking:

- Solid
- Laminated Decking
- A distributor of "Lock Deck"

### Nail Base Insulation:

- Cross Vent
- Non-Vented

### Engineering:

- P.E. Stamped Shop Drawings

