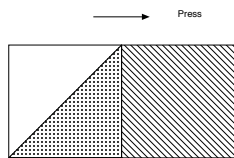


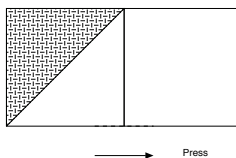
Peninsula Piecemakers Winter Mystery 2018 **Part 2**

Take a half square triangle unit made in month 1 and sew it to print 2 1/2" square:



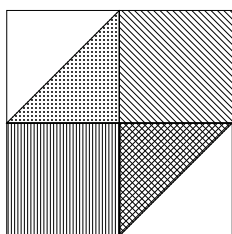
Press to the print square. Repeat to make a total of **120** units like this. Unit A

Take a half square triangle unit made in month 1 and sew it to a background 2 1/2" square:

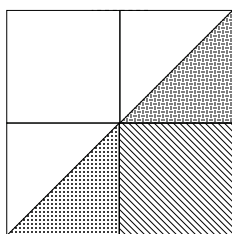


Press to the background square. Repeat to make a total of **40** units like this. Unit B

Sew together 2 Unit As to make **40** Units like this (using 80/120 unit As):



Take 1 Unit A and 1 Unit B, sew them together like this:



Make **40**.

From the 120 print rectangles 2 1/2" by 4 1/2" select **112** and sew them together to make **56** pairs. Press to one side.

