



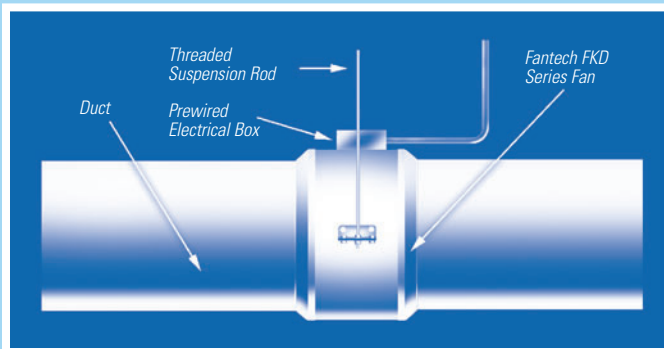
FKD SERIES ROUND INLINE MIXED FLOW CENTRIFUGAL FANS

Fantech FKD direct drive, mixed flow centrifugal fans blend the high flow of axial fans with the higher pressure, non-overloading characteristics of backward curved impellers. An excellent choice for exhaust or supply applications where quieter performance and easy installation are important. Perfect for commercial and institutional structures such as offices, hospitals, beauty salons, veterinary clinics as well as residential applications such as kitchen range hood exhaust.

FKD straight-through inline design fans are available in a wide range of sizes for easy installation in duct sizes from 8" to 20". Fans can be mounted at any angle at any point along the duct work. Motors are capable of operating in airstream temperatures up to 140° F. Motor bearings are permanently sealed, self lubricating ball type.

100% Speed Controllable

All FKD fans are 100% speed controllable through voltage reduction allowing for on-demand ventilation or precision balancing of systems.




Fantech, Inc. and Fantech Limited certify that the FKD Series shown herein is licensed to bear the AMCA Seal. The ratings shown are based on tests and procedures performed in accordance with AMCA Publication 211 and AMCA Publication 311 and comply with the requirements of the AMCA Certified Ratings Program.



THREE YEAR WARRANTY

EXTERNAL ROTOR MOTORS

All FKD Series fans utilize our unique external rotor motors. The motor's enclosed design allows the fan to operate in high moisture, lint and dust laden air. The motors are a permanent split capacitor type, with automatic reset thermal overload protection and sealed ball bearings. These features ensure long life and maintenance free operation. All motors and impellers are designed as one integral unit, allowing for excellent motor heat dissipation, even at a low RPM.



HARD WORKING. LONG LASTING. HERE'S WHY:

- Galvanized steel housing
- External rotor motor with built-in thermal overload protection and automatic reset
- Mixed flow impeller
- Permanently lubricated sealed ball bearings
- Excellent heat dissipation to ensure long motor life
- Suitable for airstream temperatures up to 140° F
- 100% speed controllable
- Terminal box with prewired electrical strip
- Three-year warranty

12 MODELS TO CHOOSE FROM:

- 8" to 20" duct diameters
- 836 to 6291 CFM
- 100% speed controllable
- Rated for airstream temperatures up to 140° F
- Three-year factory warranty



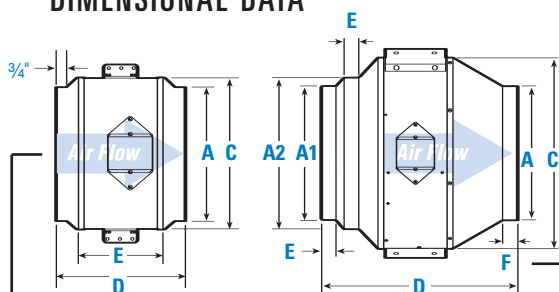
FKD 10

FKD SERIES

INLINE MIXED FLOW DUCT FANS



DIMENSIONAL DATA



Model	A	A1	A2	C	D	E	F
FKD 8XL	8	-	-	12½	15½	7	-
FKD 10	10	-	-	12½	12½	7	-
FKD 10XL	10	-	-	14	15	8	-
FKD 12	12	-	-	14	12½	8	-
FKD 12XL	12	12	14	17⅞	18⅞	7⅞	1⅝
FKD 14	14	12	14	17⅞	17¼	1	1⅝
FKD 14XL	14	14	16	19¾	20¼	1½	1½
FKD 16	16	14	16	19¾	18¾	1½	1⅝
FKD 16XL	16	16	18	22⅞	23¼	1¼	1⅝
FKD 18	18	16	18	22⅞	21¾	1¼	1⅝
FKD 18XL	18	18	20	22¼	29¼	2	1¾
FKD 20	20	18	20	22¼	27¼	2	1¾

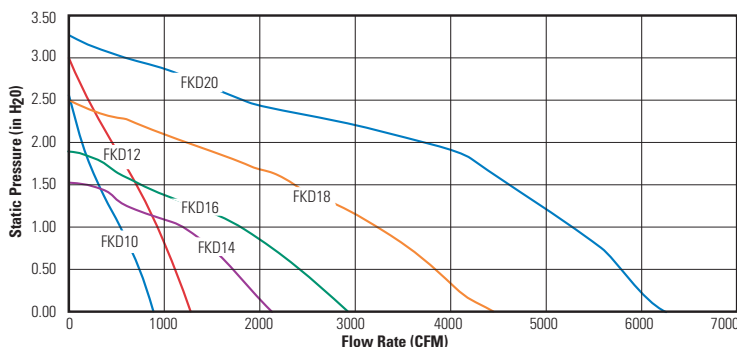
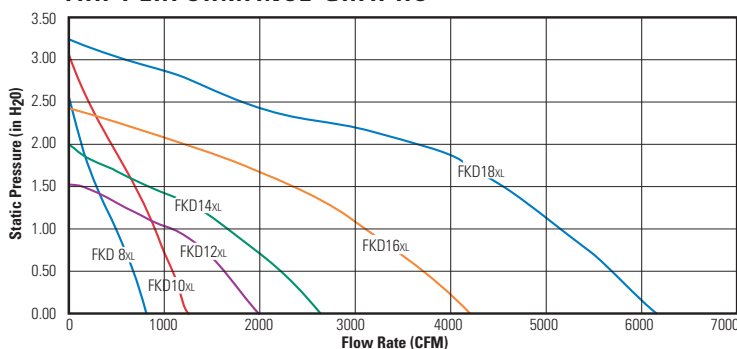
All dimensions in inches.



Fantech, Inc. and Fantech Limited certify that the FKD Series shown herein is licensed to bear the AMCA Seal. The ratings shown are based on tests and procedures performed in accordance with AMCA Publication 211 and AMCA Publication 311 and comply with the requirements of the AMCA Certified Ratings Program.



AIR PERFORMANCE GRAPHS



PERFORMANCE DATA (For sound performance data refer to publication FKD0808.)

Fan Model	RPM	Voltage	Rated Watts	Max. Amps	Static Pressure in Inches W.G.										Max Ps.	Duct Dia.	Sones ¹
					0"	0.1"	0.2"	0.4"	0.6"	0.8"	1.0"	1.25"	1.5"	2.0"			
FKD 8XL	2700	115	327	2.99 ¹	836	799	761	720	680	595	499	393	286	—	2.59"	8"	14.1
FKD 10	2700	115	329	3.01 ¹	910	873	836	795	752	653	547	432	342	—	2.60"	10"	15.3
FKD 10XL	2850	115	529	4.84 ²	1266	1226	1187	1147	1100	1006	911	810	696	460	3.08"	10"	21.0
FKD 12	2900	115	531	4.86 ²	1305	1266	1228	1189	1145	1054	948	833	712	479	3.08"	12"	23.0
FKD 12XL	1700	115	500	4.80 ²	2016	1920	1832	1746	1649	1423	1066	606	—	—	1.52"	12"	18.7
FKD 14	1700	115	495	4.76 ²	2156	2061	1965	1868	1764	1520	1193	623	—	—	1.52"	14"	18.4
FKD 14XL	1550	115	738	7.12 ²	2619	2517	2416	2303	2180	1936	1662	1294	843	—	1.94"	14"	19.0
FKD 16	1600	115	742	6.39 ²	2952	2831	2707	2580	2445	2144	1804	1306	774	—	1.90"	16"	18.5
FKD 16XL	1600	115	1421	12.40 ³	4274	4144	4014	3880	3743	3452	3137	2794	2379	1242	2.42"	16"	25.0
FKD 18	1600	115	1411	12.04 ³	4448	4992	4130	3991	3871	3583	3239	2843	2380	1231	2.51"	18"	24.0
FKD 18XL	1700	460/3	2208	3.75	6236	6115	5995	5874	5754	5500	5199	4909	4602	3703	3.24"	18"	32.0
FKD 20	1750	460/3	2218	3.73	6291	6174	6054	5933	5829	5617	5307	4987	4667	3757	3.27"	20"	33.0

Performance certified is for installation type D - Ducted inlet, Ducted outlet. Speed (RPM) shown is nominal. Performance is based on actual speed of test. Performance ratings do not include the effects of appurtenances (accessories).
¹ The sound ratings shown are loudness values in fan sones at 5ft. (1.5m) in hemispherical free field calculated per AMCA Standard 301. Values shown are for installation Type D: ducted inlet hemispherical fan sone levels. Ratings do not include the effect of duct end correction. All sone values shown are calculated at 0.5" static pressure in inches W.G. Note: Three phase motors are wound for 230/460 volt. Motors are prewired for 460 volts but may be delivered as 230 volt and may be rewired in the field. ² Recommended speed control rating 5A. ³ Recommended speed control rating 10A. ⁴ Recommended speed control rating 15A.



Fantech

United States 10048 Industrial Blvd. • Lenexa, KS 66215 • 1.800.747.1762 • www.fantech.net
 Canada 50 Kanafllakt Way • Bouctouche, NB E4S 3M5 • 1.800.565.3548 • www.fantech.ca

Item #: 450396
 Rev Date: 061909

Fantech, reserves the right to modify, at any time and without notice, any or all of its products' features, designs, components and specifications to maintain their technological leadership position.