

8000 TCOM MAIOLICA


PELLET STOVE



Up to 60 continuous running hours available on one fill of fuel, self-cleaning glass, easy maintenance and a large ash drawer are the extraordinary features which will surprise you when using 8000. The innovative design of the vertical tube heat exchanger THERMOCORE® allows the appliance to achieve both a very high performance and maximum energy saving. Equipped with simplified cleaning system EASY CLEANING and with removable ash pan as standard.


Heatable area

97 m².





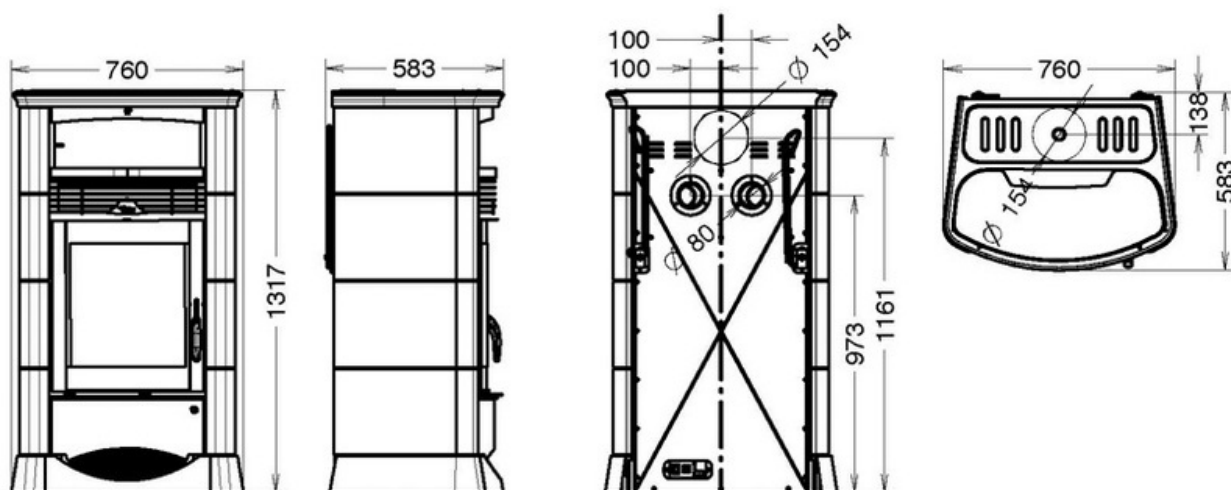
- 1 - Programming control panel, with remote control
- 2 - Precious majolica handmade by master craftsmen
- 3 - Practical food warming plate in majolica W x D (mm) 360x260
- 4 - Cast iron firebox door with curved ceramic glass



OPTIONAL ACCESSORIES



DIMENSIONS



TECHNICAL DATA

DIMENSIONS (HXWxD)	1359X758X638
WEIGHT (KG)	235
HEATABLE AREA (M²)*A*C	97
EFFICIENCY UP TO MAX (%)*A	87,1%
ENERGY CLASS	A+
POWER TO THE HEART (KW)*A	5,6 - 12,4
RATED POWER (KW)*A	4,8 - 10,8
POWER TO THE WATER (KW)*A	-
RADIATION (KW)*A	-
HOURLY PELLET CONSUMPTION (KG/H)*A	1,2 - 2,6
WOOD HOURLY CONSUMPTION (KG/H)*A	-
PELLET HOPPER CAPACITY (KG)*A	53,0
WARM AIR DUCTING	-
MAXIMUM SINGLE DUCTING OUTLET (M)	-
PATENTED BURNER PELLETPOWER®	-
ROOM VENTILATION	SI
PRIMARY AIR FROM OUTSIDE	SI
CO EMISSIONS (MG/M³; 13% OF O2)*A	60,6
CO EMISSIONS (MG/M³; 10% OF O2)*A	-
DUST EMISSIONS (MG/M³; 13% OF O2)*A	18,7
DUST EMISSIONS (MG/M³; 10% OF O2)*A	-
SILENCE (DB)	36
REMOTE CONTROL	SI
RADIO CONTROL WITH ROOM TEMPERATURE THERMOSTAT	OPT
WEEKLY PROGRAMMER (3 DAILY LIGHTING)	SI
«SMART INFO» FUNCTION	SI
SYSTEM CIRCULATING PUMP	-
EXPANSION TANK	-
OVER PRESSURE VALVE	-
FLUE GASEXHAUST DIAMETER (MM)	80
MIN. FLUE DRAUGHT PRESSURE (PA)	10
ELECTRIC CONSUMPTION (WATT)	70-270
HIGH TEMPERATURE SAFETY THERMOSTAT	SI

*A EMISSIONS AND PERFORMANCE DATA MAY CHANGE ACCORDING TO THE FUEL USED. THE VALUES OF PELLET PRODUCTS HAVE BEEN OBTAINED BY USING CERTIFIED FUEL ACCORDING TO EN 14961-2 A1-A2 NORM. WOOD LOGS PRODUCTS VALUES MAY VARY ACCORDING TO THE TYPE AND QUALITY OF THE WOOD LOGS USED.

*B PROVISIONAL DATA UNDER CERTIFICATION

*C IMPORTANT: WHEN CALCULATING THE VOLUME OF THE "HEATED AREA" SOME RELEVANT ASPECTS MUST BE CONSIDERED: INSULATION OF THE BUILDING (ENERGY CLASS), POSITION OF THE HEATER, CLIMATIC AREA AND MORE ASPECTS THAT CAN AFFECT THE VALUES OF PERFORMANCE. REPORTED DATA HAVE BEEN CALCULATED ON THE BASE OF ROOF NOT HIGHER THAN 3 MTS.

THE MANUFACTURER RESERVES THE RIGHT TO MAKE CHANGES WITHOUT PREVIOUS NOTICE.

THERMOROSI S.p.A.

Via Grumolo, 4 | 36011 Arsiero (VI) | Italy | E-mail: info@thermorossi.it

Tel: 800.44.88.77 | Fax: 0445 741657 | P.IVA 00168470243 | Iscr. REA99797 Vicenza | Cap. Sociale di 156,000,00 I.v.