

**TYPICAL APPLICATIONS** Small appliances, appliance inlet for cold conditions with/without earthing contact and 1 fuse-holder

**WIRING DIAGRAMAS**

- 2-pole with fuse-holder
- 2-pole + earth with fuse-holder

**CUT OUT** 31x27 mm

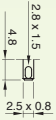

**GWFI** 850 °C

**GWIT** 750 °C on demand



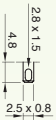
## SST...

C14  
Class I  
T 70 °C



## SST...

C14  
Class I  
T 70 °C



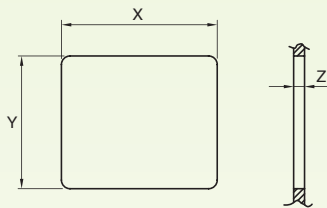
## SST...

C18  
Class II  
T 70 °C

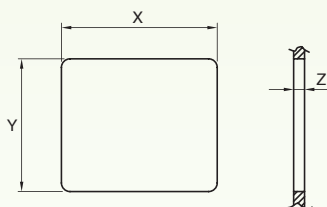


## CUT OUT

Mounting hole 90° countersink



Z	X	Y
1 ... 1,8	31,3 ... 31,5	27,0 +0,2
1,9 ... 3,2	31,5 ... 31,7	27,0 +0,2



Z	X	Y
1 ... 1,8	31,3 ... 31,5	27,0 +0,2
1,9 ... 3,2	31,5 ... 31,7	27,0 +0,2

## DRAWING

