

# DORICA SILENT METALCOLOR


PELLET STOVE WITH NATURAL CONVECTION



Pellet stove with flowing and joined lines, it is surprising at first sight for its elegant architecture inspired by the classics. Equipped with the motorised fan technology PELLETPOWER® (Idra model) heat exchanger THERMOCORE® and simplified cleaning system EASY CLEANING. Available in versions, Silent, Air, Plus and Idra.


Heatable area

72 m<sup>2</sup>.





- 1 - Cast iron and glass inlaid firebox door
- 2 - Ash collecting base
- 3 - Precious handmade majolica handmade by master craftsmen

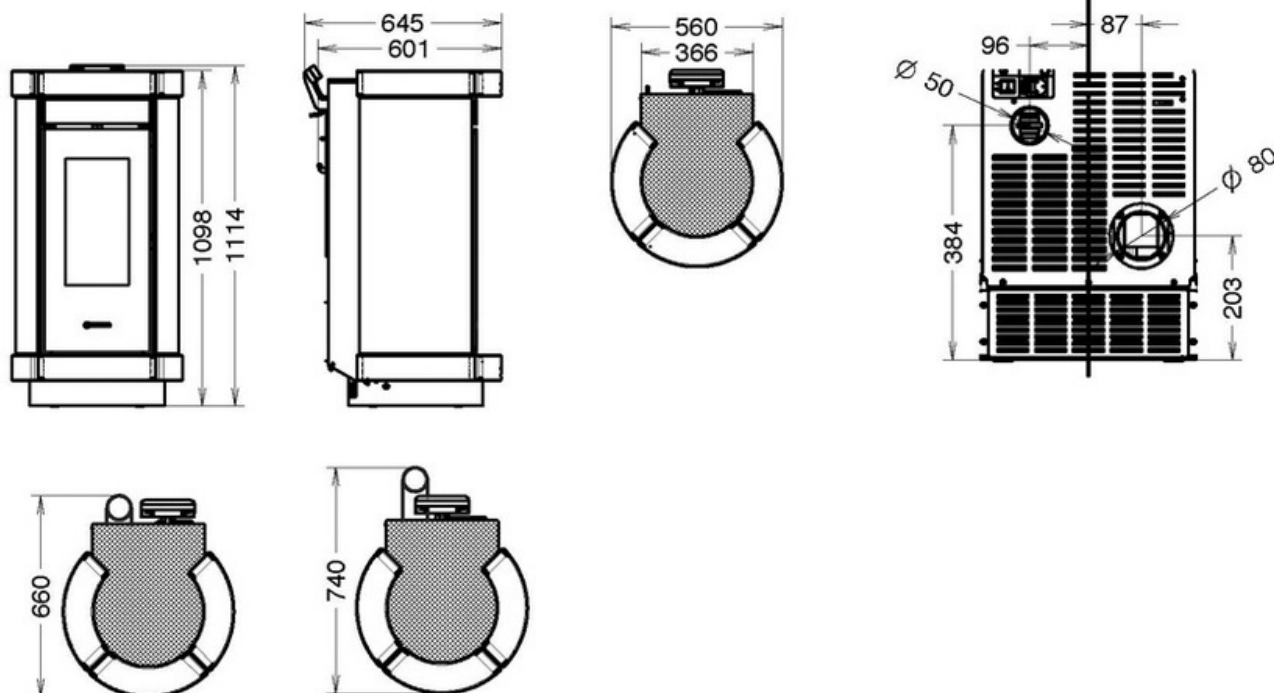


## OPTIONAL ACCESSORIES

---



## DIMENSIONS



## TECHNICAL DATA

DIMENSIONS (HXWXD)	1114X560X645
WEIGHT (KG)	119
HEATABLE AREA (M <sup>2</sup> )*A*C	72
EFFICIENCY UP TO MAX (%)*A	86,8%
ENERGY CLASS	A+
POWER TO THE HEART (KW)*A	4 - 9,3
RATED POWER (KW)*A	3,4 - 8
POWER TO THE WATER (KW)*A	-
RADIATION (KW)*A	-
HOURLY PELLET CONSUMPTION (KG/H)*A	0,8 - 1,9
WOOD HOURLY CONSUMPTION (KG/H)*A	-
PELLET HOPPER CAPACITY (KG)*A	19,0
WARM AIR DUCTING	-
MAXIMUM SINGLE DUCTING OUTLET (M)	-
PATENTED BURNER PELLETPOWER®	-
ROOM VENTILATION	-
PRIMARY AIR FROM OUTSIDE	SI
CO EMISSIONS (MG/M <sup>3</sup> ; 13% OF O <sub>2</sub> )*A	84,4
CO EMISSIONS (MG/M <sup>3</sup> ; 10% OF O <sub>2</sub> )*A	-
DUST EMISSIONS (MG/M <sup>3</sup> ; 13% OF O <sub>2</sub> )*A	16
DUST EMISSIONS (MG/M <sup>3</sup> ; 10% OF O <sub>2</sub> )*A	-
SILENCE (DB)	36
REMOTE CONTROL	SI
RADIO CONTROL WITH ROOM TEMPERATURE THERMOSTAT	OPT
WEEKLY PROGRAMMER (3 DAILY LIGHTING)	SI

«SMART INFO» FUNCTION	SI
SYSTEM CIRCULATING PUMP	-
EXPANSION TANK	-
OVER PRESSURE VALVE	SI
FLUE GASEXHAUST DIAMETER (MM)	80
MIN. FLUE DRAUGHT PRESSURE (PA)	10
ELECTRIC CONSUMPTION (WATT)	53-270
HIGH TEMPERATURE SAFETY THERMOSTAT	SI

\*A EMISSIONS AND PERFORMANCE DATA MAY CHANGE ACCORDING TO THE FUEL USED. THE VALUES OF PELLET PRODUCTS HAVE BEEN OBTAINED BY USING CERTIFIED FUEL ACCORDING TO EN 14961-2 A1-A2 NORM. WOOD LOGS PRODUCTS VALUES MAY VARY ACCORDING TO THE TYPE AND QUALITY OF THE WOOD LOGS USED.

\*B PROVISIONAL DATA UNDER CERTIFICATION

\*C IMPORTANT: WHEN CALCULATING THE VOLUME OF THE "HEATED AREA" SOME RELEVANT ASPECTS MUST BE CONSIDERED: INSULATION OF THE BUILDING (ENERGY CLASS), POSITION OF THE HEATER, CLIMATIC AREA AND MORE ASPECTS THAT CAN AFFECT THE VALUES OF PERFORMANCE. REPORTED DATA HAVE BEEN CALCULATED ON THE BASE OF ROOF NOT HIGHER THAN 3 MTS.

THE MANUFACTURER RESERVES THE RIGHT TO MAKE CHANGES WITHOUT PREVIOUS NOTICE.

THERMOROSSI S.p.A.

Via Grumolo, 4 | 36011 Arsiero (VI) | Italy | E-mail: [info@thermorossi.it](mailto:info@thermorossi.it)

Tel: 800.44.88.77 | Fax: 0445 741657 | P.IVA 00168470243 | Iscr. REA99797 Vicenza | Cap. Sociale di 156,000,00 I.v.