



The Piecemakers News

Peninsula Piecemakers Quilt Guild
 September 2015 Volume 29, Issue 9
www.ppqg.org

SYMPOSIUM HEADS-UP!

PPQG's 9 April 2016 Symposium will be here before you know it, so here is some information so you can begin planning:

- Early registration (PPQG reduced rate) will be at the November and December 2015 meetings.
- Ticket includes workshop, lunch, dessert social, and evening speaker.
- Location will be at the Hilton Baptist Church (and yes, they have an elevator).
- Workshop possibilities: traditional quilt techniques, applique, art quilts, use of rulers, jewelry, and garments. Everything isn't locked down yet or we'd tell you who and what. Watch this space in next month's newsletter for more information.

PPQG President's Message

As the days start to get a bit cooler and the leaves get a touch of color, I hope you all will plan to volunteer at the PPQG booth at the Newport News Fall Festival on October 3rd and 4th. This is a great opportunity for PPQG to promote quilting, show off the amazing work of our members, and get lots of quilt blocks signed for our honor quilts. We need quilts to display and quilters to volunteer. If you are interested, please contact Susan Waddles, our Fall Festival Chairperson. Grab a friend and come enjoy the fun in the park!

Isobel Meekins

Dear PPQG,

I wanted to let you know that I received my Girl Scout Gold Award! I wanted to thank you for your donations of fabric, sewing notions, batting

and sewing machines! Without your generous donations, I would not have been able to make my project a success. The women and children of Natasha House, at first, were very hesitant about sewing, but after completing a project, they were very eager to learn more!

Thank you for all your help! And, a special thank you to my mentor, Gala Damato!

Melina Cienski



September Birthdays

Georgene Huggett	9/
Patsy Bowman	9/
Meghan Maldonado	9/1
Donna Hagerman	9/5
Jeanne Surber	9/6
Connie Masini	9/7
Kendra Palmer	9/9
Maryanne Schaeffer	9/10
Jane Donavon	9/13
Raquelle Hill	9/14
De Lovell	9/19
Susan Carmean	9/20
Betty Archer	9/21
JoAnne Foudriat	9/23
Joan Verhoef	9/23
Barbara Reynolds	9/27
Shirley Nolan	9/30
Pat Wright	9/30

GUILD BOARD AND VOLUNTEERS

Board Members 2015-2016

President	Isobel Meekins	874-4750
Vice President	Jeanne Vault	685-5160
Executive Secretary	Norma Sims	596-0548
Executive Treasurer	Rhonda Gianturco	833-1677
Night Coordinator	Jeanne Surber	719-6676
Night Treasurer	Lorraine Meadows	868-4110
Night Secretary	Barbara Linde	867-7909
Day Coordinator	Linda Mitzel	851-7600
Day Treasurer	Gala Damato	872-6823
Day Secretary	Susan Waddles	886-0728

Volunteers 2015

Membership	Debbie Moore	874-4323
	Carol Pittman	877-7206
Newsletter	Donna D'Amelio	826-1031
Circulation	Debbie Moore	874-4323
Property Management	Natalie Hutchinson	867-6761
Sunshine	Sandy Barnes	833-8233
Service Projects	Gala Damato	872-6823
Patriotic Service Quilts	Sherry Behun	850-2222
Challenge 2015	Yvette Cienski	234-0232
	Crystalann Duarte	887-8991
Webmistress	Donna D'Amelio	826-1031
Workshops	Sharon Ahmed and Joanne Paryz	969-1538 890-0946
E-tree	Donna D'Amelio	826-1031
Winter Mystery	Susan Virden	277-9343
Fall Festival	Susan Waddles	886-0728
2015 Symposium	Kitty Tully	851-8726
	Raquelle Hill	223-1232

"The Piecemaker News" is
published monthly.
Please send news items, articles,
inquiries and advertisements to:

Donna D'Amelio

donnadamelio@verizon.net

Please note PPQG newsletter

in subject line of emails so

I don't delete it accidentally.

Articles and Ads for

October's Newsletter

are due by September 20.

Advertising Rates

(Payable in Advance)

Full Page - \$50

Half Page - \$25

Quarter Page - \$15

Business Card - \$5

Personal Classified - \$2.50

Day Chapter

Day Monthly Minis	Susan Virden	277-9443
Day Block of the Month	Corrine Vance	234-3131
	Toni Wood	439-5990
Day Hospitality	Pat Sappenfield	224-0427
	Janice Ward	877-3198
Day Programs	Debra Stebbins	369-4021
Day Parliamentarian	Pat Winters	877-8824
Day Historian	Georgene Huggett	868-9785
Day Librarian	Claire Arsenault	(603)978-3154

Night Chapter

Night Monthly Minis	Joy Duke	838-1043
	Nancy Garnett	838-1716
Night Greeter	Sandy Barnes	833-8233
Night Hospitality	Goldie Fields	766-8503
Night Parliamentarian	Susan Kopczyk	766-9294
Night Librarian	Norma Sims	596-0548
	Theresa Baker	851-4325
Night Historian	Linda Odell	869-6314
Night Programs	Kitty Tully	851-8726
Scrappy Therapy	Gail Lockheart	356-0830
Border Exchange	Janet Dyer	868-6247

Unless otherwise noted, area codes are 757

2015 Service Project Update

Delivery of Service Project Quilts

On August 19th Joan Cochran, Ellen Wood, Maggie Haley and I delivered 35 more small quilts to NICU at CHKD in Norfolk. While there, we were thanked by a Doctor, Chaplain, Social Workers and nurses for all the beautiful quilts. Christie Stafford, the RN we are working with, let us give a 7 month old boy a quilt as a going home present. His Mother and Grandmother loved the bright and beautiful quilt. Look for a picture on the website soon. So thank you all for the beautiful quilts members have made this summer.

We hope to make another delivery in September or October. The total number of small quilts donated to local hospitals in the past 3 years is 243. That is impressive. So keep on quilting and making those comfort quilts for babies at CHKD. Make the quilts 24 inches to 36 inches in size because the babies are all different sizes. Brighter and happier fabrics can be used for these quilts and flannel is good. These quilts will go home with babies that get to go home but don't have a very good prognosis. Thank you to those that returned the quilts made with the yellow fleece/minky. They were all beautiful and will bless a sick baby soon.

If you have any questions, contact me at 872-6823 or gala.damato@gmail.com. Thanks for supporting Service Projects.

Gala Damato



Georgene Quilts Edge to Edge or Custom
Professional Longarm Machine Quilting -- Hand or Computer Guided

Helping you finish your quilts is my pleasure.
I also --

- Make and sell quilts
- Teach longarm quilting, and
- Sell quilting machines -- see reverse

Georgene Huggett, Poquoson, VA
Ph: 757-868-9785 Cell/Text: 757-848-6540
Georgene@GeorgeneQuilts.com www.GeorgeneQuilts.com

APQS American Professional Quilting Systems
**QUILT EASIER.
QUILT INSPIRED.**

- Learn to finish your own quilts
- Earn money quilting for others
- Give it a try; quilt along with me; no charge

Lifetime Warranty

Free Training with Machine Purchase, new or used

Your APQS Sales and Training Representative in Virginia
Georgene Huggett Ph: 757-868-9785 www.GeorgeneQuilts.com

PAID AD



Just Keep on Quilting!

◆ Finish That Quilt For The HOLIDAY! ◆
◆ Professional Longarm Quilting For Your Special Quilt! ◆
◆ Appointments Available Oct 1 thru Dec 15 ◆

**Openings Available
Call NOW!!!**

Carol Darby
62 W. Mercury Blvd.
Hampton, VA 23669
Hours: Mon - Fri 8:30 - 4:30
carol.tshirtexpress@gmail.com
www.tshirtexpressandmore.com

757-848-5605

PAID AD

PPQG Day Chapter Minutes for August 2015

The Day Chapter meeting for August 14, 2015 was called to order at 10:00 p.m. by Day Coordinator Linda Mitzel. There were 76 members and 5 guests in attendance at the meeting. The guests were Mark Fowler, Janice Gotelaere, Claudia Caricofe, Joan Kelly and Chestina.

President's Announcements

Isobel Meekins, our president read a statement from the Executive Treasurer:

"In preparing this month's Treasurer's Report I noticed that the difference between the checkbook and the Report's Executive Ending Balance was -\$298.13. These two amounts should be the same, and the difference should be \$0. Going back over past reports I believe this difference is a matter of accounting and NOT a money loss. All money is accounted for. I believe the discrepancy is due to several incidences over multiple months where expenses/incomes were recorded in the checkbook but were inadvertently not included in the monthly report. I feel sure this was an oversight with no malice or mischief intended.

I discussed this issue with the Executive Board, and it was agreed that the best way to correct this problem was to make a one-time "expense" of \$298.13 to the Miscellaneous category of the Executive Account. No money will actually leave our account. This would reduce our current Executive Ending Balance for the July 2015 Treasurer's Report from \$11,935.12 to \$11,636.99. As of July 20, 2015 the Executive checking balance is \$11,636.99. This will fix the discrepancy.

In the future when you read the monthly report, compare the Executive Ending Balance with the Executive Account amount in the sentence at the bottom of the page. The Executive Account amount is the checkbook balance and it should be equal to the Executive Ending Balance. If it is not, you should ask me why.

You can help me maintain our accounts by fully filling in expense/income vouchers when requesting payment or giving a treasurer money. These vouchers can be found on the PPQG website (in both Word and PDF formats) and at the treasurer's desk at meetings.

Sincerely,
Rhonda Gianturco"

Sandy Barnes is the new Sunshine Chair. She will be sending cards to members on behalf of the Guild. If you are aware of any members that are ill or in the hospital or have a death in the family, please let Sandy know. The position of Property Manager is opening up and we need a volunteer to take on this duty. The Property Manager will have keys and access to the Guild's storage locker which is located in the area of Todds Lane and Big Bethel Road.

A motion was made by Susan Virden and seconded by Debra Stebbins to approve the July minutes. Motion passed.

A motion was made by Trisha Lent and seconded by Bonnie Dotson to approve the July treasurer's report. The report was approved for audit.

Announcements

- **NN Fall Festival**—Susan Waddles asked for volunteers to sign up to help at the PPQG booth at the Newport News Fall Festival which will be October 3-4. Members are asked to bring any lap sized or smaller quilts to give to her or Kitty Tully at the September meeting for our display.
- **Vice President**—Jeanne Vaul- Pat Delaney is coming to our guild in November. There will be two workshops, Fills, Feathers, and Fancies (machine quilting) on November 12th and Iced Blueberries (quilt) on November 14th. Check the Guild web site for details. The fee for each workshop will be \$40.00. The workshops will be held at Grafton Christian Church.
- **Monthly Mini**—Susan Virden-Today's Monthly Mini's were donated by Karen Komatz, a tote bag, and a zippered bag by Susan Smith.
- **Winter Mystery**—Susan Virden-If you want to sign up to participate in the Winter Mystery, give Susan your email address.
- **Block of the Month**—Toni Wood-displayed the BOM for September; BOM's are available at each meeting for \$2.00 each.
- **Honor Quilts**—Pins: Yvette Cienski-Honor quilts has three quilts that need to be quilted by a longarmer. Yvette has Guild pins for \$5.00 each and pins from the Fall Festival Quilt Show \$2.00 each.
- **Raffle Quilt & Service**—Gala Damato-The tickets for the raffle quilt are available for purchase for \$2.00 each or a book of five for \$10.00. We are still working on quilts for CHKD. Please give any completed quilts to Gala. If any members have suggestions for possible service projects for next year, contact Gala.
- **UFO Challenge**—The UFO Queens, Lois Bates and Nancy ShROUT announced the 2016 UFO Challenge will begin in January. Members have until the December meetings to sign up to participate. Please download and complete the two forms from the Guild website and read the rules carefully. Each member can put 6 quilts on their list and Quilt No. 1 on your list will be due in January.

Day Minutes continued on page 11

Day Chapter Program for September

We will have 4 guest guild speakers that we will rotate around and learn about little projects that can turn into Holiday Gifts. It's not too early to think about the holidays..... they will be here before we know it.

PPQG Night Chapter Minutes for August 2015

The Night Chapter meeting for August 11, 2015 was called to order at 7:00 p.m. by Night Coordinator Jeanne Surber. There were 48 members and two guests in attendance at the meeting.

Program—Joy Lervolino displayed her quilts and presented the program. She also sold patterns and kits for Stars, One Block Wonder, Pentagon Stars, Knitting Needle Case and Pillow. Joy gave each member a pattern to paper piece a Square-in-a-Square Block.

Announcements

Isobel Meekins, our president read a statement from the Executive Treasurer:

"In preparing this month's Treasurer's Report I noticed that the difference between the checkbook and the Report's Executive Ending Balance was -\$298.13. These two amounts should be the same, and the difference should be \$0. Going back over past reports I believe this difference is a matter of accounting and NOT a money loss. All money is accounted for. I believe the discrepancy is due to several incidences over multiple months where expenses/incomes were recorded in the checkbook but were inadvertently not included in the monthly report. I feel sure this was an oversight with no malice or mischief intended.

I discussed this issue with the Executive Board, and it was agreed that the best way to correct this problem was to make a one-time "expense" of \$298.13 to the Miscellaneous category of the Executive Account. No money will actually leave our account. This would reduce our current Executive Ending Balance for the July 2015 Treasurer's Report from \$11,935.12 to \$11,636.99. As of July 20, 2015 the Executive checking balance is \$11,636.99. This will fix the discrepancy.

In the future when you read the monthly report, compare the Executive Ending Balance with the Executive Account amount in the sentence at the bottom of the page. The Executive Account amount is the checkbook balance and it should be equal to the Executive Ending Balance. If it is not, you should ask me why.

You can help me maintain our accounts by fully filling in expense/income vouchers when requesting payment or giving a treasurer money. These vouchers can be found on the PPQG website (in both Word and PDF formats) and at the treasurer's desk at meetings.

Sincerely,
Rhonda Gianturco"

A motion was made by Natalie Hutchinson and seconded by Carol Pittman to approve the July minutes. Motion passed.

A motion was made by Jean Harrison and seconded by Nancy Shroud to approve the July treasurer's report. The report was approved for audit.

- **Monthly Mini**—Susan Kopczyk-Both of today's Monthly Mini's were donated by Jeanne Surber, they were a patriotic table runner with a matching cup and saucer and three block layout boards with a pin cushion and scissors.
- **Programs**—Jeanne Vaul- Pat Delaney is coming to our guild in November. There will be two workshops, Fills, Feathers, and Fancies (machine quilting) on November 12th and Iced Blueberries (quilt) on November 14th. Check the Guild web site for details.
- **UFO Queens**—Nancy Shroud and Lois Bates announced the start up for the 2016 UFO Challenge. Sign-ups will be available at day and night meetings until December. The cost to participate is \$1.00. Members should go to the web site and look under the Forms tab and print up the forms needed to participate. Please carefully read the rules for the UFO challenge.
- Yvette Cienski has Guild logo pins for \$5.00 and the Fall Festival Show pins for \$2.00.
- **Service Projects**—Gala Damato-208 baby quilts have been donated by PPQG. She is making an additional delivery on August 19th. If any members have suggestions for possible service projects for next year, contact Gala.
- **Honor Quilts**—Sherry Behun-Has seven quilts that need to be quilted by longarmers. We also need more signature blocks for the NN Fall Festival. Please be sure the white "signature" fabric is the center fabric. Quilt block should be 6 ½ x 6 ½ unfinished. Give to Sherry or Susan Waddles at the September meeting.
- **Isobel Meekins**—Sandy Barnes is the new Sunshine Chair. She will be sending cards to members on behalf of the Guild. If you are aware of any members who are ill or in the hospital or have a death in the family, please let Sandy know. The position of Property Manager is opening up and we need a volunteer to take on this duty. The Property Manager will have keys and access to the Guild's storage locker which is located in the area of Todds Lane and Big Bethel Road.
- **Raffle Quilt**—Allison Twilley-Tickets for the 2015 Raffle Quilt are \$2.00 each or a book of 5 for \$10.00. This quilt was graciously quilted by Jean Harrison.
- **Librarian**—Norma Sims will not be at the next meeting. All books checked out today will not be due until the October meeting.

continued on page 7

Night Chapter Program for September

Karen Lee Carter--lecture and trunk show

PPQG
JUNE 2015 MEMBERSHIP ADDENDUM

1228	Shirley	Nolan	(757) 887-8991	9/30	Cduarte7@hotmail.com	332 Hughes Dr	Newport News	VA	23608
1110	Laura	Jennison	(757) 483-1858	7/29	Ljennison1@verizon.net	3217 Dogwood Dr.	Portsmouth	VA	23703
1398	Vicki	Marsh	(757) 877-6182	6/2	ypricemarsh@verizon.net	178 Abbey Ct	Newport News	VA	23602
1397	Linda	Wood	(757) 439-3153	2/6	lindasquiltingstudio@cox.net	2929 Prince of Wales Dr.	Chesapeake	VA	23321
1395	Ellen	McAuley	(970) 631-6763	7/11	ellenmac56@aol.com	215 Wells Rd	Newport News	VA	23602
1399	Ernestine	Rowe	(757) 303-0972	5/12	rowetow@charter.net	5226 S. Links Circle	Suffolk	VA	23435

PPQG
JULY 2015 MEMBERSHIP ADDENDUM

1400	Justine	Self	(757) 898-8150	11/17	justineself@yahoo.com	316 Brook Lane	Grafton	VA	23692
189	Myla	Witten	(757) 223-1033	12/12	mimiwitt@cox.net	614 Tabb Smith Trl	Yorktown	VA	23693
1342	Patricia	Kinser	(757) 303-1072	6/24	kinserpe@netzero.com	153 Fox Hill Rd	Hampton	VA	23669

Pat Delaney National Speaker Coming In November

Pat Delaney is an award winning quilter from New England, specializing in color, home machine quilting, appliqué, and embroidery. Her quilts have won First Place Traditional in Houston, Best of Show, Best Machine Quilting, Best Color, many blue ribbons in national shows, and her quilt “The Ancient Mariner at Sunrise” won Best of World in 2007. In addition, her quilts have appeared in national publications such as American Quilter, Quilters Newsletter Magazine, Quilt, American Patchwork and Quilting, two covers for the AQS Book Catalog, and five editions of Quilt Art Calendar. She has just finished her first Craftsy tutorial on free-motion quilting on a domestic machine. Pat is a Massachusetts College of Art graduate—she has two grown daughters, one grandson, and resides in Abington, Massachusetts with her husband, Matt.

Website: www.crabtreelane.com
email: pat@crabtreelane.com



Thursday, 12 November Fills, Feathers, and Fancies

Tired of the same old stippling? Perk up your machine quilting with a new vocabulary of designs for filling spaces and backgrounds. With more than fifty designs made to fit narrow borders, triangular patches or background areas, you will have no trouble broadening your design ideas. This type of heirloom quilting is done with little or no marking. You will end up with a portfolio of stitches to get your creativity flowing.

Saturday, 14 November Iced Blueberries



Make a beautiful two color quilt with a pieced center, flowing border and a shark tooth edge. Techniques, besides piecing, include paper pieced edge and fused blanket stitch appliqué.

A two color quilt is an absolute classic, always beautiful and timeless. This beauty works in a two fabric scheme or a two

color collection of many fabrics. Pat's original border flows around the quilt edge with berries, flowers and leaves framing the pieced half square triangle blocks. The finishing touch is the tiny shark tooth border that complements the center blocks.

The supply list for this quilt is available on the website at www.ppqg.org/classes.htm.



Upcoming Workshops

- September 16,
Facing and Sleeves by Pat Winters
- October 1,
Borders (9 am-12) and
Binding (1 pm-4 pm) by Trisha Lent

Individual classes are \$10 each and will be taught at Grafton Christian Church. For more information please contact Sharon Ahmed, ahmedsharonKazi2006@yahoo.com.

Veteran Flag Quilt

I was asked at the night chapter meeting where I got the pattern to make my quilt. It is on Facebook and it's called Veteran's Flag Quilt Challenge, <https://www.facebook.com/groups/1520647144847945/>



The pattern is located in their FILES section and was written by Melissa Kay Scarborough Alfred. You do have to join the group to get to the pattern though.

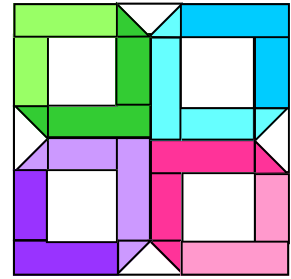
Night Minutes continued from page 5

- **NN Fall Festival**—Susan Waddles asked for volunteers to sign up to help at the PPQG booth at the Newport News Fall Festival. Members are asked to bring any lap-sized or smaller quilts to give to her or Kitty Tully at the September meeting for our display.
- Birthdays for the month were acknowledged and fat quarters were distributed.
- A motion was made by Ellen Wood and seconded by Jean Harrison for the guild to purchase a new sound amplifying system. Jeanne said that it would be referred to the Board to discuss at their next meeting.
- Monthly Mini winners today were Nancy Shrout and Yvette Cienski.
- After Show and Tell, the meeting was adjourned at 8:45.

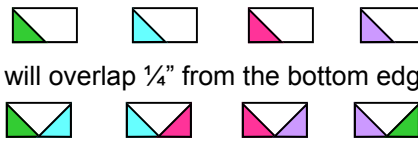
Respectfully submitted,
Susan Waddles (acting) night secretary

BLOCK OF THE MONTH for AUGUST 2015 ... 12" (finished) PETALS BLOCK

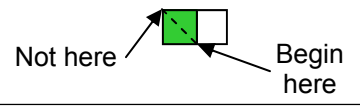
Your kit should contain: FOUR 3½" white squares, FOUR 2x3½" white rectangles, and of EIGHT colors you will find a 2x5" piece and a 2x3½" piece. Also of the dark green, light blue, dark pink and light purple you will find TWO 2x2" squares. PLEASE STRIVE VERY HARD FOR AN ACCURATE ¼" SEAM ALLOWANCE ... If you find you are having difficulty getting the ¼" seam, www.learnhowtoquilt.com has good videos, as both a refresher and some good tips. We all know how frustrating it can be to have a block not come out the way you had hoped!



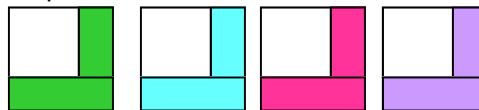
1. Make the flying goose units. On the back of the eight bright squares, lightly draw a diagonal line. Place the dark green, light blue, dark pink and light purple to the left side of four white rectangles, right sides together. Stitch exactly on the drawn line. **See Piecing Tip #1.** Press toward the bright square. They should look like this. Trim to ¼" seam allowance on the wrong side. Now add the second bright square to each unit. They should look like this. (They will overlap ¼" from the bottom edge.) Again, press toward bright, trim seam allowance on the wrong side.



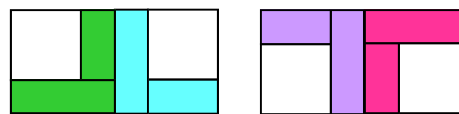
PIECING TIP #1. When stitching along the diagonal, begin at the rectangle edge instead of the pointed corner. Less chance for the fabric to be dragged into the feed dogs!



2. Using the four white squares, add 2x3½" rectangles of dark green, light blue, dark pink and light purple to the right side of the square. Press toward color. Then add the same color of 2x5" rectangle to the bottom edge. Press toward color. Should look like this:



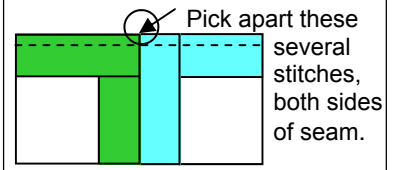
3. Sew the green to the blue, the purple to the pink to look like this. Press toward green and pink. Now sew the green/blue pair to the purple/pink pair to make the center of the block (see picture at top of page). **See Piecing Tip #2.**



4. Make the two side pieces, using the remaining 2x3½" color rectangles. If you begin the stitching at the TOP edge of this unit, the point will have a better chance of being the proper ¼" from edge of block. Press seams toward rectangles. Now stitch these on both sides of the center unit from Step 3. **See Piecing Tip #3 below.** See diagram at top for color placement. Press toward edge of block.



PIECING TIP #2. In order to make this unit lie flatter, pick apart the few stitches within the seam allowance on BOTH SIDES of that last seam, so that they are free to move.

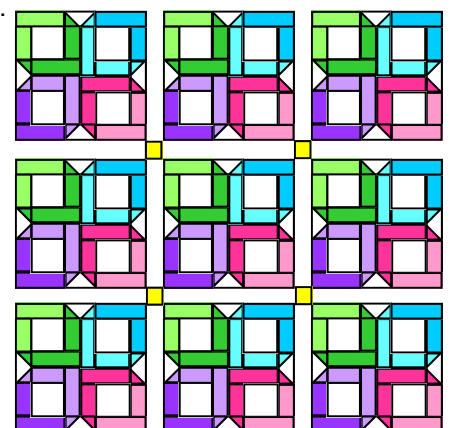


Then, when pressing them, press so that the seams on the wrong side all lie in a circular direction so that there is a spiral in the center. Press that spiral flat!

5. Make the top and bottom units, using the larger 5" rectangles. If you begin the stitching at the TOP edge of this unit, the point will have a better chance of being the proper ¼" from edge of block. Press seams toward rectangles. Now stitch these on the top and bottom of the center unit from Step 3. **See Piecing Tip #3 below.** See diagram for color placement. Press toward edge of block.



PIECING TIP #3. When adding the two sides and top and bottom to the center unit, place these on the top when you are stitching. That way you can see the exact intersection of the point on the flying goose unit and stitch right through it. A pin through this spot might help to center it on the seam below. Also, "butt" the edges of the rectangles up against the corresponding seams below them.



HOPE YOU NOTICED THAT THINKING ABOUT HOW THE BLOCK WILL BE PRESSED CAN EASE YOUR PIECING!

Questions or problems? Call Toni Wood 757 439 5990 or Corrine Vance 757 234 3131.

Set blocks together with 2" (cut) sashing and with yellow or dark cornerstones for a flowering look!

Raffle Quilt

Tickets for the yearly raffle quilt are being sold now through November! Tickets are \$2 a piece and are being sold in books of five. This is a huge fundraiser for the guild. It is being asked that every member purchase at least one booklet at a price of \$10. This quilt was pieced by Marie Crist and Allison Twilley and quilted by Jeanne Harrison. Thank you for supporting your guild!



You may now print the UFO Information sheet and the UFO List form. Be sure to read the UFO Information sheet. This sheet gives all the details regarding the UFO Challenge. Follow the direction and complete the form by listing a maximum of six UFOs. Your first UFO listed will be due in January, 2016, at either Chapter Meeting.

The Day Chapter Meeting, December 11, 2015, will be the LAST day to sign up for the UFO Challenge and will also be the LAST day to turn in your list of UFOs.

Come to the UFO Challenge table at one of the next Chapter Meetings and sign-up. You want to be a part of this FUN activity!

UFO Queens:

- Lois Bates, 898-4640;
Valobo@aol.com
- Nancy Shrout, 898-4174;
bandnshrout@verizon.net

UFO CHALLENGE

Sign-ups for the UFO Challenge are continuing. So for those of you who did not sign up in August, you may still do so. Sign-ups will continue through December. The fee is \$1 and you don't want to miss the chance to complete those pesky UFOs that you have been collecting.

The information sheet and form for listing your UFOs may be downloaded from the PPQG website. Here is what to do:

- Go to the PPQG website (www.ppqg.org);
- Click the FORMS button;
- The two documents you will need are in the list that appears.



Jeanne Harrison
25 N. Hope Street
Hampton, VA 23663
(757) 728-1144
jharrison4295@verizon.net

Custom
Quilts by
Jeanne

“Adding a little magic to your quilt top”

Day Minutes Continued from page 4

- **Workshop**—Pat Winters will be teaching a class on Facing-finishing a quilt without binding on September 16th. Trisha Lent will be teaching a class on Borders and Binding (will need to purchase one tool for the binding class) on October 1. These classes will be held at the Grafton Christian Church.
- **Day Programs**—Debra Stebbins-There will be four speakers, each with their own trunk show at the September meeting.
- Birthdays for the month were acknowledged and fat quarters were distributed.
- Door prize tickets were drawn.
- **Program**—Today's Program was a trunk show by Barbara H. Cline from the Shenandoah Valley. <http://www.delightfulpiecing/> and <http://quiltngal.blogspot.com/>. A workshop will follow today's meeting.
- Monthly Mini winners were Joanne Paryz (zippered bag) and Bonnie Timm (tote bag).
- Block of the Month winner was Linda Mineck.
- After Show and Tell, the meeting was adjourned at 12:10.

Respectfully submitted,
Susan Waddles day secretary

Honor Quilts

Hope everyone has had a relaxing summer up to now and is ready to rev up their engines to get back to work on our Honor Quilts. We had three completed quilts turned in to me this month. We also handed out six tops to be quilted, and another quilt to be bound. We have two more completed tops to be quilted and several others in various stages of completion. At this time we are looking for unsigned signature blocks to be turned in at the September meetings, for use at

the Fall Festival. We currently have about 350 and need another 300 or so. Any help will be appreciated, as they are well received at this event. If any long arm quilter has a signature block quilt, please try to quilt and return it at a September meeting for use at Fall Festival, as well.

Directions to make signature blocks:

Cut 2 ½ inch strips of red, white and blue fabrics. Sew one strip of each color together, right sides together, with the white (or cream) in the middle. Press seams with seams pressed to the dark fabrics. If using a scant quarter inch seam, the width of the pressed strips should be 6 ½ inches. Cut each sewn section into 6 ½ inch lengths, in order to finish off at 6 inches.

I have reserved the workroom at Nancy's Calico (new location) for our use on Thursday, September 24 from 10 am – 3 pm. I hope that is a day that many people can come out and show their support.

I appreciate all of the help and support members have provided for this effort. I have been amazed by the generosity of effort, time and money many of our members have devoted to this cause. Our long arm quilters take our pieced tops and turn them into beautiful quilts. I would like to give a shout out to my bee, the Busy Bee Stitchers, for their support in making backs and pillow cases, and cutting batting to help me out. I also have to mention Gala Damato in particular, who supports me with announcements and delivery of tops, fabric, and completed quilts. Pat McGough has been very helpful with day chapter meetings.

My thanks to all, and I look forward to seeing your new creations.

Sherry
Sherry.behun@verizon.net
757 850-2222

**Peninsula Piecemakers Quilt Guild Treasurer's Report
August 2015**

Aug 2015

CHAPTER ACCOUNTS	DAY CHAPTER	DAY YTD TOTALS	DAY BUDGET
Chapter Beginning Balance	\$2,130.42	\$505.77	
Income:			
Block of the Month	80.00	590.00	950.00
Executive Transfer		1,925.00	1,925.00
Miscellaneous		15.00	25.00
Monthly Mini	76.00	520.00	700.00
Programs		0.00	0.00
Total Income:	\$156.00	\$3,050.00	\$3,600.00
Expenses:			
Block of the Month	41.44	555.77	950.00
Door Prizes/B'day Ft Qtrs		345.95	500.00
Historian		0.00	0.00
Miscellaneous **	75.54	75.54	150.00
Programs	412.30	821.37	2,000.00
Total Expenses:	\$529.28	\$1,798.63	\$3,600.00
Chapter Ending Balance	\$1,757.14	\$1,757.14	

NIGHT CHAPTER	NIGHT YTD TOTALS	NIGHT BUDGET
\$456.65	\$591.05	
	0.00	550.00
400.00	2,625.00	2,225.00
	10.75	25.00
36.00	257.00	400.00
	400.00	0.00
\$436.00	\$3,292.75	\$3,200.00
	0.00	550.00
	566.50	500.00
	0.00	0.00
	23.55	150.00
150.00	2,551.10	2,000.00
\$150.00	\$3,141.15	\$3,200.00
\$742.65	\$742.65	

EXECUTIVE ACCOUNT	EXEC TOTALS	EXEC YTD TOTALS	EXEC BUDGET
Executive Beginning Balance	\$11,636.99	\$15,257.76	
Exec Income:			
Advertising	0.00	40.00	150.00
Challenge	0.00	0.00	0.00
Community Service	0.00	0.00	400.00
Guild Programs/Workshops	320.00	1,110.00	1,000.00
Library	0.00	1.00	50.00
Local Workshops	0.00	345.00	1,000.00
Membership	0.00	2,837.50	5,800.00
Miscellaneous	0.00	783.73	145.00
Mystery	0.00	0.00	0.00
PPQG Honor Quilts	0.00	232.00	**
Quilt Show/Symposium	0.00	0.00	**
Raffle Quilt	176.00	176.00	1,500.00
Sales	19.00	158.00	100.00
UFO	0.00	0.00	0.00
Total Executive Income	\$515.00	\$5,683.23	\$10,145.00

** Day: Coordinator's expense & speaker lunches

Exec Expense:			
Challenge	0.00	185.88	0.00
Community Service	0.00	79.99	25.00
Facilities	0.00	350.00	750.00
Guild Programs/Workshops	375.00	775.00	1,600.00
Library	0.00	0.00	100.00
Local Workshops	0.00	330.00	400.00
Membership	11.55	199.25	200.00
Miscellaneous	26.14	2,365.69	100.00
Mystery	0.00	0.00	160.00
Newsletter/website	49.00	49.00	200.00
PO Box Rental	0.00	0.00	128.00
PPQG Honor Quilts	0.00	339.76	**
Quilt Organization Memberships	0.00	0.00	120.00
Quilt Show/Symposium	0.00	0.00	**
Raffle Quilt	0.00	0.00	150.00
Storage Unit	0.00	0.00	1,512.00
Sales	0.00	426.12	550.00
UFO	0.00	0.00	0.00
Transfer to Day/Night	400.00	4,550.00	4,150.00
Total Executive Expense	\$861.69	\$9,650.69	\$10,145.00
Executive Ending Balance	\$11,290.30	\$11,290.30	

office supplies:treasurer

**As of 18 August 2015, \$5,173.21 belongs to Show/Symposium and \$151.30 belongs to Patriotic Service Quilts, of the \$11,290.30 in the Executive Account. These monies are to be used specifically for these activities.
Respectfully submitted by Rhonda Gianturco, Executive Treasurer.

The Piecemakers News
Peninsula Piecemakers Quilt Guild
P.O. Box 1295
Newport News, VA 23601-0295