





Sensory Story to Support Teaching on Bear Hunt

 Start the lesson by playing the song 'Beautiful Day' by U2.

	Suggested Resources	Activity
Read "We're going on..."	A drum, a tray, legs, table. 	Lead adult to tap out the rhythm with a drum. Other adults to tap out the beat on students legs, tables or trays.
UH OH!	Chime. 	Repeat to indicate start of each activity.
Grass	Pom-poms.	Pom-poms on knees.
River	Icy or cold water.	Splash using hands/feet.
Mud	Jelly or real mud.	Walk through with feet or manipulate using hands.
Forest	String, net curtain or fabric hung from ceiling.	The idea is to move through the material and have the experience of going through the 'forest'.
Snowstorm 	Fake snow/ice. Silver recovery blankets. Scrunch up paper to make snowballs.	Feel the snow/ice on hands/feet. Move over materials where appropriate, using different parts of the body.
Cave	Torches, mirrors. 	Use torches to look around the room, look at own faces in the mirror and track lights.
BEAR!	Quick drum beat or tapping. Reverse through the activities. Hide under blankets. Bear growling sound on CD or thunder drum. Wait till growling stops then call students' names and support them to reappear!	