

Hello everyone! I hope you are all coping. I understand that life is very stressful for you all. I will continue to be here to support and guide you with home-learning work. I've updated our page with new home learning activities again this week. Have a lovely week in the sunshine! ( Hopefully! ) Don't forget to send me some pictures for our webpage to the email address below...

[kao2411@yahoo.co.uk](mailto:kao2411@yahoo.co.uk)

Stay safe and well

Kathleen

We are continuing with our term topic/ theme of life cycles and growing. This week we are going to explore the life cycle of the frog.

#### SPHE

SPHE ( social personal and health education) is a curriculum area in itself but with our class in particular it is central to the teaching and learning across all the other subject /curricular areas. We always start the day with a circle-time/ group work session we go through the roll, the days of the week, date, month, season , news, topic etc. with accompanying songs E.g. days of the week CBeebies youtube, Season/summer : bees a buzzing ( from movie frozen) etsubject

/curricular areas. We always start

th<https://youtu.be/MJOSoJNeu54>

Frogs song circle time / group work

# LITERACY

**Story** – The Frog on a Log (You Tube) - <https://www.youtube.com/watch?v=Q22HH2DpAPI>

Or logon to twinkl and you'll find the story there. Try some role play if you wish. Add a sensory element by using objects and materials if you have them.

**Complete literacy art activities** - Frog Handprints (See art plans below)

**BBC Newsround** – watch news and discuss the daily topics and choose stories that interest your child. [https://www.bbc.co.uk/newsround/news/watch\\_newsround](https://www.bbc.co.uk/newsround/news/watch_newsround)



[https://youtu.be/h\\_7wV1OzTX8](https://youtu.be/h_7wV1OzTX8) **Big and Small** song

**Activity** - Find household objects that are big and small. Explore, Separate and sort. Paint pupil handprint and an adults handprint - compare sizes.

**Complete an art activity (see picture plans below)**

- 1. Egg Carton Frogs
- 2. Bubble wrap Frog Spawn
- 3. Handprint Frogs




# Frog art



PIC•COLLAGE

SESE  
History



DIY thumbprint family tree.

Get in touch with your roots via a hands on genealogy/ arts activity. Draw a tree dab the branches with thumbprints fir leaves, and map out extended relatives galore,,,



Items you will need for our science activity are:

Tissue paper

Balloon

Felt tip pens to draw your frog




[https://youtu.be/6\\_3ofgMDh\\_Y](https://youtu.be/6_3ofgMDh_Y)

Jumping frogs science youtube

**Lifecycle of a frog**- Watch the video about the lifecycle of a frog. Make the lifecycle of the frog using recyclable materials like in the picture below. Talk through the lifecycle using key words such as frog spawn, tadpole, froglet and frog.

# Frog Life Cycle Recycled Craft Transformation



<https://youtu.be/rJOOxIFs9Is>

Lifecycle of a frog video

## **RE**


Listen to some RE songs - <https://www.youtube.com/watch?v=cKkbIZtqhyQ>

This week we will focus on the story of Daniel.

Listen to the story : You tube video Daniel and the lions Beginners Bible

<https://youtu.be/MqJI0dzYYuA>

RE/Art Activity - Lion Fork Painting



MUSIC



*Fun music sessions for people of all ages with PMLD and SLD*

2pm Tuesdays & Saturdays

# soundabout LIVE!

LIVE ON SOUNDABOUT'S FACEBOOK PAGE

The poster is a vertical rectangle with a blue background. At the top left is a photo of blue and silver musical instruments (possibly a xylophone or similar) on a sheet of music. Below that is a solid blue square. At the bottom left is a photo of colorful balloons in shades of pink, yellow, green, and blue. On the right side, there are two photos: the top one shows a woman in a blue shirt and a young boy in a red shirt singing into microphones; the bottom one shows a man in a brown jacket playing a guitar in a crowd. A decorative pattern of white diagonal lines is in the top right corner. The text is centered in white.

P.E.





**Bumble Bee Physio** - Checkout Bumble Bee Physio's FaceBook page where they have daily live Physio sessions. Perfect for completing with your child. They also have adapted Joe Wick's PE sessions for our children, so well worth going to their page for daily movement activities.

**Balloon Tennis** - Use balloons and fly swatters to play indoor tennis. If you don't have any fly swatters you could make your own bats or use whatever is available to you.



Sent from my iPad