



## **Notice to Competitors #2**

### **Fleet Course Racing**

### **Configuration of Bravo Course FA**

This information is provided in accordance with section 2.1 and 3.1 of the Sailing Instructions.

Changes have been made to the Bravo Course configuration FA. This course is used when Race Committee has insufficient members to run both the signal boat and the mark boat.

#### **B3. MARKS**

Article B3.2 The Start / Finish mark for the Course FA shall be fixed mark #9.

Article B3.4. For Course FA. Mark 1 shall be any one the eight perimeter fixed marks on Alpha Course. The change mark will be any one the remaining perimeter fixed marks.

Article B3.6 For Course FA, Mark 2 shall be the fixed mark #9 on Alpha Course.

#### **B4. CHANGE OF THE NEXT LEG OF THE COURSE**

Article B4.2 For Course FA, the race committee will determine the new fixed mark and signal the new compass bearing in accordance with RRS 33. The original mark will not be removed.

Paul Duff  
Fleet Captain  
20 May 2019

## Attachment B – BRAVO COURSE

### B1. RACING AREA

- B1.1. The race area is a circle with a diameter of 3 nm centered on fixed mark #9, which is approximately 1.4 nm on a compass bearing of 210 degrees (right) from the Whitby Harbour East Pier Head light.
- B1.2. The leeward mark (Mark 2) shall be any one the nine fixed marks on Alpha Course.

### B2. COURSES

- B2.1. The course will be a windward-leeward configuration as shown below. Course SA will be 2 loops and Course FA will be 1 to 3 loops.
- B2.2. The race committee will display the course configuration using placards on a staff, and the course bearing and length using display boards.
- B2.3. The length of the windward leg and the number of loops will be set such that the majority of the class will finish in 35 minutes. Two races will be run each night.

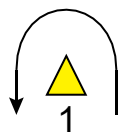
### B3. MARKS

- B3.1. The Start / Finish mark for Course SA shall be a pin approximately 6 feet in height having an orange flag.
- B3.2. The Start / Finish mark for the Course FA shall be fixed mark #9.
- B3.3. For Course SA, Mark 1 shall be a yellow tetrahedron. The change mark shall be an orange tetrahedron.
- B3.4. For Course FA, Mark 1 shall be any one the eight perimeter fixed marks on Alpha Course. The change mark will be any one the remaining perimeter fixed marks.
- B3.5. For Course SA, Mark 2 shall be any one the nine fixed marks on Alpha Course.
- B3.6. For Course FA, Mark 2 shall be the fixed mark #9 on Alpha Course.

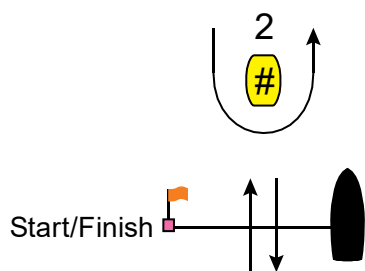
### B4. CHANGE OF THE NEXT LEG OF THE COURSE

- B4.1. For Course SA, the race committee will lay a new mark and signal the relative direction change and/or relative length change in accordance with RRS 33. The race committee will remove the original mark as soon as practicable. When, in a subsequent change of course, a new mark is replaced, it will be replaced with an original mark.
- B4.2. For Course FA, the race committee will determine the new fixed mark and signal the new compass bearing in accordance with RRS 33. The original mark will not be removed.

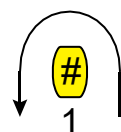
## BRAVO COURSE DIAGRAMS



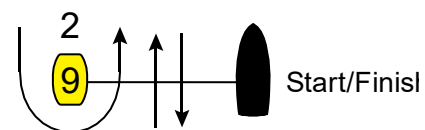
Course SA – Windward/Leeward, Mark 1 Set	
<i>Signal</i>	<i>Mark Rounding Order</i>
SA2	Start - 1 - 2 - 1- Finish



Course SA



Course FA – Windward/Leeward, Mark 1 Fixed	
<i>Signal</i>	<i>Mark Rounding Order</i>
FA1	Start - 1 - Finish
FA2	Start - 1 - 2 – 1 - Finish
FA3	Start - 1 - 2 - 1 - 2 - 1 - Finish



Course FA